

Welcome!



The 32nd Annual Indiana High School Athletic Association™ Football State Finals

RCA Dome, Indianapolis, Indiana

November 26-27, 2004

Friday at 3:30 p.m. | Class A | Seeger (14-0) vs. Indianapolis Cardinal Ritter (10-4)

Friday at 7 p.m. | Class 2A | Eastbrook (14-0) vs. Tri-West Hendricks (14-0)

Saturday at 12 p.m. | Class 3A | Andean (12-2) vs. Heritage Hills (14-0)

Saturday at 3:30 p.m. | Class 4A | Wawasee (13-1) vs. Roncalli (12-2)

Saturday at 7:05 p.m. | Class 5A | Fort Wayne Snider (14-0) vs. Warren Central (13-1)

Visit Farm Bureau Insurance at www.infarmbureau.com

For more than 100 years, the IHSAA has enjoyed being a part of the journey to adulthood for thousands of young Hoosiers. Knowing that the student athletes we meet today will be the leaders of tomorrow, we are grateful for the opportunity to help them as they learn the many valuable lessons of athletics.

This effort is enhanced immeasurably thanks to the continuous, unwavering support of our exclusive corporate partner, Indiana Farm Bureau Insurance.

Like the IHSAA, Indiana Farm Bureau Insurance has a long and distinguished record of service to the families of Indiana, providing quality insurance products at competitive rates and an unparalleled dedication to customer satisfaction.

For an organization such as ours, integrity is of primary importance. An uncompromising adherence to the principles of fair play and impartiality form the core of our value system. How appropriate then, that we have a corporate partner who shares our commitment to integrity in its day-to-day operations.

We all need to insure our cars and homes. We need to prepare for retirement and for possible long-term health care needs. Many of us have families to protect as well. Indiana Farm Bureau Insurance has been serving Hoosiers for nearly 70 years.

Calling your local Indiana Farm Bureau Insurance agent is an excellent way to obtain the protection you need, and at the same time, saying "thank you" to a company that helps perpetuate both the values and activities of the IHSAA.

Cordially,

Blake Ress
IHSAA Commissioner

Additional Thanks To The Following Supporters



www.methodistsports.com



www.20-20photo.com



www.wilsonsports.com

Ress.jpg

Special Thanks To Our Host

Indiana Convention Center & RCA Dome
100 S. Capitol Avenue
Indianapolis, IN 46225
317-262-3400
www.iccrd.com

Executive Director **Barney Levengood**
Stadium Director **Mike Fox**
Event Coordinator **Andy Arnold**
Secretary **Nancy Campbell**
Special Services Coordinator **Alison Lanie**
Ticket Office Manager **Mary Dyar**
Assistant Ticket Office Manager **Stacy Yankauskas**
Security Manager **Joe Coomer**

State Finals Personnel

Tournament Administrators **Blake Ress, Bobby Cox**
Public Address **Pete Smith, Bob Tremain, John Tremain**
Scoreboard and Clock **Brian Bollinger, Doug Coddington, Jim Disney, Mike Spencer**
Supervisor of Officials **Brad Brooks**
Teams & Bands **Dennis Dodd**
Awards **Paul Loggan**

Class A Officiating Crew **Mark Beck, Todd Clark, John Schneider, Robert Ritchie, George Saxton**
Class 2A Officiating Crew **Robert Gootee, Robert Carnagey, Chuck Gardiner, Andy Simpson, Jay Carnagey**
Class 3A Officiating Crew **John Morrow, Mike Eckert, Rick Renschler, William Harkness, Roger Mauck**
Class 4A Officiating Crew **Bill Morrison, William Wilczynski, Tim Sargent, Jeff Scheub, Tim Holmes**
Class 5A Officiating Crew **John Goss, Jr., Robert Mahnic, Terrence Bley, Fred Scheub, Steven Dahlkamp**

Program Credits

Publisher **Blake Ress, Commissioner**
Editor **Jason Wille, Asst. Sports Information Dir.**
Editorial Assistance **Elizabeth Linkous**
Printing **Sport Graphics, Indianapolis**
Photography **20-20 Photographic**
Cover Design **three-sixty group, Indianapolis**

Additional copies of this program can be ordered while supplies last by sending a check or money order for \$5.00 each (postage included) to:

IHSAA
P.O. Box 40650
Indianapolis, IN 46240-0650
For state tournament results and latest Indiana high school sports information, visit the IHSAA website at www.ihssa.org

State Tournament Brackets

Sectional Championship
November 5

Regional Championship
November 12-13

Semi-State Championship
November 19-20

State Championship
November 27

at Merrillville	44 (3OT)
Portage	38
at South Bend Clay	13
Penn	34
at Fort Wayne Snider Homestead	49
	21
at Lafayette Jefferson	19
Carmel	22
at Lawrence Central	14
Warren Central	46
at Perry Meridian	0
Ben Davis	30
at Columbus North	28
Terre Haute North	14
at Evansville Harrison	7
Castle	19

Merrillville	0
at Penn	31
Fort Wayne Snider	40
at Carmel	22
at Warren Central	27
Ben Davis	26
Columbus North	24
at Castle	0

Class 5A

Penn	7
at Fort Wayne Snider	49
Warren Central	54
at Columbus North	17

Fort Wayne Snider
RCA Dome Indianapolis
Warren Central

Class 5A State Champion

Sectional Championship
November 5

Regional Championship
November 12-13

Semi-State Championship
November 19-20

State Championship
November 27

at Highland	7
Lowell	48
Plymouth	7
at Wawasee	28
at Logansport	21
Fort Wayne South Side	14
Pendleton Heights	22
at Muncie Central	38
at Indianapolis Cathedral	16
Roncalli	17
Mooresville	37
at Greenwood	14
at Columbus East	49
Shelbyville	14
at Jasper	8
Boonville	11

at Lowell	21
Wawasee	28
Logansport	20
at Muncie Central	11
Roncalli	20
at Mooresville	16
Columbus East	26
at Boonville	24

Class 4A

at Wawasee	49
Logansport	19
at Roncalli	15
Columbus East	14

Wawasee
RCA Dome Indianapolis
Roncalli

Class 4A State Champion

Sectional Championship
November 5

Regional Championship
November 12-13

Semi-State Championship
November 19-20

State Championship
November 27

at Griffith	25
Andrean	36
at Tipton	7
Hamilton Heights	22
at NorthWood	11
New Prairie	14
at Norwell	20
Fort Wayne Bishop Luers	17
at Yorktown	20
New Palestine	37
at Danville	7
Indianapolis Bishop Chatard	55
Corydon Central	7
at Batesville	28
at Heritage Hills	24
Evansville Mater Dei	14

at Andrean	48
Hamilton Heights	23
at New Prairie	28
Norwell	17
at New Palestine	7
Indianapolis Bishop Chatard	38
at Batesville	0
Heritage Hills	3

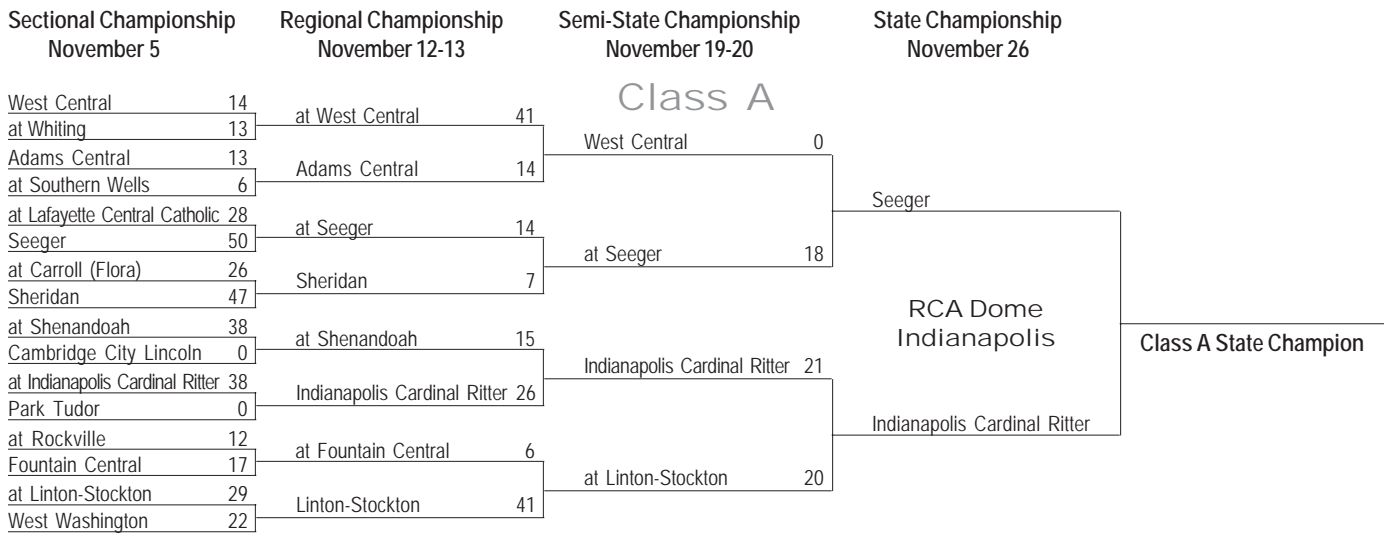
Class 3A

Andrean	34
at New Prairie	21
at Indianapolis Bishop Chatard	10
Heritage Hills	13

Andrean
RCA Dome Indianapolis
Heritage Hills


Class 3A State Champion

State Tournament Brackets



Seeger Patriots

Class A



Lt.	Dk.	Name	Grade	Ht.	Wt.	Pos.	Lt.	Dk.	Name	Grade	Ht.	Wt.	Pos.
2	2	Cook, Eli	12	5-10	165	FB	60	60	Ransom, Adam	11	5-11	245	C
3	3	Hensley, Joshua	9	5-10	160	QB	62	62	Hobaugh, Andrew	9	5-9	190	C
6	6	Cronk, Brady	10	5'10	175	QB	65	65	Simonton, Brennen	10	5-7	250	T
7	7	Wright, Waylon	10	6-0	170	QB	66	66	Davis, Shawn	9	5-8	190	T
9	9	Parrish, Eric	10	6-0	195	HB	70	70	Cranmore, Cody	10	5-11	240	T
10	10	Hanthorne, Nathan	11	5-8	160	HB	71	71	Dwenger, Steven	12	6-0	255	T
11	11	Clem, Joel	12	6-0	165	QB	72	72	Bowlus, Beau	9	5-8	175	T
12	12	Hubbert, Daniel	11	5-9	150	FB	74	74	Graham, Robbie	10	6-0	240	T
14	14	Haddock, Joseph	9	5-11	140	SE	75	75	Phipps, James	11	6-2	200	T
20	20	Craven, Zack	10	5-11	220	FB	77	77	Conrad, Ian	10	6-1	205	G
22	22	Sturgeon, Curtis	12	5-11	165	HB	78	78	Casson, Joseph	9	5-11	185	G
25	25	Pruitt, Dustin	11	5-10	150	HB	80	80	Smith, Hunter	12	6-0	160	SE
26	26	Hulsey, Brandon	9	5-7	130	HB	81	81	Middleton, Danial	9	5-10	155	TE
28	28	Cook, Jacob	9	5-5	120	HB	82	82	Pintar, Adam	10	6-1	140	SE
29	29	Petro, James	10	5-11	160	HB	83	83	Collins, Christopher	10	5-9	150	TE
30	30	Cravatt, Mark	9	5-8	145	HB	84	84	Thompson, Brad	11	5-8	140	SE
32	32	Millburg, Scott	9	5-7	135	FB	85	85	Elrod, John	9	5-11	130	SE
34	34	Howard, Ben	9	6-0	180	HB	86	86	Maroska, Landon	10	6-0	160	FB
35	35	Barnhart, Alan	11	5-9	140	FB	88	88	Steward, Tyler	10	6-1	145	SE
36	36	Collins, Ryan	9	5-6	145	FB							
42	42	Sturgeon, Jeremy	10	6-1	230	TE							
44	44	Gaskill, Jeremy	12	6-0	195	HB							
50	50	Hensley, Aaron	10	5-8	195	T							
51	51	McConnaughey, Fred	10	6-0	195	G							
52	52	Rater, Joshua	10	5-9	190	C							
53	53	Taylor, William	10	6-0	180	T							
54	54	Barnett, Bradley	10	5-11	160	G							
56	56	Bryant, Andrew	9	6-0	190	G							
57	57	Haniford, Reed	9	5-10	170	G							
58	58	Marshall, Kyle	12	5-9	190	G							
59	59	Gooch, Jevin	12	5-9	225	G							

Seeger Patriots

Class A

Team Statistics

	Home	Opponents
Total Points / Points Per Game	651 / 46.5	84 / 6.0
First Downs / Per Game	188 / 13.4	97 / 6.9
Rushing Yards / Per Game	4,098 / 292.7	784 / 56.0
Passing Yards / Per Game	1,108 / 79.1	921 / 65.7
Total Yards / Per Game	5,206 / 371.8	1,705 / 121.7
Fumbles Recovered By	16	11
Intercepted By	17	2
Total Punts / Average	25 / 33.8	84 / 32.6
Penalties / Yards	75 / 604	50 / 395

Individual Statistics

Scoring	Games	TD	PAT / 1pt	PAT / 2pt	FG	TP	PPG
1. Eli Cook	14	45	0	4	0	278	19.9
2. Curtis Sturgeon	14	15	0	0	0	90	6.4
3. Jeremy Gaskill	14	14	0	2	0	88	6.3
4. Kyle Marshall	14	1	47	0	1	56	4.0
5. Hunter Smith	14	5	0	1	0	32	2.3

Rushing	Games	Att.	Yds.	TD	YPG
1. Eli Cook	14	225	1953	34	139.5
2. Jeremy Gaskill	14	64	750	13	53.6
3. Curtis Sturgeon	14	66	551	6	39.3
4. Joel Clem	14	42	292	3	20.9


Passing	Games	Comp.	Att.	Int.	TD	Yds.	YPG
1. Joel Clem	14	54	107	1	19	1049	74.9
2. Jeremy Gaskill	14	1	1	0	0	34	—
3. Brady Cronk	5	1	2	1	0	10	—

Receiving	Games	Rec.	Yds.	TD	YPG
1. Hunter Smith	14	21	339	5	24.2
2. Curtis Sturgeon	14	13	326	8	23.2
3. Eli Cook	14	8	145	2	10.4
4. Jeremy Sturgeon	14	7	124	2	8.9

Defense	Games	Tackles	For Loss	INT	FC	FR
1. Curtis Sturgeon	14	123	4	1	0	1
2. Eli Cook	14	117	30	1	1	2
3. Jeremy Gaskill	14	104	12	0	0	1
4. Kyle Marshall	14	92	6	2	0	0
5. Fred McConaughy	14	75	11	0	0	0
6. Eric Parrish	14	69	13	0	1	1

State Finals History

Runner-Up: 2003 (A)
Appearances: 2003 (A), 2004 (A)



Brian Moore
Head Coach



Team Facts

City/Town: West Lebanon
County: Warren
Superintendent: Terry Roderick
Principal: Ralph Shrader
Athletic Director: Gary Hart
Asst. Athletic Director: Scott Mathis
Head Coach: Brian Moore
Assistant Coaches: Tom Cook, Rob Beckett, Phil White, Scott Cronk, Cory Max, Larry Potts, Bryan Stwalley, John Collins, Jake Lanie, Brad Wolf
Student Managers: Scott Moore, Vance Stwalley, Storme Stover, Josh Purcell
Colors: Scarlet, Navy & White
Conference: Wabash River
Enrollment: 466 in four grades
Last Year's Tournament: Finished 14-1; lost to Indianapolis Cardinal Ritter, 28-0, in state championship game

Season Results (14-0)

Date	Opponent	Score
8/20	Rockville	W 39-0
8/28	at Clinton Central	W 45-20
9/3	Attica	W 53-0
9/10	Riverton Parke	W 69-0
9/17	at Covington	W 68-0
9/24	Fountain Central	W 69-0
10/1	at Turkey Run	W 48-0
10/8	at West Lafayette	W 40-3
10/15	North Vermillion	W 67-6
Sectional		
10/22	at North White	W 49-20
10/29	Pioneer	W 22-0
11/5	at Lafayette Central Catholic	W 50-28
Regional		
11/12	Sheridan	W 14-7
Semi-State		
11/19	West Central	W 18-0

Indianapolis Cardinal Ritter Raiders

Class A



Lt.	Dk.	Name	Grade	Ht.	Wt.	Pos.	Lt.	Dk.	Name	Grade	Ht.	Wt.	Pos.
1	1	Byrnes, Alex	12	5-10	170	QB	54	54	Lindsey, Session	12	5-9	190	DL
3	3	Adams, Nick	12	5-7	135	RB/DB	55	55	Recker, Adam	12	6-2	215	OL/LB
4	4	Amico, Jeremy	9	5-9	140	WR/DB	56	56	Smith, Jimmy	12	5-11	240	OL/DL
5	5	Cariaso, James Dean	10	5-6	140	RB/DB	58	58	Forrest, Kevin	12	6-2	210	OL/DL
8	8	Okafor, Jonathon	9	6-1	155	OLB/WR	62	62	Keys, Charles	9	6-0	250	OL/DL
10	10	Schumacker, Grant	9	5-9	140	QB/LB	63	63	Burris, Austin	10	6-1	240	OL/DL
11	11	Stevens, Michael	10	5-8	135	P / K	64	64	King, Spencer	12	6-1	230	C /DL
12	12	Wilson, Donnie	9	5-8	130	QB/DB	65	65	Zeffel, Craig	9	5-11	180	C /DE
13	13	Purichia, Nick	10	5-10	145	QB/DB	66	71	Jackson, Keith	11	5-9	165	OL/DL
14	14	Ratcliff, Keith	12	6-0	165	WR/DB	70	70	Smith, Kyle	10	6-2	300	OL/DL
15	15	Floyd, Luke	9	6-0	180	P / K	72	72	Vondesaar, Adam	9	6-2	205	OL/DE
16	28	Kaiser, Chris	10	5-11	140	RB/DL	73	73	McClain, William	9	5-4	180	OL
20	20	Hale-Bryant, Nigel	12	6-1	160	WR	75	75	Loviseck, Jake	9	5-10	160	OL/DE
22	22	Evans, David	12	6-1	210	RB/LB	80	80	White, Donald	10	5-10	155	TE/DE
23	23	Beecher, Daniel	9	5-11	155	OL/LB	81	6	Hill, Brandon	10	5-6	125	WR/DB
24	24	Anderson, Joey	10	5-8	135	DB/RB	82	89	Battle, Kevin	9	6-1	160	WR
25	25	Wigginton, Chris	10	5-7	130	RB	83	43	Lees, Ethan	12	5-11	170	WR/LB
26	26	Jungels, Thomas	9	5-7	125	WR/DB	84	42	Newson, Bobby	9	5-7	125	RB/DB
27	27	Cummings, Michael	9	6-1	155	RB/DB	85	41	Adkins, Kyle	9	6-1	195	OL/TE
30	30	Hicks, Kevin	12	6-0	165	WR/C							
31	31	Pumphrey, Corey	10	5-10	225	RB/LB							
32	32	Espinoza, Adam	10	5-10	170	FB/LB							
33	33	Henning, David	10	5-9	150	RB/LB							
34	34	Gammons, Garrett	12	5-11	175	RB/LB							
35	35	Barrett, Shea	12	6-1	215	TE/DE							
36	29	Deveau, Eddie	10	5-10	160	LB							
40	40	Adkisson, Chris	10	6-0	175	TE/LB							
44	44	Campbell, Elijah	11	5-10	170	RB/LB							
51	51	Mickles, Alex	12	5-9	230	OL/LB							
52	52	Christoph, Brian	10	5-8	165	OL/DL							
53	53	Whitelaw, Chris	12	5-7	260	OL/DL							

Indianapolis Cardinal Ritter Raiders



Class A

Team Statistics

	Home	Opponents
Total Points / Points Per Game	476 / 34	210 / 15
First Downs / Per Game	—	—
Rushing Yards / Per Game	3,335 / 238.2	1,888 / 134.8
Passing Yards / Per Game	1,617 / 115.5	1,086 / 77.5
Total Yards / Per Game	4,952 / 353.7	2,974 / 212.3
Fumbles Recovered By	18	9
Intercepted By	21	4
Total Punts / Average	—	—
Penalties / Yards	—	—



Individual Statistics

Scoring	Games	TD	PAT / 1pt	PAT / 2pt	FG	TP	PPG
1. David Evans	14	24	0	0	0	144	10.2
2. Alex Byrnes	14	17	0	1	0	104	7.4
3. Keith Radcliff	14	11	0	1	0	68	4.8
4. Mike Stevens	14	0	52	0	1	55	3.9
5. Kevin Hicks	14	9	0	0	0	54	3.8

Rushing	Games	Att.	Yds.	TD	YPG
1. David Evans	14	338	2,170	23	155.0
2. Alex Byrnes	14	101	450	14	32.1

Passing	Games	Comp.	Att.	Int.	TD	Yds.	YPG
1. Alex Byrnes	14	98	173	4	22	1,508	107.7
2. Nick Purichia	6	9	13	0	0	109	18.1

Receiving	Games	Rec.	Yds.	TD	YPG
1. Keith Radcliff	14	41	734	10	52.4
2. Kevin Hicks	14	24	352	9	25.1

Defense	Games	Tackles	For Loss	INT	FC	FR
1. Adam Recker	14	78	4	0	1	1
2. Shea Barrett	14	55	5	0	2	2
3. Spencer King	14	54	6	0	3	1
4. Kevin Forrest	14	52	5	0	0	2
5. Alex Byrnes	14	51	2	8	2	2
6. Garrett Gammons	14	45	2	0	2	2

Team Facts


City/Town: Indianapolis
County: Marion
Superintendent: Mickey Lentz
President: Paul Lockhard
Principal: E. Jo Hoy
Athletic Director: Jim Martin
Asst. Athletic Director: John A. Roach
Head Coach: Jim Boswell
Assistant Coaches: Ty Hunt, Tim Adkisson, Vince Purichia, Steven Shackelford, John Grismore, Joe Purichia, John McCracken, Joe Pfenning
Student Managers: Doug Green, Joe Oritz, Lisa Frankowski, Nicole Corliss, Kim Ehmen, Maria Melvin
Colors: Black, Red & White
Conference: Independent
Enrollment: 365 in four grades
Last Year's Tournament: Finished 12-2; defeated Seeger, 28-0, to win state championship

Season Results (10-4)

Date	Opponent	Score
8/20	Indianapolis Sccecina	W 42-13
8/27	at Indianapolis Northwest	L 34-33
9/3	at Indianapolis Washington	W 48-13
9/10	at Speedway	L 41-25
9/17	at Summit Country Day (Ohio)	W 35-8
9/25	at North Judson	L 28-21ot
10/2	Brebeuf Jesuit	L 24-21
10/9	Park Tudor	W 28-7
10/15	Heritage Christian	W 34-0
Sectional		
10/22	at North Decatur	W 43-14
10/29	Milan	W 62-0
11/5	Park Tudor	W 38-0
Regional		
11/12	at Shenandoah	W 26-15
Semi-State		
11/19	at Linton-Stockton	W 21-20ot

State Finals History

State Champion: 1977 (A), 2003 (A)
Runner-Up: 1987 (2A), 1991 (A), 1992 (A)
Appearances: 6 1977 (A), 1987 (2A), 1991 (A), 1992 (A), 2003 (A), 2004 (A)



Jim Boswell
Head Coach

Eastbrook Panthers

Class 2A



Lt.	Dk.	Name	Grade	Ht.	Wt.	Pos.	Lt.	Dk.	Name	Grade	Ht.	Wt.	Pos.
3	3	Mullenix, Daniel	12	5-8	160	DB/WR	75	75	Seaman, Nathan	12	6-3	270	DL/OL
7	7	Puckett, Jed	12	5-8	150	DB/RB	77	77	Banter, Nathaniel	10	5-9	210	OL/DL
9	9	Younce, Cody	10	5-9	140	DB/WR	78	78	Isaac, Kalem	12	6-2	200	OL/DL
10	10	Jones, Clay	10	5-8	140	DB/OB	79	79	Roesly, Ryan	12	6-3	280	DL/OL
11	11	Tuterow, Zachary	11	6-1	180	DB/OB	80	80	Lassiter, Kyle	11	5-10	160	DB/WR
12	12	Banter, John	12	5-6	160	DB/OB	82	82	Williams, Levi	11	6-5	190	DE/TE
13	13	Herring, Derek	11	5-11	180	DB/WR	88	88	Adamson, Anthony	10	5-6	110	DB/WR
15	15	Felver, Nathan	9	5-8	120	DB/OB							
20	20	Tuterow, Quintyn	9	6-0	140	DB/RB							
22	22	Barajas, Blake	9	6-0	170	DB/RB							
23	23	Atkins, Bradley	12	5-9	170	LB/RB							
28	28	Kirkpatrick, Kyle	12	5-9	185	DL/FB							
30	30	Miller, Marc	9	5-8	140	DB/RB							
32	32	Fenstermaker, Kevin	9	5-9	170	FB/LB							
33	33	Soultz, Jason	11	5-9	140	DB/RB							
34	34	Poe, Jason	11	6-3	180	LB/FB							
36	36	Lebedenko, Sergey	11	6-0	150	PK							
37	37	Sherrier, Aaron	9	5-9	155	LB/FB							
42	42	Mcgriff, Daniel	12	5-5	125	DB/WR							
44	44	Shirar, Timothy	10	5-10	170	LB/FB							
45	45	White, William	10	5-10	160	DL/RB							
47	47	Short, Adam	11	5-9	165	DE/FB							
50	50	Boucher, Ryan	10	6-0	175	DE/DL							
51	51	Skinner, Albert	11	5-9	155	DE/OL							
52	52	Smoot, Joshua	12	6-0	210	DL/OL							
55	55	Bragg, Robert	12	6-2	210	LB/OL							
63	63	Wright, Cody	10	5-10	215	DL/OL							
67	67	Street, Dallas	10	5-10	215	LB/OL							
69	69	Poe, Michael	10	6-0	185	LB/OL							
71	71	Forth, Bryce	10	5-11	220	DL/OL							

Eastbrook Panthers

Class 2A



Team Statistics

	Home	Opponents
Total Points / Points Per Game	446 / 31.9	120 / 8.6
First Downs / Per Game	202 / 14.4	135 / 9.6
Rushing Yards / Per Game	3,040 / 217.1	1,348 / 96.2
Passing Yards / Per Game	1,114 / 79.6	884 / 63.1
Total Yards / Per Game	4,154 / 296.7	2,232 / 159.4
Fumbles Recovered By	18	17
Intercepted By	19	6
Total Punts / Average	45 / 31.2	67 / 30.0
Penalties / Yards	75 / 566	54 / 420



Individual Statistics

Scoring	Games	TD	PAT / 1pt	PAT / 2pt	FG	TP	PPG
1. Jason Poe	14	20	0	0	0	120	8.6
2. Levi Williams	14	5	54	5	0	94	6.7
3. Jed Puckett	14	10	0	0	0	60	4.3
4. Kyle Kirkpatrick	14	9	0	0	0	54	3.9
5. Zach Tuterow	14	6	0	0	0	36	2.6
6. Brad Atkins	14	6	0	0	0	36	2.6

Rushing	Games	Att.	Yds.	TD	YPG
1. Kyle Kirkpatrick	14	199	1,160	8	82.9
2. Jason Poe	14	70	546	10	39.0
3. Brad Atkins	14	68	418	6	29.9
4. Jed Puckett	14	70	400	10	28.6

Passing	Games	Comp.	Att.	Int.	TD	Yds.	YPG
1. Zach Tuterow	14	71	128	6	14	1,114	79.6

Receiving	Games	Rec.	Yds.	TD	YPG
1. Jason Poe	14	28	510	7	36.4
2. Levi Williams	14	19	399	5	28.5
3. Kyle Kirkpatrick	14	12	110	1	7.8
4. Jed Puckett	14	4	31	0	2.2

Defense	Games	Tackles	For Loss	INT	FC	FR
1. Rob Bragg	14	144	—	0	—	3
2. Derek Herring	12	103	—	6	—	0
3. Jason Poe	14	97	—	4	—	1
4. Nathan Seaman	14	95	—	2	—	3
5. Ryan Roesly	14	84	—	0	—	3
6. Brad Atkins	14	74	—	0	—	1

Team Facts


City/Town: Marion
County: Grant
Superintendent: Jerry Harshman
Principal: Marjorie Green
Athletic Director: David Martz
Head Coach: Jeff Adamson
Assistant Coaches: Ray Mughmaw, Tom Wilson, Stuart Goble, Doug Martz, Harold Coates, Nate Brown, David Burns, Josh Campbell, Skip Edwards, Andy Phillips, Wes Martin
Student Managers: Tim Bertsch, Kaden Harrison, Cameron Yoder, Matt Hall
Colors: Red & Black
Conference: Central Indiana
Enrollment: 564 in four grades
Last Year's Tournament: Finished 11-2; lost at eventual state runner-up Harding, 15-7, in regional championship game

Season Results (14-0)

Date	Opponent	Score
8/20	Southwood	W 28-0
8/28	at Oak Hill	W 21-7
9/3	at Madison-Grant	W 21-19
9/10	at Mississinewa	W 21-14
9/17	at Wabash	W 56-6
9/24	Frankton	W 43-13
10/1	at Alexandria	W 42-6
10/8	Blackford	W 6-0
10/15	Elwood	W 49-6
Sectional		
10/22	South Adams	W 34-8
10/29	Winchester	W 35-0
11/5	at Bluffton	W 35-10
Regional		
11/12	Heritage	W 27-19
Semi-State		
11/29	at Glenn	W 28-12

State Finals History

First Appearance



Jeff Adamson
Head Coach

Tri-West Hendricks Bruins

Class 2A



Lt.	Dk.	Name	Grade	Ht.	Wt.	Pos.	Lt.	Dk.	Name	Grade	Ht.	Wt.	Pos.
2	2	Goode, Taylor	9	5-8	150	W/DB	54	54	Sullivan, Brandon	10	5-7	150	OL/LB
3	3	Alexander, Matt	11	5-10	180	W/DB	55	55	Dollar, Chris	10	5-11	260	OL/DL
5	5	Smith, Tyler	9	5-8	135	QB	56	56	Stelzel, Kyle	11	5-11	200	OL/DL
6	6	Peterman, Josh	9	5-8	160	RB/LB	58	58	Storms, Cory	10	5-11	185	OL/LB
7	7	Bruce, Tyler	10	6-0	170	QB	59	59	Gaskill, Josh	10	6-0	210	OL/DL
8	8	Bowman, Logan	9	5-10	150	W/LB	60	60	Mitchell, Colt	10	5-10	260	OL/DL
9	9	Thompson, Tylan	10	6-1	170	WR/DB	61	61	Sital, Roman	9	5-9	150	OL/DL
10	10	Miller, Aaron	12	5-10	150	WR/DB	62	62	Morris, Grant	11	5-11	220	OL/LB
11	11	Moses, DeMarco	10	6-0	160	WR/DB	63	63	Humphreys, Greg	11	6-0	190	OL/DL
12	12	Terrell, Matt	9	5-10	150	W/LB	64	64	Flater, Ethan	9	5-8	135	OL/DL
13	13	Robertson, Brandon	10	6-4	180	WR/LB	65	65	Hughes, Kasey	11	6-4	200	OL/DL
15	15	Ricks, Steve	10	6-0	165	QB	66	66	Woodson, Josh	9	5-11	220	OL/DL
20	20	Schaefer, Daniel	12	5-10	180	RB/LB	68	68	Berger, Ben	10	5-10	180	OL/DL
21	21	Chastain, Brent	10	5-8	135	WR/DB	70	70	Gibbs, Carl (CJ)	11	6-0	280	OL/DL
22	22	Berry, Matt	10	6-0	170	W/DB	71	71	Zielinski, Stephen	12	5-11	210	OL/DL
25	25	Pugliese, Ben	9	5-9	125	WR/DB	73	73	Giles, Phillip	10	6-0	250	OL/DL
26	26	Bowman, Jacob	9	5-9	135	WR/DB	75	75	Castilloux, Ryan	9	6-3	190	OL/DL
28	28	Snyder, Luke	10	5-9	160	W/DB	76	76	Roberson, David	12	6-7	240	OL/DL
30	30	Mobley, Phillip	11	6-0	180	RB/LB	77	77	Berger, Nicholas	9	5-10	155	OL/DL
32	32	Quilter, Adam	12	5-10	180	RB/LB	78	78	Wilson, Daniel	10	6-0	250	OL/DL
33	33	Orf, Taylor	12	5-10	170	WR/DB	84	84	Graves, Joshua	11	5-11	165	W/DB
34	34	Tucker, Jacob	10	5-8	145	W/DB	88	88	Rutherford, Chris	11	6-3	175	WR/DB
40	40	McCain, Kyle	12	5-8	180	RB/DL							
44	44	Alexander, Jordan	9	5-9	155	W/LB							
45	45	Pugliese, Tony	10	6-1	170	RB/DB							
46	46	Cloud, Nathan	9	5-9	130	WR/DB							
50	50	Brown, Zach	12	6-1	185	OL/LB							
51	51	Lazaro, Josh	11	6-0	215	OL/LB							
52	52	Snyder, Jake	11	6-2	215	OL/LB							
53	53	Darnell, Forrest	9	5-8	160	OL/DL							

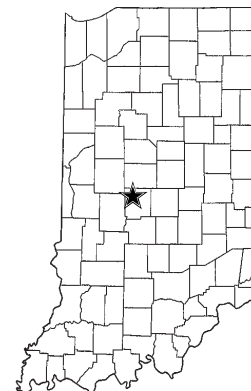
Tri-West Hendricks Bruins



Class 2A

Team Statistics

	Home	Opponents
Total Points / Points Per Game	525 / 37.5	194 / 13.8
First Downs / Per Game	260 / 18.5	130 / 9.2
Rushing Yards / Per Game	3,119 / 222.7	1,368 / 97.7
Passing Yards / Per Game	2,682 / 191.5	1,964 / 140.2
Total Yards / Per Game	5,801 / 414.3	3,332 / 238.0
Fumbles Recovered By	6	12
Intercepted By	20	10
Total Punts / Average	36 / 35	63 / 33
Penalties / Yards	56 / 515	58 / 543



Individual Statistics

Scoring	Games	TD	PAT / 1pt	PAT / 2pt	FG	TP	PPG
1. Adam Quilter	14	18	0	0	0	108	7.7
2. Brandon Robertson	14	0	66	0	7	87	6.2
3. Matt Alexander	14	14	0	1	0	86	6.1
4. Chris Rutherford	14	12	0	0	0	72	5.1
5. Tyler Bruce	14	9	0	0	0	54	3.8

Rushing	Games	Att.	Yds.	TD	YPG
1. Adam Quilter	14	218	1,332	15	95.1
2. Matt Alexander	14	77	508	4	39.1
3. Josh Graves	14	49	414	6	29.6
4. Tyler Bruce	14	81	383	9	27.4

Passing	Games	Comp.	Att.	Int.	TD	Yds.	YPG
1. Tyler Bruce	14	164	287	10	27	2,673	190.9

Receiving	Games	Rec.	Yds.	TD	YPG
1. Chris Rutherford	14	54	1,107	12	79.0
2. Matt Alexander	14	44	790	9	56.4
3. Josh Graves	14	24	314	3	22.4
4. Tylan Thompson	14	27	300	2	21.4


Defense	Games	Tackles	For Loss	INT	FC	FR
1. Zach Brown	14	150	10	0	0	1
2. Josh Lazaro	14	147	3	4	0	0
3. Kyle McCain	14	101	18	0	1	1
4. Taylor Orf	14	99	3	0	1	0
5. Dan Schaefer	14	75	13	0	0	1
6. Phil Mobley	14	61	3	0	0	0

State Finals History

State Champion: 1996 (A), 2003 (2A)

Runner-Up: 1989 (2A), 1995 (A)

Appearances: 5 1989 (2A), 1995 (A), 1996 (A), 2003 (2A), 2004 (2A)



Mark Haste
Head Coach

Team Facts

City/Town: Lizton

County: Hendricks

Superintendent: Larry F. Rambis

Principal: Corey Austin

Athletic Director: Mark W. Haste

Asst. Athletic Director: Matt Merica

Head Coach: Mark W. Haste

Assistant Coaches: Chris Coll, Dave Clark, Rodney Deckard, Rodney Farmer, Jason Ward, Mike Boatman, Tom Boles, Tony Hiland, Steve Hiland, Joey Clayton, Matt Simmerman

Student Managers: Alicia Chappell, Dana Siple, Jeanan Joseph, Carlena Moses

Colors: Navy & Vegas Gold

Conference: Sagamore

Enrollment: 464 in four grades

Last Year's Tournament: Finished 14-1; defeated Harding, 41-36, to win state championship

Season Results (14-0)

Date	Opponent	Score
8/20	at Cascade	W 37-31
8/27	at South Putnam	W 14-8
9/3	Lebanon	W 52-21
9/10	North Montgomery	W 17-14
9/17	at Southmont	W 42-16
9/24	at Crawfordsville	W 51-20
10/1	Western Boone	W 49-3
10/8	Frankfort	W 45-7
10/15	at Danville	W 34-13

Sectional

10/22	Cloverdale	W 35-16
10/29	at Cascade	W 30-0
11/5	at South Vermillion	W 47-13

Regional


11/12	Speedway	W 17-14
-------	----------	---------

Semi-State

11/19	at Brownstown Central	W 55-28
-------	-----------------------	---------

Andrean Fighting 59ers

Class 3A



Lt.	Dk.	Name	Grade	Ht.	Wt.	Pos.	Lt.	Dk.	Name	Grade	Ht.	Wt.	Pos.
2	2	Kennedy, Kevin	11	5-10	180	WR/DB	45	45	Tolbert, Cortland	9	5-9	175	RB/LB
3	3	Finn, Tommy	12	6-0	185	QB/DB	46	46	Koleff, Geoff	12	5-9	200	FB/LB
4	4	LaMere, Duke	12	6-0	171	WR/DB	47	47	Muzyka, Joe	10	5-10	160	RB/LB
5	5	Shingle, Adam	11	6-0	175	QB/DB	49	49	Mackin, Kellen	10	6-2	220	FB
6	6	Sutter, Austin	9	6-1	165	Q/DB	51	51	Sanchez, Peter	12	5-11	260	OL/DL
7	7	Arvin, Mike	10	5-8	160	WR/DB	52	52	Winters, Pat	12	5-11	205	OL/DL
9	9	Unterfranz, Matt	12	6-3	169	WR/DB	53	53	Austgen, Taylor	10	6-0	175	R/LB
11	11	Kennedy, John	9	5-10	155	Q/DB	54	54	Carragher, Brendan	11	6-2	255	LT/DE
12	12	Repay, Jesse	10	5-10	160	QB/DB	55	55	Egan, Steve	12	6-4	215	DE
15	15	Cera, Anthony	12	6-0	160	K/P	56	56	Wartman, Mike	12	6-1	215	OL/LB
16	16	Burton, Ron	9	6-2	170	WR/DB	57	57	Elbaor, Derek	11	6-1	205	OL/LB
17	17	Klein, Garrett	11	6-0	190	RB/LB	59	59	Davila, Chris	12	5-11	280	OL/DL
18	18	Bronisz, Jonathan	9	5-11	155	WR/DB	61	61	McGarel, Nick	10	6-0	215	OL/DL
19	19	Kocal, Jake	12	6-0	170	WR/DB	62	62	Grugel, Dan	10	6-1	205	OL/DL
21	21	Dravet, George	10	6-0	146	WR/DB	63	63	Webb, Larry	11	5-9	190	OL/DE
22	22	Rodriguez, Juaquin	12	5-8	180	RB/DB	64	64	Kristoff, Dan	10	5-11	225	OL/DL
23	23	Sease, Rufus	11	5-11	170	WR/DB	65	65	Deulley, Mark	12	6-0	240	DE
24	24	Skinner, Chris	11	5-8	150	WR/DB	67	67	Phillips, Rob	11	6-0	270	OL/DL
27	27	Mena, Javier	10	6-0	170	WR/DB	68	68	Hansen, Billy	11	6-0	180	OL/DL
28	20	Lenon, Taylor	9	6-2	180	DE/TE	69	69	Rister, Matt	9	5-11	200	OG/DT
29	28	Tomincasa, Dominic	12	5-10	180	LB/FB	71	71	Meschede, Matt	10	6-1	184	LB
30	30	Ryan, Matt	10	5-11	180	RB/LB	72	72	Reardon, Chris	11	5-10	215	OG/DT
31	31	Kadish, Alex	11	6-0	195	RB/LB	73	73	Winker, Tye	12	5-10	240	OT/DT
33	33	Brant, David	9	5-6	165	RB/LB	74	74	Hoolehan, Kevin	11	6-2	230	OL/DL
34	34	Brosius, Steve	9	5-8	180	RB/LB	76	76	Leggero, Erik	10	6-3	240	OT/DT
35	35	Gozdecki, Tom	9	5-11	180	TE/LB	78	78	Harris, Anthony	11	6-2	270	OL/DL
36	36	Huseman, Cody	10	5-11	143	WR/DB	80	80	Ohrn, James	12	5-9	170	TE/LB
37	37	Shahbaz, Mike	11	5-8	145	DB	81	81	McKernin, Mike	9	6-0	155	WR/DB
38	38	Howard, Chris	9	5-6	165	RB/LB	82	82	Harangody, Ty	12	6-2	230	LB/TE
39	39	Kras, Kevin	12	5-9	150	WR/DB	88	88	Cera, Joe	10	5-10	145	WR/DB
41	41	Blane, Randy	11	5-10	160	RB/DB	89	89	Puchalski, Bob	10	6-2	200	TE/LB
42	42	Mirabella, Pete	10	5-11	175	FB/LB	90	90	Klobucar, Jeff	12	6-1	195	TE/LB
43	43	Borowski, Mike	10	6-0	170	WR/LB	99	99	Taylor, Lamont	10	5-11	255	OT/DT
44	44	Billick, Tim	11	6-0	215	FB/DE							

Andrean Fighting 59ers

Class 3A

Team Statistics

	Home	Opponents
Total Points / Points Per Game	486 / 34.7	228 / 16.2
First Downs / Per Game	215 / 15.3	154 / 11.0
Rushing Yards / Per Game	2,216 / 158.2	2,128 / 152.0
Passing Yards / Per Game	3,290 / 235.0	1,316 / 94.0
Total Yards / Per Game	5,506 / 393.2	3,444 / 246.0
Fumbles Recovered By	13	11
Intercepted By	15	6
Total Punts / Average	29 / 28.1	--
Penalties / Yards	84 / 770	70 / 512

Individual Statistics

Scoring	Games	TD	PAT / 1pt	PAT / 2pt	FG	TP	PPG
1. Jake Kocal	14	19	49	1	-	163	11.6
2. Juaquin Rodriguez	14	21	0	0	0	126	9.0
3. Tommy Finn	14	11	0	0	0	66	4.7
4. Ty Harangody	14	10	0	1	0	62	4.4

Rushing	Games	Att.	Yds.	TD	YPG
1. Juaquin Rodriguez	14	178	1,051	18	75.0
2. Tommy Finn	14	169	700	11	50.0
3. Alex Kadish	14	38	314	3	22.4
4. Dominic Tornincasa	14	7	49	2	3.5

Passing	Games	Comp.	Att.	Int.	TD	Yds.	YPG
1. Tommy Finn	14	214	348	6	34	3,210	229.2


Receiving	Games	Rec.	Yds.	TD	YPG
1. Ty Harangody	14	77	1,246	10	89.0
2. Jake Kocal	14	70	1,140	19	81.4
3. Juaquin Rodriguez	14	24	319	2	22.8
4. Dominic Tornincasa	14	17	86	0	6.1

Defense	Games	Tackles	For Loss	INT	FC	FR
1. Dominic Tornincasa	14	102	-	0	-	2
2. Garrett Klein	14	93	-	0	-	1
3. Chris Skinner	14	80	-	4	-	2
4. Ty Harangody	14	78	-	2	-	0
5. Adam Shingle	14	73	-	3	-	1
6. Steve Egan	14	65	-	0	-	0

State Finals History

Runner-Up: 1997 (3A), 2001 (3A), 2002 (3A)

Appearances: 1997 (3A), 2001 (3A), 2002 (3A), 2004 (3A)



Brett St. Germain
Head Coach



Team Facts

City/Town: Merrillville

County: Lake

Superintendent: Kim Pryzbilski

Principal: Rev. Paul E. Quanz, C.S.B.

Athletic Director: Bill Mueller

Head Coach: Brett St. Germain

Assistant Coaches: Roy Dakich, Kevin Doyle, Dennis Gutowski, Steve Puchalski, Tom Staehle, Jeff St. Germain, Bryan Vowell, Steve Wachowski, Ray Elbaor, Mike Bauswell, Gary Crist, Milt Hadt

Colors: Red & Gold

Conference: Lake Athletic

Enrollment: 690 in four grades


Last Year's Tournament: Finished 12-1; lost to Hamilton Heights, 22-21, in regional championship game

Season Results (12-2)

Date	Opponent	Score
8/20	at Chesterton	W 18-13
8/27	Hammond Bishop Noll	W 41-7
9/3	at Hammond Morton	W 21-6
9/10	Hammond	W 34-12
9/17	Lowell	W 35-28
9/24	at Hobart	L 20-7
10/1	Highland	W 38-0
10/8	at Griffith	L 48-14
10/15	Munster	W 34-17
Sectional		
10/22	Hammond	W 56-6
10/29	Hammond Gavit	W 70-9
11/5	at Griffith	W 36-35
Regional		
11/12	Hamilton Heights	W 48-23
Semi-State		
11/19	at New Prairie	W 34-21

Heritage Hills Patriots

Class 3A



Lt.	Dk.	Name	Grade	Ht.	Wt.	Pos.	Lt.	Dk.	Name	Grade	Ht.	Wt.	Pos.
1	1	Beier, Kenny	10	5-9	165	E	80	80	Prior, Brandon	11	5-11	165	E
3	3	McGrew, Jacob	10	6-1	170	QB	81	81	Simpson, Nathan	10	6-1	160	E
5	5	Fischer, Austin	12	5-11	170	RB	83	83	Gogel, Lance	10	6-0	160	E
6	6	Pund, Bryce	12	6-0	160	QB	85	85	Carter, Tom	12	6-2	180	E
7	7	Butcher, Tony	9	6-0	150	QB	88	88	Lambeck, Kyle	11	6-3	190	E
10	10	Morrison, Jace	12	5-11	185	E							
12	12	Simon, Brandon	12	6-3	190	RB							
14	14	Cambron, Cory	11	6-0	160	RB							
20	20	Scherer, Eric	10	5-11	160	RB							
22	22	Kendall, Dakota	11	5-7	160	RB							
23	23	James, Kyle	10	5-6	170	RB							
36	36	Kress, Andy	11	6-3	185	RB							
37	37	Nichols, Jacob	11	5-11	170	RB							
40	40	Johannemann, Seth	11	6-2	190	RB							
48	48	Lubbehusen, Lucas	12	6-0	170	RB							
51	51	Toth, Mark	12	6-1	215	OL							
52	52	Luker, Brett	12	6-0	210	OL							
53	53	Seger, Anthony	12	6-0	215	OL							
54	54	Jochim, Tyler	11	6-1	195	OL							
56	56	Tempel, Adam	12	5-11	170	OL							
58	58	Gilpatrick, Dustin	10	6-0	200	OL							
60	60	Maldonado, Kyle	11	5-6	185	OL							
62	62	Konerding, Cole	10	5-9	170	OL							
65	65	Wahl, Cory	11	5-11	195	OL							
66	66	Hohl, Alex	10	5-11	255	OL							
67	67	Maddox, Dave	11	5-10	230	OL							
75	75	Knepper, Dan	12	6-2	255	OL							
76	76	Embry, Ryan	12	5-11	160	OL							
77	77	Satterfield, Matt	10	6-3	220	OL							
78	78	Spellmeyer, Mark	12	6-2	310	OL							
79	79	VanHoosier, Terry	10	6-1	275	OL							

Heritage Hills Patriots

Class 3A

Team Statistics

	Home	Opponents
Total Points / Points Per Game	518 / 37.0	136 / 9.7
First Downs / Per Game	217 / 15.5	131 / 9.4
Rushing Yards / Per Game	2,686 / 191.9	1,726 / 123.3
Passing Yards / Per Game	1,641 / 117.2	916 / 65.4
Total Yards / Per Game	4,327 / 309.1	2,642 / 188.7
Fumbles Recovered By	9	4
Intercepted By	18	10
Total Punts / Average	973 / 37.4	1,917 / 29.0
Penalties / Yards	48 / 373	53 / 441

Individual Statistics

Scoring	Games	TD	PAT / 1pt	PAT / 2pt	FG	TP	PPG
1. Jacob Nichols	14	26	0	1	0	158	11.3
2. Jace Morrison	14	4	57	0	6	99	7.1
3. Tom Carter	14	8	0	1	0	50	3.6
4. Brandon Simon	10	6	0	0	0	36	2.6
5. Seth Johannemann	14	5	0	1	0	32	2.3

Rushing	Games	Att.	Yds.	TD	YPG
1. Jacob Nichols	14	152	810	24	57.9
2. Brandon Simon	10	73	362	4	36.2
3. Seth Johannemann	11	42	296	4	26.9
4. Lucas Luebbehusen	13	63	317	6	24.4

Passing	Games	Comp.	Att.	Int.	TD	Yds.	YPG
1. Bryce Pund	11	78	126	8	13	1,245	113.2
2. Jacob McGrew	9	25	43	2	3	369	41.0
3. Jacob Nichols	2	2	2	0	1	27	13.5


Receiving	Games	Rec.	Yds.	TD	YPG
1. Tom Carter	14	39	755	8	53.9
2. Jacob Nichols	9	25	346	1	38.5
3. Brandon Simon	6	8	149	2	24.8
4. Jace Morrison	10	16	213	4	21.3

Defense	Games	Tackles	For Loss	INT	FC	FR
1. Seth Johannemann	14	82	8	2	1	2
2. Cory Cambron	14	66	3	0	0	1
3. Jace Morrison	14	60	3	1	0	1
4. Brandon Prior	14	51	0	5	0	0
5. Jacob Nichols	14	42	2	5	0	0
6. Brandon Simon	10	36	4	0	0	0

State Finals History

State Champion: 2000 (3A)

Appearances: 2000 (3A), 2004 (3A)



Bob Clayton
Head Coach



Team Facts

City/Town: Lincoln City

County: Spencer

Superintendent: Dr. Ginger Studebaker

Principal: Dan Scherry

Athletic Director: Jay Burch

Head Coach: Bob Clayton

Assistant Coaches: Stan Jochim, Chris

Sigler, Gary Hohl, Aaron Mundy, Rob Greene, Bob Compton, Mike Crews, Todd Wilkerson, Graham Price

Colors: Red, White & Blue

Conference: Pocket Athletic

Enrollment: 766 in four grades

Last Year's Tournament: Finished 13-1; lost at Indianapolis Bishop Chatard, 24-3, in semi-state championship game

Season Results (14-0)

Date	Opponent	Score
8/20	at Vincennes Lincoln	W 17-6
8/27	Tell City	W 43-7
9/3	at Pike Central	W 55-6
9/10	at Jasper	W 34-31 2ot
9/17	North Posey	W 21-6
9/24	at Gibson Southern	W 48-7
10/1	at Southridge	W 48-28
10/8	Tecumseh	W 62-0
10/15	South Spencer	W 42-14

Sectional

10/22	at Sullivan	W 50-7
10/29	at Princeton	W 58-0
11/5	Evansville Mater Dei	W 24-14

Regional


11/13	at Batesville	W 3-0
-------	---------------	-------

Semi-State

11/20	at Indpls. Bishop Chatard	W 13-10
-------	---------------------------	---------

Wawasee Warriors

Class 4A



Lt.	Dk.	Name	Grade	Ht.	Wt.	Pos.							
2	2	Swain, Jordan	12	5-10	205	RB-LB	54	54	Gardner, Lee	12	6-0	255	LINE
3	3	Brumbaugh, Tim	12	5-7	175	DE	55	55	Beer, Jason	11	5-10	180	LINE-DE
4	4	McKibben, Rob	11	5-9	195	RB-LB	56	56	Champoux, Kyle	10	5-11	210	LINE-DE
5	5	Spitler, Kyle	12	5-11	175	WR-DB	58	58	Kaiser, Creighton	11	5-11	235	LINE-DT
7	7	Lantz, Kory	12	6-2	180	QB	61	61	Thornburgh, Ryan	11	5-11	230	LINE-DT
8	8	Brown, Tom	11	5-10	165	WR-DB	63	63	Scherschel, Ben	12	6-3	245	LINE
9	9	Leach, Joe	10	6-2	165	QB	65	65	McKee, Justin	10	6-1	215	LINE
10	10	Conrad, Michael	11	6-1	185	DB	66	66	Anderson, Chris	11	5-8	175	DE
11	11	Curry, Jeremy	12	6-0	185	LB	67	67	Mallane, Mark	9	5-6	155	KLB
12	12	Champoux, Ben	12	6-1	180	WR-DB	68	68	Beer, Conner	9	5-10	210	OL
14	14	Shock, Heath	11	6-0	180	QB-DE	70	70	Beer, Travis	9	6-0	175	C
15	15	Mock, Andrew	10	5-7	145	WR-DB	71	71	McKibben, Brady	9	6-0	230	OL
20	20	McDonald, Ryan	9	5-11	150	QB	72	72	Brickey, Julian	10	5-11	185	LINE
21	21	Denton, Tyrus	9	5-7	135	FS	73	73	Lechlitner, Robert	12	5-11	255	DT
23	23	Garland, Cole	11	5-10	175	DB	74	74	Lechlitner, Richard	10	5-11	250	LINE-DT
24	24	Brown, Eric	9	5-9	155	WR	75	75	Atchison, Mike	9	5-8	200	OL
25	25	Lapelle, Ryan	12	6-0	200	DT	76	76	Sexton, Jacob	9	5-10	225	OL
26	26	Bohnke, Sam	10	5-9	185	RB-DT	77	77	Howell, Glen	11	5-7	266	DT
27	27	Crouse, Jeremy	10	5-11	170	WR-DB	78	78	Lundy, Nathan	12	6-4	255	LINE
28	28	Smith, Reed	11	6-0	200	LB	79	79	Radford, Travis	10	6-3	300	LINE
30	30	Giltner, Matt	12	5-8	150	DB	80	80	Bohnke, Brandon	10	5-7	155	WR
31	31	Christner, Ryan	12	6-1	175	WR-DB	81	81	Kaiser, Troy	11	5-10	170	WR
32	32	Gunderson, Mike	11	5-10	155	K	82	82	Thompson, Blake	9	5-7	135	WR
33	33	Bender, Austin	11	6-0	175	WR-DB	87	87	Richardson, Nick	10	5-8	135	WR
34	34	Jones, Todd	10	6-1	225	TE-DE	88	88	Zimmerman, Lance	10	6-3	205	TE-LB
35	35	Benzinger, Tanner	9	5-6	150	RB	89	89	Kaiser, Brock	9	5-6	135	WR
36	36	Corbin, Andy	12	6-1	175	WR	90	90	Fultz, Robert	10	5-11	170	DT
38	38	Rhoades, Jeff	11	6-2	160	DB	91	91	Dush, Gene	9	5-11	170	DE
40	40	Winegarden, Lukas	10	5-9	210	RB	93	93	Johnson, Craig	9	5-6	135	WR
41	41	Wegener, Justin	10	5-8	150	RB-LB	95	95	Kelly, Shelby	9	5-6	160	DE
42	42	Xanders, Paul	9	5-6	160	LB							
43	43	Giltner, Mike	12	5-8	150	DB							
44	44	Kauchak, Ryan	12	6-3	225	TE-DE							
48	48	Cloud, Dustin	10	5-11	175	LB							
50	50	Weisser, Trent	11	6-1	185	DE							
51	51	Riley, Jay	12	6-0	285	LINE							
52	52	Wehmeyer, Mike	9	5-7	190	OIL							
53	53	Crosby, Justin	12	5-9	215	LINE							
Lt.	Dk.	Name	Grade	Ht.	Wt.	Pos.							

Wawasee Warriors



Class 4A

Team Statistics

	Home	Opponents
Total Points / Points Per Game	510 / 36.4	223 / 15.9
First Downs / Per Game	311 / 22.2	126 / 9.0
Rushing Yards / Per Game	3,916 / 279.2	1,771 / 126.5
Passing Yards / Per Game	1,933 / 138.1	1,221 / 87.8
Total Yards / Per Game	5,849 / 417.8	2,992 / 213.8
Fumbles Recovered By	18	15
Intercepted By	13	10
Total Punts / Average	37 / 34.1	112 / 35.6
Penalties / Yards	47 / 1,291	59 / 1,425



Individual Statistics

Scoring	Games	TD	PAT / 1pt	PAT / 2pt	FG	TP	PPG
1. Jordan Swain	14	27	0	3	0	168	12.0
2. Kory Lantz	14	20	0	0	0	120	8.6
3. Ben Champoux	14	7	53	1	6	125	8.9
4. Ryan Kauchak	13	7	0	0	0	42	3.2
5. Andrew Mock	14	3	0	1	0	20	1.4

Rushing	Games	Att.	Yds.	TD	YPG
1. Jordan Swain	14	282	2,546	26	181.9
2. Kory Lantz	14	151	777	20	55.5
3. Rob McKibben	8	27	292	2	36.5
4. Ben Champoux	6	6	88	0	14.7

Passing	Games	Comp.	Att.	Int.	TD	Yds.	YPG
1. Kory Lantz	14	121	202	9	17	1,910	136.4
2. Joe Leach	6	2	7	1	0	11	1.8


Receiving	Games	Rec.	Yds.	TD	YPG
1. Ben Champoux	14	37	681	8	41.1
2. Andrew Mock	14	27	407	2	29.1
3. Ryan Christner	14	26	348	0	24.8
4. Ryan Kauchak	13	18	303	7	23.3

Defense	Games	Tackles	For Loss	INT	FC	FR
1. Rob McKibben	14	77	23	2	2	0
2. Jeremy Curry	14	65	17	0	2	1
3. Michael Conrad	12	57	9	3	4	2
4. Reed Smith	12	49	14	0	2	0
5. Creighton Kaiser	14	49	16	0	1	4
6. Trent Weissner	14	34	10	0	0	0

State Finals History

Runner-Up: 1985 (3A)

Appearances: 1985 (3A), 2004 (4A)



Joe Rietveld
Head Coach

Team Facts

City/Town: Syracuse

County: Kosciusko

Superintendent: Dr. Mark Stock

Principal: Ellen Stevens

Athletic Director: Mary Hurley

Head Coach: Joe Rietveld

Assistant Coaches: Mike Schmidt, Steve

Perek, Mike Campbell, Scott Lancaster,

Louie Jorczak, Josh Staley, Josh Cole,

Ross Minear, Mike Hall

Student Managers: Rhett Cook, Filmer-Eric
Cockrill

Colors: Forest Green & Old Gold

Conference: Northern Lakes

Enrollment: 998 in four grades

Last Year's Tournament: Finished 7-4; lost
to eventual state runner-up East Noble, 38-
36, in second round of sectionals

Season Results (13-1)

Date	Opponent	Score
8/20	Whitko	W 33-7
8/27	at Fairfield	W 42-28
9/3	Northridge	W 37-7
9/10	at Concord	L 27-21
9/18	NorthWood	W 38-34
9/24	at Plymouth	W 30-20
10/1	Warsaw	W 31-0
10/8	at Elkhart Memorial	W 35-6
10/15	Goshen	W 41-10

Sectional

10/22	at Concord	W 48-9
10/29	DeKalb	W 49-28
11/5	Plymouth	W 28-7

Regional

11/12	at Lowell	W 28-21
-------	-----------	---------

Semi-State

11/19	Logansport	W 49-19
-------	------------	---------

Roncalli Rebels

Class 4A



Lt.	Dk.	Name	Grade	Ht.	Wt.	Pos.	Lt.	Dk.	Name	Grade	Ht.	Wt.	Pos.
1	1	Bradshaw, Nick	10	5-11	159	RB	49	49	Fanelli, Dominic	10	6-0	181	LB
2	2	Stephenson, Brad	12	5-10	169	LB	50	50	McCoy, Ike	10	5-11	202	DL
3	3	Jenkins, Josh	11	6-0	182	RB	51	51	Lawson, Lyle	11	6-1	249	DL
4	4	Peterman, Chad	12	5-11	160	DB	52	52	Hommell, Aaron	10	6-0	268	OL
5	5	Green, Brandin	12	6-1	171	WR	53	53	Cobb, Bill	12	6-4	225	LB
6	6	Axum, Brandon	11	5-11	162	DB	54	54	Dias, Brad	11	6-0	238	OL
7	7	Barton, Nick	10	6-0	157	WR	55	55	Weisenbach, Max	11	6-2	208	OL
8	8	Green, Eathin	10	5-10	153	WR	56	56	McMahon, Shea	10	6-1	266	OL
9	9	Brown, Kyle	10	6-0	140	WR	57	57	Lally, Chris	11	5-7	195	DL
10	10	Pangallo, Andrew	12	6-0	160	WR	58	58	Sandhu, Jon	12	6-0	221	OL
11	11	Clemmer, Joe	11	5-9	186	RB	59	59	Age, Luke	12	5-10	210	OL
12	12	Hasty, Andrew	12	6-3	188	QB	60	60	Hillstrom, Andy	12	5-10	240	OL
13	13	Corsaro, Paul	10	6-1	165	QB	61	61	Wilson, Steve	11	6-3	202	DL
14	14	Elliott, Andy	10	6-0	172	QB	62	62	McMahon, Sean	11	6-0	202	OL
15	15	Bauman, Scot	11	5-8	130	QB	63	63	Pendley, Derek	12	6-0	255	DL
17	17	Bova, Malt	10	5-8	157	RB	64	64	Perkins, Mark	10	6-3	186	DL
18	18	Babb, Rory	11	5-11	172	RB	65	65	Curren, Sean	10	5-10	160	DL
20	20	Volpp, Blake	10	5-5	115	WR	66	66	Lowe, Alex	12	6-0	215	DL
21	21	Sergi, Tim	12	6-3	198	RB	67	67	Bogardus, Jake	10	5-11	213	DL
22	22	Perry, Bill	11	6-3	195	LB	68	68	Kuntz, Pat	12	6-4	251	DL
23	23	Merkel, Chris	11	5-11	191	RB	69	69	Haas, Dan	11	6-3	230	OL
24	24	Werner, Jason	12	6-5	203	DB	70	70	Kolisek, Jake	10	6-1	215	OL
25	25	Hollowell, Aaron	12	6-0	185	WR	71	71	Bolsega, Casey	12	6-2	265	OL
27	27	Elliott, Dan	10	5-8	154	RB	73	73	Roush, Will	11	6-5	285	OL
28	28	Heskett, Matt	12	5-10	149	DB	74	74	Noone, Andrew	12	6-0	287	OL
29	29	Gallamore, Paul	10	5-11	151	WR	75	75	DeMoss, Scott	10	6-1	196	OL
30	30	Cahill, Kirk	10	6-1	168	RB	76	76	Dildine, David	10	6-2	219	OL
31	31	Andrews, Phil	12	5-11	155	WR	77	77	Wilcox, Chris	12	6-0	329	DL
32	32	Ashworth, Nate	12	6-2	210	DL	78	78	Michalak, Anthony	10	6-2	210	OL
33	33	Delaney, Terrence	10	5-11	151	WR	79	79	Horn, Brian	10	5-8	210	OL
34	34	Lutgring, Scott	12	5-11	168	RB	80	80	Roberts, Brandon	11	6-4	214	DE
35	35	Gillenwater, Duane*	10	5-7	171	RB	81	81	Jenkins, Justin	12	6-5	215	DL
36	36	Merkel, Nick	11	6-0	207	LB	82	82	Osburn, Danny	10	5-11	155	WR
37	37	Shackelford, Tom	11	5-8	138	WR	83	83	Donnell, Taylor	12	6-5	223	TE
38	38	Witt, Logan	10	5-7	118	WR	84	84	Britner, Joe	10	6-6	193	TE
39	39	Denny, Kyle	11	5-8	145	WR	85	85	Elsener, Charlie	12	6-4	208	TE
40	40	Agresta, Jordan	11	5-10	158	DB	87	87	Neu, David	10	5-11	148	WR
41	41	Banich, Nick	11	6-0	164	RB	88	88	Barkocy, Andy	10	6-0	165	WR
42	42	Brandon, Eamonn	12	5-11	186	RB	89	89	O'Farrell, Andy	10	6-0	165	WR
43	43	Cardis, Chris	10	5-11	193	RB	90	90	Jacobs, Chris	10	5-11	157	LB
44	44	Durham, Chris	12	6-2	210	DE	91	91	Curren, Tim	12	6-0	178	PK
45	45	Danhauer, Kyle	10	6-0	192	LB	93	93	Vessely, Jonathan	10	5-10	156	WR
46	46	Putnam, Tyler	10	5-8	135	WR	96	96	Jarvis, John	10	5-10	145	WR
47	47	Eckhart, Matt	10	6-0	180	RB	99	99	Klaiber, Jordan	10	6-2	174	WR
48	48	Kidwell, Zac	12	5-11	215	RB							

Roncalli Rebels

Class 4A

Team Statistics

	Home	Opponents
Total Points / Points Per Game	371 / 26.5	153 / 10.9
First Downs / Per Game	174 / 12.4	119 / 8.5
Rushing Yards / Per Game	3,146 / 224.7	1,367 / 97.6
Passing Yards / Per Game	1,107 / 79.1	1,150 / 82.1
Total Yards / Per Game	4,253 / 303.8	2,517 / 179.8
Fumbles Recovered By	10	3
Intercepted By	24	5
Total Punts / Average	47 / 32.9	58 / 29.8
Penalties / Yards	65 / 599	52 / 392

Individual Statistics

Scoring	Games	TD	PAT / 1pt	PAT / 2pt	FG	TP	PPG
1. Scott Lutgring	14	25	0	0	0	150	10.7
2. Tim Sergi	4	4	0	0	0	24	6.0
3. Tim Curren	14	0	38	0	6	56	4.0
4. Taylor Donnell	14	5	0	0	0	30	2.1
5. Jason Werner	14	4	0	2	0	28	2.0

Rushing	Games	Att.	Yds.	TD	YPG
1. Scott Lutgring	14	277	1,790	23	127.9
2. Tim Sergi	4	71	311	4	77.8
3. Kirk Cahill	6	58	329	3	54.8
4. Chris Merkel	12	36	231	1	19.3

Passing	Games	Comp.	Att.	Int.	TD	Yds.	YPG
1. Andrew Hasty	14	47	96	5	10	1,064	76.0
2. Jason Werner	14	2	2	0	2	64	4.5

Receiving	Games	Rec.	Yds.	TD	YPG
1. Taylor Donnell	14	12	333	5	23.8
2. Jason Werner	14	10	240	1	17.1
3. Scott Lutgring	14	8	176	2	12.3
4. Zac Kidwell	14	7	87	1	6.2


Defense	Games	Tackles	For Loss	INT	FC	FR
1. Billy Cobb	14	127	13	0	0	2
2. Nick Merkel	14	112	18	0	0	0
3. Billy Perry	14	108	12	0	0	0
4. Patrick Kuntz	14	98	22	1	2	2
5. Chris Durham	14	93	13	0	1	1
6. Brad Stephenson	14	90	4	1	2	0
7. Jason Werner	14	77	3	13	0	0

State Finals History

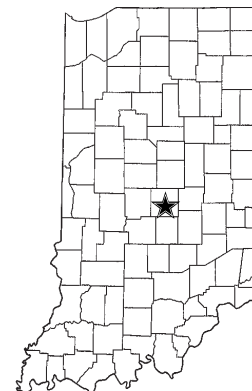
State Champion: 7 1985 (3A), 1988 (3A), 1993 (3A), 1994 (3A), 1999 (3A), 2002 (4A), 2003 (4A)

Runner-Up: 1983 (3A), 1989 (3A)

Appearances: 10 1983 (3A), 1985 (3A), 1988 (3A), 1989 (3A), 1993 (3A), 1994 (3A), 1999 (3A), 2002-2004 (4A)



Bruce Scifres
Head Coach



Team Facts

City/Town: Indianapolis

County: Marion

Superintendent: Mickey Lentz

Principal: Chuck Weisenbach

Athletic Director: Dave Toner

Asst. Athletic Director: Angie Toner

Head Coach: Bruce Scifres

Assistant Coaches: Chris Belch, Eddie Keller, Brian Lauck, Jerre McManama, Jr., Tim Puntarelli, Mike Sahn, Sean Schembra, Ray Shelburn, Chris Strykowski, Trevor Wilson

Student Managers: Kevin Trulock, Matt Waters, Marc Bauman

Colors: Red, Blue & White

Conference: Independent

Enrollment: 1,030 in four grades

Last Year's Tournament: Finished 12-3; defeated East Noble, 17-0, to win state championship

Season Results (12-2)

Date	Opponent	Score
8/20	at Center Grove	W 24-2
8/27	at Franklin Central	W 13-6
9/3	Indianapolis Bishop Chatard	W 10-7
9/10	at South Bend St. Joseph's	W 35-0
9/17	Indianapolis Sccecina	W 35-0
9/24	at Indianapolis Cathedral	L 20-17
10/1	at Whiteland	W 45-7
10/8	Mooreville	L 34-31ot
10/15	Brebeuf Jesuit	W 21-6

Sectional

10/22	Westfield	W 42-7
10/29	at McCutcheon	W 46-18
11/5	at Indianapolis Cathedral	W 17-16

Regional


11/12	at Mooreville	W 20-16
-------	---------------	---------

Semi-State

11/19	Columbus East	W 15-14
-------	---------------	---------

Fort Wayne Snider Panthers

Class 5A



Lt.	Dk.	Name	Grade	Ht.	Wt.	Pos.	Lt.	Dk.	Name	Grade	Ht.	Wt.	Pos.
1	1	Hill, Dominique	12	5-10	180	TB	56	56	Johnson, Cory	12	6-1	205	OLB
2	2	Hayden, Terrance	12	5-6	150	QB	57	57	Ramthun, Steve	12	5-10	200	ILB
3	3	White, Dominique	11	5-8	155	DB	58	58	Cochrane, Brian	12	5-10	185	OL
4	4	Lewis, MiQuale	11	5-7	180	TB	59	59	Goshert, Zachary	12	6-0	200	OL
5	5	Martin, L C J	11	5-8	180	TB	60	60	Evans, Jared	11	5-9	180	OL
6	6	Kunze, Jonathan	12	5-10	160	OLB	61	61	Gregory, Andrew	12	6-2	245	OL
7	7	Surry, Antinoice	12	5-10	165	WR	62	62	Fortney, Benjamin	11	5-11	185	OL
8	8	Gregory, Jakeem	11	5-8	175	DB	63	63	Fortney, Stephen	11	5-8	215	OL
9	9	Talley, Dameon	12	5-9	185	TB	64	64	Kumfer, Jonathan	11	6-0	225	OL
10	10	Grahovac, Terry	11	5-10	170	DE	65	65	Schatko, Nicholas	11	6-0	225	OL
11	11	Ludwig, David	11	5-11	165	QB	66	66	Hamilton, Riley	12	6-4	245	OL
12	12	Parrent, Joshua	11	5-9	170	QB	67	67	Le Duc, Joshua	12	6-2	250	OL
13	13	Billingsley, Bryan	12	5-10	188	FB	68	68	Doerflein, Jesse	11	5-9	200	DT
14	14	Wilkens, Eric	10	6-2	170	QB	71	71	Arnold, Travis	11	6-7	265	OL
15	15	Martin, Titus	10	5-10	187	ILB	72	72	Bowers, Tyler	9	6-0	205	OL
16	16	Lewis, Daniel	10	5-11	155	ILB	73	73	Vincil, David	11	6-5	270	OL
17	17	Washington, Cameron	10	5-8	140	OLB	74	74	Malone, Steven	10	5-4	185	OL
18	18	Gerken, Michael	12	5-9	160	OLB/ILB	75	75	McGown, Roy	12	5-11	260	DT
19	19	Pomfred, Jason	11	5-9	150	WR	76	76	Riley, Malcolm	9	6-0	220	DT
20	20	Bostic, Brent	9	5-5	145	TB	77	77	Applegate, Jordan	12	6-5	270	DT
21	21	Brooks, Cody	12	6-1	165	OLB	79	79	Purdy, John	11	6-6	295	OL
22	22	Stratton, Kyle	11	6-0	160	DB	80	80	Timmis, Jonathan	11	5-10	130	WR
23	23	Turner, Dante	12	5-10	160	DB	81	81	Young, M-Collin	11	6-4	185	WR
24	24	Kinnie, Timothy	12	5-8	180	OLB	82	82	Sykes, De-Andre	11	5-9	140	WR
25	25	Chambers, Artis	10	6-0	200	DB	83	83	McComas, Matthew	11	5-10	155	WR
27	27	Greene, Adam	11	6-1	215	ILB	84	84	Didier, Anthony	12	6-0	155	WR
29	29	Freeman, Christopher	12	5-11	160	OLB	85	85	Painter, Adam	10	6-4	150	WR
32	32	Tuttle, Jesse	11	6-0	168	FB	86	86	Harris, Jacob	12	6-0	165	WR
33	33	Bulmahn, Mark	11	5-9	190	DE	87	87	Snyder, Christopher	10	6-1	155	WR
34	34	Barber, Christopher	12	5-10	180	DE	88	88	Mould, Justin	12	5-8	150	WR
35	35	Mason, Tyler	10	5-8	185	LB/FB	89	89	Atherton, Shawn	12	6-5	230	TE
36	36	Davis, Troy	11	5-11	230	FB/DT	90	90	Hale, Grant	10	6-0	160	DE/TE
40	40	Wolfe, Dane	12	6-2	200	TE	91	91	Sholl, Kyle	10	6-4	185	TE
43	43	Dunn, John	12	6-2	195	DE	92	92	Rocholl, Jon	12	6-3	170	K/P
44	44	Munro, Nicholas	11	5-9	150	ILB	93	93	Clore, Daniel	12	6-0	160	WR
45	45	Painter, Alexander	11	6-2	200	DE	95	95	Minniear, Travis	11	6-2	185	TE
46	46	Pence, Joshua	11	5-8	155	OLB	96	96	Inglis, Kyle	9	6-1	160	K/P
50	50	Murphy, Aaron	10	5-10	175	OLB	99	99	Craven, Travis	12	6-4	239	DE/TE
51	51	Jarrell, Nicholas	12	5-10	180	ILB							
52	52	Ollis, Andrew	12	6-3	218	DE/OL							
53	53	Snyder, Matthew	12	5-11	170	OL							
54	54	Holmes, Jocquel	11	5-7	200	DT							
55	55	Campbell, William	12	5-10	195	ILB							

Fort Wayne Snider Panthers



Class 5A

Team Statistics

	Home	Opponents
Total Points / Points Per Game	785 / 56.1	97 / 6.9
First Downs / Per Game	180 / 12.8	131 / 9.3
Rushing Yards / Per Game	4,711 / 336.5	1,228 / 87.7
Passing Yards / Per Game	968 / 69.1	1,420 / 101.4
Total Yards / Per Game	5,679 / 405.6	2,648 / 189.1
Fumbles Recovered By	20	12
Intercepted By	19	5
Total Punts / Average	20 / 41.3	99 / NA
Penalties / Yards	116 / 944	56 / 470

Individual Statistics

Scoring	Games	TD	PAT / 1pt	PAT / 2pt	FG	TP	PPG
1. MiQuale Lewis	9	29	0	0	0	174	19.3
2. LCJ Martin	14	20	0	0	0	120	8.5
2. Jon Rocholl	14	0	88	0	8	112	8.0
4. Terrance Hayden	14	14	0	2	0	86	6.1
5. Dominique Hill	13	8	0	0	0	48	3.6
6. Dameon Talley	13	8	0	0	0	48	3.6

Rushing	Games	Att.	Yds.	TD	YPG
1. MiQuale Lewis	9	118	1,330	29	147.7
2. LCJ Martin	14	135	1,219	20	87.0
3. Terrance Hayden	14	95	1,063	14	75.9
4. Dameon Talley	13	45	442	8	34.0

Passing	Games	Comp.	Att.	Int.	TD	Yds.	YPG
1. Terrance	14	50	108	4	7	748	53.4
2. David Ludwig	12	7	18	1	2	159	13.2
3. Josh Parrent	9	2	5	0	0	35	3.8

Receiving	Games	Rec.	Yds.	TD	YPG
1. Antinoice Surry	14	12	198	2	14.1
2. Troy Davis	14	8	196	2	14.0
3. Jason Pomfred	14	10	138	2	9.8
4. Shawn Atherton	14	7	113	1	8.0


Defense	Games	Tackles	For Loss	INT	FC	FR
1. Travis Craven	14	54	29	1	5	1
2. Jordan Applegate	14	57	15	1	1	1
3. Troy Davis	14	50	10	0	0	1
4. Artis Chambers	14	42	0	8	0	0
5. Steve Ramthun	14	65	0	0	1	0
6. Adam Greene	12	54	0	0	1	2

State Finals History

State Champion: 1992 (5A)

Runner-Up: 1981 (3A), 1986 (5A), 2002 (5A)

Appearances: 1981 (3A), 1986 (5A), 1992 (5A), 2002 (5A), 2004 (5A)



Russ Isaacs
Head Coach



Team Facts

City/Town: Fort Wayne

County: Allen

Superintendent: Dr. Wendy Robinson

Principal: Stephen P. Simmons

Athletic Director: Michael W. Hawley

Asst. Athletic Director: James Wagner

Head Coach: Russ Isaacs, Jr.

Assistant Coaches: Russ Bush, Bob

Bergeron, Quentin Bowen, Demetrice

Burton, Terry Burton, Willie Burton, Clark

Chambers, Lance Cline, Mike Danley, Greg

Daugherty, Doug Dinan, Craig Fails, John

Houser, Andrew Miller, Jim Neddeff, Rocky

Rocholl, Kurt Tippmann, Dave Welklin, Ron

Wilson, Gail Vogt

Student Managers: Alex Burton, Morgan

Fischer, Lauren Houser, Emily Kirk, Steve

Parks, Nickol Rasmussen, Kelly Slusher,

Casey Sowers

Colors: Black & Gold

Conference: Summit Athletic

Enrollment: 2,015 in four grades

Last Year's Tournament: Finished 12-2;

lost at eventual state runner-up Penn, 62-27, in semi-state championship game

Season Results (14-0)

Date	Opponent	Score
8/20	Harding	W 65-7
8/27	Fort Wayne Bishop Luers	W 51-0
9/4	at Fort Wayne Northrop	W 72-0
9/10	at Lafayette Jefferson	W 55-14
9/17	at Fort Wayne South Side	W 28-0
9/24	at Fort Wayne North Side	W 66-0
10/1	Fort Wayne Concordia	W 56-7
10/8	at Fort Wayne Bishop Dwenger	W 66-10
10/15	Fort Wayne Wayne	W 74-6

Sectional

10/22	at Carroll (Fort Wayne)	W 51-0
10/29	Huntington North	W 63-3
11/5	Homestead	W 49-21

Regional

11/12	at Carmel	W 40-22
-------	-----------	---------

Semi-State

11/19	Penn	W 49-7
-------	------	--------

Warren Central Warriors

Class 5A



Lt. Dk.Name	Grade	Ht.	Wt.	Pos.	Lt. Dk.Name	Grade	Ht.	Wt.	Pos.	Lt. Dk.Name	Grade	Ht.	Wt.	Pos.
1 1 Vaden, Anthony	11	5-10	162	CB	44 44 Cobb, Willie	12	5-9	212	DT	95 95 Hill, Nate	10	5-9	175	DE
2 2 Robinson, Adrien	10	6-4	209	WR	45 45 Parker, Steve	12	5-9	182	LB	96 96 Golder, Dante	12	5-9	183	DE
3 3 Bailey, Josh	12	6-2	202	SB	46 46 Pipkin, Devin	10	5-8	145	CB	98 98 Relford, Cameron	11	5-11	170	CB
4 4 Evans, Darren	10	6-1	197	FB	47 47 Alvies, Josh	12	5-11	155	CB	Berry, Grant	10	5-6	135	CB
5 5 Taylor, Dexter	11	5-10	163	WB	48 48 Knott, Charles	12	5-10	211	DE	Dodson, Phillip	10	6-0	260	C
6 6 Hutcherson, Will	11	5-8	141	QB	49 49 Brewer, Stephen	10	6-1	215	DE	Dyer, Josh	9	6-0	180	LB
7 7 Upshaw, Matt	10	5-9	147	QB	50 50 Lindley, Zach	10	6-1	187	OT	Edison, Chris	11	5-11	165	LB
8 8 Allen, Cameron	9	6-0	180	QB	51 51 Thompson, Mychal	11	5-10	241	DT	George, Nick	10	5-10	190	LB
9 9 Finch, Jerimy	10	6-2	191	FS	52 52 Price, Damon	11	5-11	225	C	Gray, Oliver	11	5-11	125	CB
10 10 Stewart, Jason	12	6-0	175	CB	53 53 Smith, Matt	11	6-1	197	OT	Harvey, Arthur	10	5-11	165	LB
11 11 Ellington, Brad	10	5-11	164	SB	54 54 Edmond, Whaman	12	6-1	183	OLB	Howard, Brandon	10	5-8	155	OLB
13 13 Allen-Michael Bills	11	5-11	158	WR	55 55 Pryor, Charles	10	5-11	165	OLB	Johnson, Tony	10	5-9	156	FS
14 14 Magdalinos, Maki	11	6-0	180	K	56 56 Beeler, Brian	11	6-1	294	OG	Jordan, Terrell	10	5-5	140	CB
15 15 Sparks, Aaron	11	5-11	168	K	57 57 Onyebuagu, Jason	11	6-1	293	OG	King, Anthony	11	5-11	155	WR
16 16 Jones, Karl	11	5-10	153	FS	58 58 Wilson, Dejuan	12	5-10	211	LB	Leavell, Brandon	11	5-11	170	WR
17 17 Adkins, Chris	10	5-10	150	SB	59 59 Rawn, Kyle	10	6-0	200	OT	Manual, Clyde	10	6-2	181	DE
18 18 Haslon, Trey	10	5-9	156	FS	61 61 Stone, Bryce	10	6-0	241	OG	Mcgraw, Tyree	11	5-10	150	OLB
19 19 Wright, Semiaji	10	5-8	142	CB	63 63 Lawrence, John	11	5-9	246	DT	Pack, Josh	10	5-11	175	C
20 20 Morton, Rodney	10	5-11	175	CB	65 65 Roberts, Josh	12	5-11	206	OT	Russell, James	12	5-10	170	CB
21 21 Hodges, Joey	11	5-11	167	OLB	66 66 Clarkson, Taylor	9	6-2	232	OL	Scott, Michael	11	5-7	133	SB
22 22 Thrash, Brian	10	5-8	151	SB	66 66 Mclaurin, Jacob	11	6-4	294	OG	Staples, Monroe	11	6-0	160	OLB
23 23 Jordan, Reggie	11	5-6	160	FB	67 67 Livesay, Donnie	10	5-11	180	DE	Stewart, Jerome	10	5-10	215	OT
24 24 Hatchett, Andre	11	5-11	192	LB	69 69 Hubbard, Ezekiel	11	6-4	301	C	Walker, Robert	12	5-11	155	WR
25 25 Moss, Sedale	11	5-9	156	SB	70 70 Sherwood, Anthony	11	6-0	180	DE	Ware, Kenneth	10	5-6	184	FB
26 26 Davidson, Edward	11	5-11	155	DB	73 73 Jones, Ryan	12	5-11	290	OG	Williams, Michael	10	6-0	170	DE
27 27 Washington, Paul	12	6-1	191	OLB	74 74 Ball, Derrick	12	6-2	308	OT					
28 28 Galbraith, Tommy	10	5-6	132	LB	75 75 Jones, Keith	11	6-2	307	DT					
29 29 Arnold, Jamie	10	5-8	194	LB	76 76 Brown, Devin	12	6-2	267	OT					
30 30 Purvis, Brad	12	5-9	191	FB	77 77 Webster, Daniel	11	5-10	230	DT					
31 31 Norris, Sam	12	5-11	185	OLB	78 78 Richardson, Thomas	10	6-0	266	OG					
31 31 Northrup, Jared	12	5-11	170	SB	80 80 Cho, David	10	5-5	128	WR					
32 32 Humphrey, Kevin	10	5-7	191	FB	81 81 Durrett, Nico	10	5-7	141	RB					
33 33 Hardwick, Jeremy	11	6-1	182	FS	82 82 Sharpe, Tristan	12	6-2	177	WR					
34 34 Fitzgerald, Josh	11	5-11	150	OLB	83 83 Adams, Josh	10	5-8	155	WR					
35 35 Smith, Dexter	10	5-11	172	OLB	85 85 Lusby, Addison	11	6-0	175	WR					
36 36 Hill, Reggie	12	5-9	164	CB	86 86 SPARKS, Laquan	10	6-1	161	OLB					
37 37 Carroll, Marcus	10	5-10	181	OLB	87 87 Mann, Phillip	12	6-0	168	WR					
38 38 Sanders, Derron	11	5-19	188	LB	88 88 Ramirez, Stephen	11	5-11	162	WR					
39 39 Montgomery, Chris	11	5-7	159	SB	89 89 Smith, Desmond	10	5-8	152	WR					
40 40 Hampton, Jewell	9	5-7	164	RB	91 91 Boyd, Jeffrey	10	6-3	240	DT					
41 41 Terry, Leandre	12	5-11	160	WR	92 92 Benberry, Julian	12	5-9	154	CB					
42 42 Davis, Jonathen	12	5-7	191	LB	93 93 Mitchell, Greg	11	6-4	205	DE					
43 43 Curry, Antoine	11	5-10	162	CB	94 94 Clark, Keith	10	5-11	177	DE					

Warren Central Warriors

Class 5A

Team Statistics

	Home	Opponents
Total Points / Points Per Game	562 / 40.2	257 / 18.3
First Downs / Per Game	209 / 15	183 / 13
Rushing Yards / Per Game	5,498 / 392.7	2,151 / 153.7
Passing Yards / Per Game	533 / 38	1,478 / 105.6
Total Yards / Per Game	6,031 / 430.8	3,629 / 259.2
Fumbles Recovered By	17	18
Intercepted By	16	2
Total Punts / Average	27 / 35.2	59 / 32.8
Penalties / Yards	87 / 673	70 / 470

Individual Statistics

Scoring	Games	TD	PAT / 1pt	PAT / 2pt	FG	TP	PPG
1. Darren Evans	14	26	0	0	0	156	11.1
2. Dexter Taylor	13	19	0	2	0	118	9.0
3. Josh Bailey	14	8	0	1	0	66	4.7
4. Aaron Sparks	13	0	41	0	2	45	3.5

Rushing	Games	Att.	Yds.	TD	YPG
1. Darren Evans	14	276	2,082	26	148.7
2. Dexter Taylor	13	160	1,131	19	87.0
3. Josh Bailey	14	86	779	8	55.6
4. Brad Ellington	14	40	449	4	32.0
5. Sedale Moss	13	36	403	3	31.0


Passing	Games	Comp.	Att.	Int.	TD	Yds.	YPG
1. Dexter Taylor	13	20	51	2	5	377	29.0
2. Matt Upshaw	9	10	18	0	2	81	9.0

Receiving	Games	Rec.	Yds.	TD	YPG
1. Josh Bailey	14	9	199	4	14.2
2. Brad Ellington	14	10	131	2	9.4
3. Allan-Micheal Bills	14	4	32	0	8.0

Defense	Games	Tackles	For Loss	INT	FC	FR
1. Andre Hatchett	12	133	10	1	1	2
2. Paul Washington	14	91	11	3	1	5
3. Jerimy Finch	12	90	2	6	1	1
4. Willie Cobb	14	74	18	0	2	2
5. Joey Hodges	12	59	3	0	0	0
6. Charles Knott	14	54	5	0	2	1

State Finals History

State Champion: 1984 (4A), 1985 (5A), 2003 (5A)
Appearances: 1984 (4A), 1985 (5A), 2003 (5A), 2004 (5A)



Kevin Wright
Head Coach



Team Facts

City/Town: Indianapolis
County: Marion
Superintendent: Dr. Peggy Hinckley
Principal: Tony Burchett
Athletic Director: Doug Seagrave
Asst. Athletic Director: Barb Guhl
Head Coach: Kevin Wright
Assistant Coaches: David Burton, Emil Okiyer, Fred Rohlman, J.R. Derosett, Jeff Massey, Jeremy Ely, Jeremy Neibert, John Crum, Marques Clayton, Steve Tutsie, Tony Henderson, Kevin King, Kyle Enright, Larry Willen, Henry Jordan, Jon Boser, Bennell Small, Steve Kimbrough, Mike Radford, Will Bumphus, Ron Clark, Denny Dilts
Student Managers: Erica Campbell, Kellie Griner, Tess Agnelneri, Lindsey Nunn, Sarah Wyn, Tasha Davis, Kory Smith, Micheal Crooke, Seth Painter, Micheal Stutz
Colors: Black and Gold
Conference: Metropolitan Interscholastic
Enrollment: 3,400 in four grades
Last Year's Tournament: Finished 13-2; defeated Penn, 57-7, to win state championship

Season Results (13-1)

Date	Opponent	Score
8/20	Perry Meridian	W 53-0
8/27	Indianapolis Cathedral	W 35-17
9/3	Ben Davis	W 31-28
9/10	at Terre Haute North	W 42-14
9/17	Terre Haute South	W 51-24
9/24	Carmel	W 42-14
10/1	at Center Grove	L 50-49
10/8	North Central (Indpls.)	W 35-34
10/15	at Lawrence North	W 29-17
Sectional		
10/22	North Central (Indpls.)	W 25-10
10/29	Lawrence North	W 43-20
11/5	at Lawrence Central	W 46-14
Regional		
11/12	Ben Davis	W 27-26
Semi-State		
11/19	at Columbus North	W 54-17

IHSAA State Champions

03WarrenCentral.jpg

2003-04 IHSAA Class 5A Football State Champion
Warren Central HS

03Roncalli.jpg

2003-04 IHSAA Class 4A Football State Champion
Roncalli HS

03Chatard.jpg

2003-04 IHSAA Class 3A Football State Champion
Indianapolis Bishop Chatard HS

03TriWestHendricks.jpg

2003-04 IHSAA Class 2A Football State Champion
Tri-West Hendricks HS

03Ritter.jpg

2003-04 IHSAA Class A Football State Champion
Indianapolis Cardinal Ritter HS

Last Year's Scoreboard

Class 5A		Class 2A	
Warren Central	57	Tri-West Hendricks	41
Penn	7	Harding	36
Class 4A		Class A	
East Noble	0	Indpls. Cardinal Ritter	28
Roncalli	17	Seeger	0
Class 3A			
NorthWood	0		
Indpls. Bishop Chatard	49		

Phil N. Eskew Mental Attitude Award

Eskew.jpg

Phil N. Eskew

At the conclusion of each state championship game, the IHSAA Executive Committee will present the Phil N. Eskew Mental Attitude Award to an outstanding senior participant in the football state tournament.

The recipients of this award, who were nominated by their principal and coach, must excel in mental attitude, scholarship, leadership and athletic ability.

The award is named in honor of Mr. Eskew, who served as the Indiana High School Athletic Association's third commissioner from 1962 to 1976. Under his leadership, the IHSAA football state tournament was initiated in 1973.

Farm Bureau Insurance, the IHSAA corporate partner, will present a \$1,000 scholarship to the school in the name of the recipient.

03Iams.jpg

2003-04 5A Recipient
Wade Iams
Penn HS

03Wedding.jpg

2003-04 4A Recipient
Jeff Wedding
East Noble HS

03Sabo.jpg

2003-04 3A Recipient
Josh Sabo
NorthWood HS

03Siple.jpg

2003-04 2A Recipient
T.J. Siple
Tri-West Hendricks HS

03Marshall.jpg

2003-04 A Recipient
Thomas Marshall
Seeger HS

Class 5A Recipients

Year	Name	School
1985-86	Jeff George	Warren Central
1986-87	Brock Rohrbacher	Fort Wayne Snider
1987-88	Mike Stuckert	Highland
1988-89	Brian Murphy	Ben Davis
1989-90	Eric Kline	Penn
1990-91	Kasey Clevenger	Marion
1991-92	Chris Ings	Ben Davis
1992-93	Chris Rickenbach	Ben Davis
1993-94	Eli Stoddard	Bloomington South
1994-95	Vince Lidy	Castle
1995-96	Matt Geesman	Penn
1996-97	Scott Becker	Penn
1997-98	Brad Monhaut	Penn
1998-99	Manley Glick	Homestead
1999-00	Jeremy Chandler	Ben Davis
2000-01	Justin Smith	Penn
2001-02	Matt Handlon	Valparaiso
2002-03	Marcus Heminger	Fort Wayne Snider
2003-04	Wade Iams	Penn

Class 4A Recipients

Year	Name	School
1983-84	Mark Plencner	Penn
1984-85	Antonino Maggio	Hobart
1985-86	Patrick McEuen	Hobart
1986-87	Tom Reasoner	Franklin Central
1987-88	Mike Golarz	Hobart
1988-89	Rick Mirer	Goshen
1989-90	Tim Back	Franklin Central
1990-91	LaRon Moore	Franklin Central
1991-92	Frank Maggio	Hobart
1992-93	Chad Welch	Harrison (West Lafayette)
1993-94	Kevin Hammonds	Hobart
1994-95	Brad Weber	DeKalb
1995-96	Wes Gillman	Franklin County
1996-97	Durriell Brown	Indianapolis Cathedral
1997-98	Adam Clements	Hamilton Southeastern
1998-99	Russ Mann	Concord
1999-00	Matt Hasbrook	Indianapolis Cathedral
2000-01	Cory Partlow	Plainfield
2001-02	Alex Hensley	Jasper
2002-03	Tyler Warner	Roncalli
2003-04	Jeff Wedding	East Noble

Class 3A Recipients

Year	Name	School
1973-74	Dave Zapp	Indianapolis Cathedral
1974-75	Scot Shaw	Mishawaka

Year	Name	School
1975-76	Tom Smith	
1976-77	Randall Shuman	
1977-78	Bob Stephenson	
1978-79	David Broecker	
1979-80	Blair Kiel	
1980-81	Scott Freckelton	
1981-82	Mark Sarno	
1982-83	Patrick Lockyear	
1983-84	Pat Spencer	
1984-85	Steve Gordon	
1985-86	Brad Traviola	
1986-87	Phil Wilson	
1987-88	Rob Schein	
1988-89	Jeff Beck	
1989-90	Stan Lawrie	
1990-91	Brian Baker	
1991-92	Marcus Thorne	
1992-93	Jeremy Vankley	
1993-94	Ryan Hartman	
1994-95	Brian Winkleman	
1995-96	Greg Schnarr	
1996-97	Wesley Kendall	
1997-98	Robert Finn	
1998-99	Brad Greenlee	
1999-00	Nicholas Worden	
2000-01	Adam Kress	
2001-02	Casey Nowinski	
2002-03	Michael Dury	
2003-04	Josh Sabo	

Year	Name	School
1975-76	Tom Smith	
1976-77	Randall Shuman	
1977-78	Bob Stephenson	
1978-79	David Broecker	
1979-80	Blair Kiel	
1980-81	Scott Freckelton	
1981-82	Mark Sarno	
1982-83	Patrick Lockyear	
1983-84	Pat Spencer	
1984-85	Steve Gordon	
1985-86	Brad Traviola	
1986-87	Phil Wilson	
1987-88	Rob Schein	
1988-89	Jeff Beck	
1989-90	Stan Lawrie	
1990-91	Brian Baker	
1991-92	Marcus Thorne	
1992-93	Jeremy Vankley	
1993-94	Ryan Hartman	
1994-95	Brian Winkleman	
1995-96	Greg Schnarr	
1996-97	Wesley Kendall	
1997-98	Robert Finn	
1998-99	Brad Greenlee	
1999-00	Nicholas Worden	
2000-01	Adam Kress	
2001-02	Casey Nowinski	
2002-03	Michael Dury	
2003-04	Josh Sabo	

Class 2A Recipients

Year	Name	School
1973-74	Leroy Robbins	Blackford
1974-75	Richard Goings	Boonville
1975-76	David O'Connor	Mishawaka Marian
1976-77	Kevin Altman	Jasper
1977-78	Pete Buchanan	Plymouth
1978-79	Tom Bailey	Goshen
1979-80	Kent Shelby	Noblesville
1980-81	Kevin Mullet	NorthWood
1981-82	Kent Yoder	Goshen
1982-83	Burt Austin	Franklin Central
1983-84	Mike Hackman	Indianapolis Bishop Chatard
1984-85	Michael Funk	West Lafayette
1985-86	Cal Miller	Fort Wayne Bishop Luers
1986-87	Gene Smith	Tell City
1987-88	Tim Walker	Rochester
1988-89	David McClain	Western Boone
1989-90	Rori Chaney	Tri-West Hendricks
1990-91	Anthony Alfano	River Forest

Year	Name	School
1991-92	Toby Jacobs	Indianapolis Seccina
1992-93	Jeff Goeglein	Fort Wayne Bishop Luers
1993-94	Daniel Provonsha	West Lafayette
1994-95	Jim Schroeder	Evansville Mater Dei
1995-96	Jason Guinn	North Montgomery
1996-97	Tim Flagg	North Montgomery
1997-98	Matt Lewinski	Jimtown
1998-99	Craig Hisey	Jimtown
1999-00	Jeremiah Lane	Danville
2000-01	Dominic Faraone	Evansville Mater Dei
2001-02	Kyle Lindsay	Fort Wayne Bishop Luers
2002-03	Brett Bueltel	Southridge
2003-04	T.J. Siple	Tri-West Hendricks

Year	Name	School
1991-92	Toby Jacobs	Indianapolis Seccina
1992-93	Jeff Goeglein	Fort Wayne Bishop Luers
1993-94	Daniel Provonsha	West Lafayette
1994-95	Jim Schroeder	Evansville Mater Dei
1995-96	Jason Guinn	North Montgomery
1996-97	Tim Flagg	North Montgomery
1997-98	Matt Lewinski	Jimtown
1998-99	Craig Hisey	Jimtown
1999-00	Jeremiah Lane	Danville
2000-01	Dominic Faraone	Evansville Mater Dei
2001-02	Kyle Lindsay	Fort Wayne Bishop Luers
2002-03	Brett Bueltel	Southridge
2003-04	T.J. Siple	Tri-West Hendricks

Class A Recipients

Year	Name	School
1973-74	John Davis	Mishawaka Marian
1974-75	Paul Russell	Garrett
1975-76	Kevin Keller	Wes-Del
1976-77	Thomas Weber	Lafayette Central Catholic
1977-78	Ray Rockhill	Tippecanoe Valley
1978-79	Brian Way	Lawrenceburg
1979-80	Mark Shireman	Tippecanoe Valley
1980-81	Jeff Greer	Sheridan
1981-82	Jeffrey Berning	Woodlan
1982-83	Joel Marlin	Oak Hill
1983-84	Brian Nehrig	Fountain Central
1984-85	Derry Zachery	Sheridan
1985-86	Cary Starnal	Jimtown
1986-87	Matt Vessely	North Judson
1987-88	Jeff Durham	Sheridan
1988-89	Brad Shields	Sheridan
1989-90	Joe Clark	Springs Valley
1990-91	Shawn Blaich	South Decatur
1991-92	Mark Franco	Indianapolis Ritter
1992-93	Shelly Zachery	Sheridan
1993-94	Matthew Roland	North Miami
1994-95	Doug Morris	North White
1995-96	James Hanlin	Tri-West Hendricks
1996-97	Michael Lowe	Carroll (Flora)
1997-98	Tayt Odom	Pioneer
1998-99	Travis Delph	Sheridan
1999-00	Zachary Wagner	Perry Central
2000-01	Josh Smith	Attica
2001-02	Peter Wagner	Southern Wells
2002-03	Kole Ames	South Putnam
2003-04	Thomas Marshall	Seeger

IHSAA Radio Network Ad
On This Page

State Championship Game Scores

Class 5A

Year	Final Score	Winning Coach	Record	Location
1985-86	Warren Central 41, Valparaiso 7	Jerry Stauffer	14-0	Hoosier Dome
1986-87	Carmel 20, Fort Wayne Snider 17 (OT)	Jim Belden	14-0	Hoosier Dome
1987-88	Ben Davis 14, Highland 7	Dick Dullaghan	12-2	Hoosier Dome
1988-89	Ben Davis 43, Marion 0	Dick Dullaghan	14-0	Hoosier Dome
1989-90	Carmel 10, Penn 7	Jim Belden	13-1	Hoosier Dome
1990-91	Ben Davis 37, Marion 3	Dick Dullaghan	13-1	Hoosier Dome
1991-92	Ben Davis 38, Penn 14	Dick Dullaghan	14-0	Hoosier Dome
1992-93	Fort Wayne Snider 24, Ben Davis 21	Russ Isaacs	14-0	Hoosier Dome
1993-94	Bloomington South 33, Lake Central 27	Mo Moriarity	14-0	Hoosier Dome
1994-95	Castle 30, Portage 12	John Lidy	12-2	RCA Dome
1995-96	Penn 35, Evansville North 13	Chris Geesman	14-0	RCA Dome
1996-97	Penn 17, Ben Davis 14	Chris Geesman	13-1	RCA Dome
1997-98	Penn 21, Bloomington South 20	Chris Geesman	14-1	RCA Dome
1998-99	Bloomington South 35, Homestead 14	Mo Moriarity	14-0	RCA Dome
1999-00	Ben Davis 27, Penn 3	Dick Dullaghan	15-0	RCA Dome
2000-01	Penn 21, Center Grove 0	Chris Geesman	14-1	RCA Dome
2001-02	Ben Davis 35, Valparaiso 16	Dick Dullaghan	15-0	RCA Dome
2002-03	Ben Davis 31, Fort Wayne Snider 7	Dick Dullaghan	12-3	RCA Dome
2003-04	Warren Central 57, Penn 7	Kevin Wright	13-2	RCA Dome

Class 4A

Year	Final Score	Winning Coach	Record	Location
1983-84	Penn 25, Indianapolis Washington 14	Chris Geesman	14-0	North Central HS
1984-85	Warren Central 28, Hobart 8	Jerry Stauffer	14-0	Hoosier Dome
1985-86	Brownburg 23, Hobart 17	Mike Godan	14-0	Hoosier Dome
1986-87	DeKalb 28, Franklin Central 7	Dale Hummer	13-1	Hoosier Dome
1987-88	Hobart 31, Jasper 0	Don Howell	14-0	Hoosier Dome
1988-89	Goshen 24, Franklin Central 10	Randy Robertson	14-0	Hoosier Dome
1989-90	Hobart 17, Franklin Central 7	Don Howell	13-1	Hoosier Dome
1990-91	Franklin Central 34, Hobart 14	Chuck Stephens	14-0	Hoosier Dome
1991-92	Hobart 20, Seymour 0	Don Howell	13-1	Hoosier Dome
1992-93	Harrison (W.L.) 21, Fort Wayne Wayne 3	A.J. Rickard	13-1	Hoosier Dome
1993-94	Hobart 31, East Central 18	Don Howell	13-1	Hoosier Dome
1994-95	East Central 35, DeKalb 0	Rod Ballart	14-0	RCA Dome
1995-96	Fort Wayne Wayne 28, Franklin County 8	Mark Newlin	12-2	RCA Dome
1996-97	Indpls. Cathedral 27, Hobart 7	Rick Streiff	14-0	RCA Dome
1997-98	Griffith 49, Hamilton Southeastern 7	Russ Radtke	14-1	RCA Dome
1998-99	Indpls. Cathedral 38, Concord 7	Rick Streiff	13-2	RCA Dome
1999-00	Indpls. Cathedral 24, Goshen 21	Rick Streiff	13-2	RCA Dome
2000-01	East Noble 28, Plainfield 7	Tim Able	14-1	RCA Dome
2001-02	Jasper 35, Delta 20	Jerry Brewer	13-1	RCA Dome
2002-03	Roncalli 24, Fort Wayne Bishop Dwenger 21	Bruce Scifres	10-4	RCA Dome
2003-04	Roncalli 17, East Noble 0	Bruce Scifres	12-3	RCA Dome

Class 3A

Year	Final Score	Winning Coach	Record	Location
1973-74	S.B. Washington 19, Indpls. Cathedral 13	Bob Van Camp	12-0	S.B. Washington
1974-75	Indpls. Washington 19, Mishawaka 12	Bob Springer	12-0	Indpls. Washington
1975-76	Valparaiso 14, Carmel 13	Tom Stokes	12-0	Valparaiso
1976-77	Merrillville 28, Indpls. Cathedral 24	Ken Haupt	11-1	Indpls. Cathedral
1977-78	Portage 33, Evansville Reitz 14	Les Klein	12-1	North Central
1978-79	Carmel 35, Fort Wayne Dwenger 18	Dick Dullaghan	13-0	North Central
1979-80	Columbus East 21, Hobart 14	John Stafford	13-0	North Central
1980-81	Carmel 13, Hobart 7	Jim Belden	13-0	North Central
1981-82	Carmel 27, Fort Wayne Snider 0	Jim Belden	14-0	North Central
1982-83	Castle 26, Hobart 23	John Lidy	14-0	North Central
1983-84	FW Bishop Dwenger 22, Roncalli 21	Andy Johns	14-0	Warren Central
1984-85	Brownburg 17, Concord 12	Mike Godan	14-0	Hoosier Dome
1985-86	Roncalli 37, Wawasee 3	Bill Kuntz	13-1	Hoosier Dome
1986-87	Indpls. Cathedral 12, NorthWood 0	Mike McGinley	12-2	Hoosier Dome
1987-88	Zionsville 23, Elwood 7	Rick Wimmer	14-0	Hoosier Dome
1988-89	Roncalli 14, Tipton 13	Bill Sylvester	12-2	Hoosier Dome
1989-90	Hammond Bishop Noll 20, Roncalli 14	Jerry Vlasic	13-1	Hoosier Dome
1990-91	FW Bishop Dwenger 56, New Palestine 14	Andy Johns	14-0	Hoosier Dome
1991-92	FW Bishop Dwenger 34, Indpls. Cathedral 27	Andy Johns	13-1	Hoosier Dome
1992-93	Indpls. Cathedral 33, Northwestern 14	Rick Streiff	12-2	Hoosier Dome
1993-94	Roncalli 14, NorthWood 12	Bruce Scifres	14-0	Hoosier Dome
1994-95	Roncalli 35, Tipton 14	Bruce Scifres	12-2	RCA Dome
1995-96	South Bend St. Joseph's 28, Jasper 0	Frank Amato	14-0	RCA Dome
1996-97	Zionsville 14, FW Bishop Dwenger 7	Larry McWhorter	14-0	RCA Dome
1997-98	Indpls. Bishop Chatard 27, Andean 24	Craig Barr	14-1	RCA Dome
1998-99	Indpls. Bishop Chatard 23, NorthWood 6	Craig Barr	13-2	RCA Dome
1999-00	Roncalli 24, Norwell 14	Bruce Scifres	15-0	RCA Dome
2000-01	Heritage Hills 27, Zionsville 24 (OT)	Bob Clayton	15-0	RCA Dome
2001-02	Indpls. Bishop Chatard 3, Andean 0	Tom Dilley	11-4	RCA Dome
2002-03	Indpls. Bishop Chatard 31, Andean 12	Tom Dilley	15-0	RCA Dome
2003-04	Indpls. Bishop Chatard 49, NorthWood 0	Vince Lorenzano	14-1	RCA Dome

Class 2A

Year	Final Score	Winning Coach	Record	Location
1973-74	Greenfield-Central 21, Blackford 12	Clayton Myers	12-0	Greenfield-Central
1974-75	Blackford 28, Boonville 14	Eldon Leeth	12-0	Blackford
1975-76	Mishawaka Marian 34, Greenfield-Central 0	Mike Hecklinski	11-0	Greenfield-Central
1976-77	Mishawaka Marian 34, Jasper 7	Mike Hecklinski	12-0	Mishawaka Marian
1977-78	Plymouth 21, Jasper 14 (2 OT)	Bill Nixon	13-0	Warren Central
1978-79	Goshen 9, Brownsburg 0	Ken Mirer	12-1	Warren Central
1979-80	Blackford 24, Noblesville 22	Charles Lori	13-0	Warren Central
1980-81	Franklin Central 19, NorthWood 13	Chuck Stephens	13-0	Warren Central
1981-82	Franklin Central 34, Goshen 20	Chuck Stephens	12-1	Warren Central
1982-83	Franklin Central 40, McCutcheon 13	Chuck Stephens	12-2	Warren Central
1983-84	Indpls. Bishop Chatard 20, FW Bishop Luers 16	Chuck Schwaneckamp	14-0	Lawrence Central
1984-85	Indpls. Bishop Chatard 35, West Lafayette 7	Chuck Schwaneckamp	13-1	Hoosier Dome
1985-86	FW Bishop Luers 25, Lawrenceburg 7	Steve Keefer	11-3	Hoosier Dome
1986-87	Whitko 26, Tell City 0	Bryan Sprunger	14-0	Hoosier Dome
1987-88	Rochester 23, Indpls. Ritter 20	Mark Miller	12-2	Hoosier Dome
1988-89	Western Boone 14, South Spencer 7	Jeff Pearson	13-1	Hoosier Dome
1989-90	FW Bishop Luers 24, Tri-West Hendricks 22	Matt Lindsay	12-2	Hoosier Dome
1990-91	Indpls. Scecina 28, River Forest 27	Ott Hurtle	9-5	Hoosier Dome
1991-92	Indpls. Scecina 20, FW Bishop Luers 17	Ott Hurtle	11-3	Hoosier Dome
1992-93	FW Bishop Luers 17, Westfield 0	Matt Lindsay	13-1	Hoosier Dome
1993-94	West Lafayette 22, Providence 7	Ernie Beck	14-0	Hoosier Dome
1994-95	Bremen 38, Evansville Mater Dei 10	Martin Huber	12-2	RCA Dome
1995-96	North Montgomery 20, Bremen 17	Charley German	13-1	RCA Dome
1996-97	North Montgomery 37, FW Bishop Luers 34	Charley German	13-1	RCA Dome
1997-98	Jimtown 63, Clarksville 0	Bill Sharpe	15-0	RCA Dome
1998-99	Jimtown 28, Western Boone 0	Bill Sharpe	15-0	RCA Dome
1999-00	FW Bishop Luers 38, Danville 6	Matt Lindsay	13-2	RCA Dome
2000-01	Evansville Mater Dei 56, FW Bishop Luers 10	Mike Goebel	15-0	RCA Dome
2001-02	FW Bishop Luers 57, Evansville Mater Dei 29	Matt Lindsay	14-0	RCA Dome
2002-03	FW Bishop Luers 36, Southridge 30	Matt Lindsay	12-3	RCA Dome
2003-04	Tri-West Hendricks 41, Harding 36	Mark Haste	14-1	RCA Dome

Class A

Year	Final Score	Winning Coach	Record	Location
1973-74	Mishawaka Marian 21, Providence 14	Mike Hecklinski	10-2	Providence
1974-75	Garrett 20, North Knox 6	David Wiant	11-0	Garrett
1975-76	Lawrenceburg 28, Wes-Del 14	Dick Meador	11-1	Lawrenceburg
1976-77	Lafayette Central Catholic 8, Lawrenceburg 6	Paul LaRocca	11-2	Laf. Central Catholic
1977-78	Indpls. Cardinal Ritter 15, Tippecanoe Valley 6	Duffy Hagist	11-1	Lawrence Central
1978-79	Lawrenceburg 34, Fountain Central 6	Dick Meador	13-0	Lawrence Central
1979-80	Tippecanoe Valley 44, Hamilton Southeastern 14	Charles Smith	13-0	Lawrence Central
1980-81	Sheridan 27, North Judson 0	Larry Wright	13-0	Lawrence Central
1981-82	Hamilton Southeastern 7, Woodlan 6	Dave Enright	11-0	Lawrence Central
1982-83	Oak Hill 14, Southridge 7	Terry Lichtenberg	13-1	Lawrence Central
1983-84	Fountain Central 12, Churubusco 3	Rick Malone	13-1	Lawrence North
1984-85	Sheridan 19, North Judson 10	Larry Wright	14-0	Hoosier Dome
1985-86	Eastern Hancock 20, Jimtown 7	Bob Copeland	13-1	Hoosier Dome
1986-87	South Putnam 29, North Judson 21	Mark Wildman	11-3	Hoosier Dome
1987-88	Sheridan 10, Jimtown 0	Larry Wright	12-2	Hoosier Dome
1988-89	Sheridan 59, Bremen 0	Larry Wright	14-0	Hoosier Dome
1989-90	Bremen 31, Springs Valley 8	John Kucela	11-3	Hoosier Dome
1990-91	South Decatur 44, Southwood 15	Ken Wendling	13-0	Hoosier Dome
1991-92	Jimtown 13, Indpls. Cardinal Ritter 7	Bill Sharpe	12-1	Hoosier Dome
1992-93	Sheridan 6, Indpls. Cardinal Ritter 0	Larry Wright	10-4	Hoosier Dome
1993-94	North Miami 37, West Washington 16	Bob Bridge	11-3	Hoosier Dome
1994-95	North White 34, Sheridan 7	Jim Davis	14-0	RCA Dome
1995-96	Carroll (Flora) 26, Tri-West Hendricks 13	John Hendryx	13-1	RCA Dome
1996-97	Tri-West Hendricks 37, Carroll (Flora) 14	Mark Haste	14-0	RCA Dome
1997-98	Pioneer 49, Knightstown 21	Mike Johnson	15-0	RCA Dome
1998-99	Sheridan 56, North White 33	Larry Wright	14-1	RCA Dome
1999-00	Lafayette Central Catholic 59, Perry Central 7	Scott Muncy	14-0	RCA Dome
2000-01	Adams Central 29, Attica 21	Rick Minnich	12-3	RCA Dome
2001-02	Southern Wells 30, Perry Central 7	Mark Lefebvre	14-1	RCA Dome
2002-03	Southwood 17, South Putnam 14	Terry Siddall	13-1	RCA Dome
2003-04	Indianapolis Cardinal Ritter 28, Seeger 0	Jim Boswell	12-2	RCA Dome

Outstanding Official Award | Polls

Bill Nimnicht To Be Honored As Top Official

In a special ceremony during this weekend's state finals, Bill Nimnicht of Evansville will be honored as this year's recipient of the Interscholastic Officials Association Award for football.

The Indiana High School Athletic Association, in cooperation with the National Federation of Interscholastic Officials Association, recognizes and honors an outstanding official in

each of 11 sports during the school year.

In the 32 years of the state football tournament, Nimnicht has been involved in 26 of them including three assignments to the state

finals.

Nimnicht was selected for this award by a committee of representatives from the 26 officials associations located throughout the state of Indiana. He was nominated by his peers representing the Southern Indiana Association of which he's been a member for 32 years.

While a member of his officials organization, he has served in the positions of President, Vice President, Board member, as Basketball Chairperson for 20 years and as Football Chairperson for five years. He also has worked as a rules interpreter and clinician.

In addition to football, Nimnicht also maintains IHSAA licenses in basketball (32 years) and baseball (29 years).

Nimnicht is employed by the Evansville Vanderburgh School Corporation where he's worked as a physical education teacher for 31 years.

He is a 1968 graduate of Washington High School and went on to earn a bachelor's degree in 1973 from the University of Evansville and a master's degree in 1976.

Nimnicht and his wife of 32 years, Becky, have four children, Eric, Katy, Brian and Elizabeth and one grandson, Andrew.

04Official.jpg

Associated Press

Final Poll of 2004 Season (End of Regular Season)
First place votes in parentheses

Class 5A	Rk.	School	Record	Votes
	1.	Fort Wayne Snider (15)	9-0	316
	2.	Lawrence Central	9-0	266
	3.	Warren Central (1)	8-1	243
	4.	Penn	8-1	238
	5.	Ben Davis	7-2	182
	6.	Merrillville	8-1	161
	7.	Avon	8-1	101
	8.	Elkhart Central	8-1	92
	9.	Center Grove	6-3	82
	10.	Columbus North	8-1	67

Others receiving votes: North Central (Indpls.) 53, Bedford North Lawrence 52, Lafayette Jefferson 22, Carmel 16, Lawrence North 9, Evansville Reitz 8, Hamilton Southeastern 6, Marion 6.

Class 4A	Rk.	School	Record	Votes
	1.	East Noble (8)	9-0	283
	2.	Mooresville (5)	9-0	256
	3.	Muncie Central (2)	9-0	229
	4.	Delta	9-0	201
	5.	Zionsville (1)	8-1	192
	6.	Columbus East	9-0	187
	7.	Roncalli	7-2	158
	8.	East Central	8-1	118
	9.	Hobart	8-1	111
	10.	Wawasee	8-1	66

Others receiving votes: Indianapolis Cathedral 45, Fort Wayne Bishop Dwenger 40, Greenwood 15, Jasper 14, Lebanon 7.

Class 3A	Rk.	School	Record	Votes
	1.	Heritage Hills (14)	9-0	316
	2.	Indianapolis Bishop Chatard (2)	7-2	257
	3.	NorthWood	8-1	240
	4.	Hamilton Heights	8-1	219
	5.	Blackford	8-1	151
	6.	Evansville Mater Dei	7-2	147
	7.	Brebeuf Jesuit	8-1	120
	8.	Evansville Memorial	7-2	110
	9.	Andean	7-2	109
	10.	New Palestine	8-1	82

Others receiving votes: Griffith 68, New Palestine 48, Fort Wayne Bishop Luers 38, Corydon Central 14.

Class 2A	Rk.	School	Record	Votes
	1.	Tri-West Hendricks (9)	9-0	300
	2.	Heritage (2)	9-0	256
	3.	Rensselaer Central (3)	9-0	236
	4.	Eastbrook	9-0	232
	5.	Indian Creek (2)	9-0	213
	6.	Harding	7-2	130
	7.	North Judson	8-1	105
	8.	Garrett	8-1	104
	9.	South Spencer	8-1	103
	10T.	Brownstown Central	9-0	57
	10T.	Winchester	9-0	57

Others receiving votes: Cass 55, Speedway 30, Eastside 13, Southridge 10, Jimtown 9, South Putnam 6, Union County 6.

Class A	Rk.	School	Record	Votes
	1.	Seeger (13)	9-0	314
	2.	Pioneer (2)	9-0	288
	3.	Shenandoah	9-0	246
	4.	Whiting (1)	9-0	220
	5.	Sheridan	8-1	180
	6.	Perry Central	8-1	154
	7.	Carroll (Flora)	7-1	141
	8.	Linton-Stockton	7-2	108
	9.	Lafayette Central Catholic	6-3	90
	10.	West Washington	7-2	46

Others receiving votes: Indianapolis Cardinal Ritter 39, West Central 37, Oakland City Wood 29, Park Tudor 13, Tri-Central 9, Rockville 6.

Indiana Football Coaches Assn.

Final Poll of 2004 Season (End of Regular Season)
First place votes in parentheses

Class 5A	Rk.	School	Record	Votes
	1.	Fort Wayne Snider (8)	9-0	97
	2.	Penn	8-1	77
	3.	Warren Central (1)	8-1	76
	4.	Lawrence Central (1)	9-0	76
	5.	Ben Davis	7-2	55
	6.	Merrillville	8-1	52
	7.	Avon	8-1	31
	8T.	North Central (Indpls.)	6-3	22
	8T.	Columbus North	8-1	22
	8T.	Center Grove	6-3	22

Others receiving votes: Elkhart Central 16, Bedford North Lawrence 1, Lafayette Jefferson 1, Lawrence North 1, Valparaiso 1.

Class 4A	Rk.	School	Record	Votes
	1.	East Noble (8)	9-0	96
	2T.	Mooresville (1)	9-0	81
	2T.	Muncie Central (1)	9-0	81
	4.	Delta	9-0	64
	5.	Zionsville	8-1	56
	6.	Columbus East	9-0	46
	7.	East Central	8-1	40
	8.	Roncalli	7-2	33
	9.	Hobart	8-1	22
	10.	Wawasee	8-1	9

Others receiving votes: Indianapolis Cathedral 7, Jasper 5, Fort Wayne Bishop Dwenger 5, Concord 4, Greenwood 1.

Class 3A	Rk.	School	Record	Votes
	1.	Heritage Hills (9)	9-0	99
	2.	Indianapolis Bishop Chatard (1)	7-2	87
	3.	NorthWood	8-1	74
	4.	Hamilton Heights	8-1	70
	5.	Evansville Mater Dei	7-2	56
	6.	Andean	7-2	34
	7.	Griffith	7-2	33
	8.	Evansville Memorial	7-2	30
	9.	Blackford	8-1	22
	10.	Brebeuf Jesuit	8-1	19

Others receiving votes: Fort Wayne Bishop Luers 11, New Palestine 8, Corydon Central 3, New Palestine 3, Sullivan 1.

Class 2A	Rk.	School	Record	Votes
	1.	Tri-West Hendricks (9)	9-0	99
	2.	Rensselaer Central (1)	9-0	81
	3.	Eastbrook	9-0	73
	4.	Heritage	9-0	70
	5.	Harding	7-2	45
	6.	Garrett	8-1	39
	7.	Indian Creek	9-0	38
	8.	South Spencer	8-1	37
	9.	North Judson	8-1	21
	10.	Brownstown Central	8-1	19

Others receiving votes: Cass 15, Winchester 8, Speedway 5.

Class A	Rk.	School	Record	Votes
	1.	Seeger (8)	9-0	98
	2.	Pioneer (1)	9-0	88
	3T.	Sheridan (1)	8-1	75
	3T.	Whiting	9-0	75
	5.	Shenandoah	9-0	61
	6.	Perry Central	8-1	44
	7.	Carroll (Flora)	7-1	30
	8.	Indianapolis Cardinal Ritter	5-4	24
	9.	Linton-Stockton	7-2	21
	10.	Lafayette Central Catholic	6-3	14

Others receiving votes: West Central 8, West Washington 6, Park Tudor 3, Oakland City Wood 2, Rockville 1.

Championship Game Team Records

SHUTOUTS

5A: Ben Davis (43-0 vs. Marion, 1988); Penn (21-0 vs. Center Grove, 2000).
4A: Hobart (31-0 vs. Jasper, 1987); Hobart (20-0 vs. Seymour, 1991); East Central (35-0 vs. DeKalb, 1994); Roncalli (17-0 vs. East Noble, 2003).
3A: Carmel (27-0 vs. Fort Wayne Snider, 1981); Indianapolis Cathedral (12-0 vs. NorthWood, 1986); South Bend St. Joseph's (28-0 vs. Jasper, 1995); Indianapolis Bishop Chatard (3-0 vs. Andrean, 2001); Indianapolis Bishop Chatard (49-0 vs. NorthWood, 2003).
2A: Mishawaka Marian (34-0 vs. Greenfield-Central, 1975); Goshen (9-0 vs. Brownsburg, 1978); Whitko (26-0 vs. Tell City, 1986); Fort Wayne Bishop Luers (17-0 vs. Westfield, 1992); Jimtown (63-0 vs. Clarksville, 1997); Jimtown (28-0 vs. Western Boone, 1998).
A: Sheridan (27-0 vs. North Judson, 1980); Sheridan (10-0 vs. Jimtown, 1987); Sheridan (59-0 vs. Bremen, 1988); Sheridan (6-0 vs. Indianapolis Cardinal Ritter, 1992); Indianapolis Cardinal Ritter (28-0 vs. Seeger, 2003).

MOST POINTS

Overall: 63 by Jimtown vs. Clarksville (2A), 1997.
5A: 57 by Warren Central vs. Penn, 2003.
4A: 49 by Griffith vs. Hamilton Southeastern, 1997.
3A: 56 by Fort Wayne Bishop Dwenger vs. New Palestine, 1990.
2A: 63 by Jimtown vs. Clarksville, 1997.
A: 59 by Sheridan vs. Bremen, 1988; 59 by Lafayette Central Catholic vs. Perry Central, 1999.

MOST COMBINED POINTS

Overall: 89 by Sheridan (56) and North White (33) (A), 1998.
5A: 64 by Warren Central (57) and Penn (7), 2003.
4A: 56 by Griffith (49) and Hamilton Southeastern (7), 1997.
3A: 70 by Fort Wayne Bishop Dwenger (56) and New Palestine (14), 1990.
2A: 86 by Fort Wayne Bishop Luers (57) and Evansville Mater Dei (29), 2001.
A: 89 by Sheridan (56) and North White (33), 1998.

MOST POINTS IN A QUARTER

Overall: 35 by Indianapolis Bishop Chatard (2nd quarter) vs. NorthWood (3A), 2003.
5A: 30 by Warren Central (2nd quarter) vs. Penn, 2003.
4A: 28 by Griffith (3rd quarter) vs. Hamilton Southeastern, 1997.
3A: 35 by Indianapolis Bishop Chatard (2nd quarter) vs. NorthWood, 2003.
2A: 28 by Jimtown (1st quarter) vs. Clarksville, 1997; 28 by Fort Wayne Bishop Luers (4th quarter) vs. Evansville Mater Dei, 2001.
A: 27 by Sheridan (3rd quarter) vs. Bremen, 1988.

MOST POINTS IN A HALF

Overall: 50 by Warren Central (1st half) vs. Penn (5A), 2003.
5A: 50 by Warren Central (1st half) vs. Penn, 2003.
4A: 35 by Griffith (2nd Half) vs. Hamilton Southeastern, 1997.
3A: 35 by Indianapolis Bishop Chatard (2nd quarter) vs. NorthWood, 2003.
2A: 49 by Jimtown (1st half) vs. Clarksville, 1997.
A: 39 by Sheridan (2nd half) vs. Bremen, 1988.

LARGEST MARGIN OF VICTORY

Overall: 63 by Jimtown (63) vs. Clarksville (0) (2A), 1997.
5A: 50 by Warren Central (57) vs. Penn (7), 2003.
4A: 42 by Griffith (49) vs. Hamilton Southeastern (7), 1997.
3A: 49 by Indianapolis Bishop Chatard (49) vs. NorthWood (0), 2003.
2A: 63 by Jimtown (63) vs. Clarksville (0), 1997.
A: 59 by Sheridan (59) vs. Bremen (0), 1988.

MOST TOUCHDOWNS

Overall: 9 by Sheridan vs. Bremen (A), 1988; 9 by Jimtown vs. Clarksville (2A), 1997.
5A: 8 by Warren Central vs. Penn, 2003.
4A: 7 by Griffith vs. Hamilton Southeastern, 1997.
3A: 8 by Fort Wayne Bishop Dwenger vs. New Palestine, 1990.
2A: 9 by Jimtown vs. Clarksville, 1997.
A: 9 by Sheridan vs. Bremen, 1988.

MOST PAT KICKS

Overall: 9 by Jimtown vs. Clarksville (2A), 1997.
5A: 5 by Warren Central vs. Valparaiso, 1985; 5 by Ben Davis vs. Penn, 1991; 5 by Bloomington South vs. Homestead, 1998; 5 by Ben Davis vs. Valparaiso, 2001; 5 by Warren Central vs. Penn, 2003.
4A: 5 by East Central vs. DeKalb, 1994; 5 by Griffith vs. Hamilton Southeastern, 1997; 5 by Indianapolis Cathedral vs. Concord, 1998; 5 by Jasper vs. Delta, 2001.
3A: 8 by Fort Wayne Bishop Dwenger vs. New Palestine, 1990.
2A: 9 by Jimtown vs. Clarksville, 1997.
A: 6 by Sheridan vs. Bremen, 1988; 6 by Sheridan vs. North White, 1998.

MOST FIELD GOALS

Overall: 2 by Indianapolis Cardinal Ritter vs. Tippecanoe Valley (A), 1977; 2 by Tipton vs. Roncalli (3A), 1988; 2 by Hobart vs. Seymour (4A), 1991; 2 by Indianapolis Cathedral vs. Northwestern (3A), 1992; 2 by Jimtown vs. Western Boone, 1998.
5A: 1 by several teams.
4A: 2 by Hobart vs. Seymour, 1991.
3A: 2 by Tipton vs. Roncalli, 1988; 2 by Indianapolis Cathedral vs. Northwestern, 1992.
2A: 2 by Jimtown vs. Western Boone, 1998; 2 by Southridge vs. Fort Wayne Bishop Luers, 2002.
A: 2 by Indianapolis Cardinal Ritter vs. Tippecanoe Valley, 1977.

MOST RUSHING ATTEMPTS

Overall: 77 by North Miami vs. West Washington (A), 1993.
5A: 50 by Fort Wayne Snider vs. Carmel, 1986.
4A: 68 by DeKalb vs. Franklin Central, 1986.
3A: 60 by Zionsville vs. Heritage Hills, 2000.
2A: 54 by River Forest vs. Indianapolis Scecina, 1990.
A: 77 by North Miami vs. West Washington, 1993.

MOST RUSHING YARDS

Overall: 575 by Warren Central vs. Penn (5A), 2003.
5A: 575 by Warren Central vs. Penn, 2003.
4A: 340 by Griffith vs. Hamilton Southeastern, 1997.
3A: 349 by Portage vs. Evansville Reitz, 1977; 349 by Indianapolis Bishop Chatard vs. NorthWood, 2003.
2A: 380 by Jimtown vs. Clarksville, 1997.
A: 451 by Sheridan vs. Bremen, 1988.

FEWEST RUSHING ATTEMPTS

Overall: 15 by Franklin Central vs. DeKalb (4A), 1986; 15 by Evansville Mater Dei vs. Bremen (2A), 1994.
5A: 16 by Fort Wayne Snider vs. Ben Davis, 2002.
4A: 15 by Franklin Central vs. DeKalb, 1986.
3A: 18 by NorthWood vs. Indianapolis Cathedral, 1986; 18 by Heritage Hills vs. Zionsville, 2000.
2A: 15 by Evansville Mater Dei vs. Bremen, 1994.
A: 17 by North Judson vs. Sheridan, 1984.

FEWEST RUSHING YARDS ALLOWED

Overall: Minus 9 by Hobart vs. Seymour (4A), 1990.
5A: 42 by Ben Davis vs. Marion, 1990.
4A: Minus 9 by Hobart vs. Seymour, 1990.
3A: 14 by Indianapolis Cathedral vs. Northwestern, 1992; 14 by Indianapolis Bishop Chatard vs. Andrean, 2001.
2A: 10 by Bremen vs. Evansville Mater Dei, 1994.
A: 11 by Sheridan vs. Bremen, 1988.

MOST RUSHING TOUCHDOWNS

Overall: 8 by Warren Central vs. Penn (5A), 2003.
5A: 8 by Warren Central vs. Penn, 2003.
4A: 5 by Indianapolis Cathedral vs. Concord, 1998.
3A: 5 by Indianapolis Bishop Chatard vs. NorthWood, 2003.
2A: 7 by Jimtown vs. Clarksville, 1997.
A: 7 by Pioneer vs. Knightstown, 1997; 7 by Sheridan vs. North White, 1998.

Championship Game Team Records

MOST PASSES ATTEMPTED

Overall: 54 by Evansville Mater Dei vs. Fort Wayne Bishop Luers (2A), 2001.
5A: 46 by Warren Central vs. Valparaiso, 1985.
4A: 43 by Hobart vs. Warren Central, 1984.
3A: 39 by Carmel vs. Valparaiso, 1975.
2A: 54 by Evansville Mater Dei vs. Fort Wayne Bishop Luers, 2001.
A: 32 by Bremen vs. Sheridan, 1988.

MOST PASSES COMPLETED

Overall: 39 by Evansville Mater Dei vs. Fort Wayne Bishop Luers (2A), 2001.
5A: 25 by Warren Central vs. Valparaiso, 1985.
4A: 24 by Hobart vs. Warren Central, 1984.
3A: 24 by Andean vs. Indianapolis Bishop Chatard, 2002.
2A: 39 by Evansville Mater Dei vs. Fort Wayne Bishop Luers, 2001.
A: 15 by Southwood vs. South Decatur, 1990; 15 by Perry Central vs. Lafayette Central Catholic, 1999.

MOST YARDS PASSING

Overall: 439 by Evansville Mater Dei vs. Fort Wayne Bishop Luers (2A), 2001.
5A: 257 by Warren Central vs. Valparaiso, 1985.
4A: 395 by Goshen vs. Franklin Central, 1988.
3A: 219 by Merrillville vs. Indianapolis Cathedral, 1976.
2A: 439 by Evansville Mater Dei vs. Fort Wayne Bishop Luers, 2001.
A: 228 by North White vs. Sheridan, 1998.

FEWEST PASS ATTEMPTS

Overall: 0 by Blackford vs. Noblesville (2A), 1979.
5A: 1 by Warren Central vs. Penn, 2003.
4A: 3 by Roncalli vs. East Noble, 2003.
3A: 2 by Roncalli vs. NorthWood, 1993.
2A: 0 by Blackford vs. Noblesville, 1979.
A: 1 by Garrett vs. North Knox, 1974.

FEWEST PASS COMPLETIONS

Overall: 0 by Garrett vs. North Knox (A), 1974; 0 by Blackford vs. Noblesville (2A), 1979; 0 by Fort Wayne Snider vs. Carmel (3A), 1981; 0 by Sheridan vs. Indianapolis Cardinal Ritter (A), 1992; 0 by Warren Central vs. Penn, (5A), 2003.
5A: 0 by Warren Central vs. Penn, 2003.
4A: 1 by Roncalli vs. East Noble, 2003.
3A: 0 by Fort Wayne Snider vs. Carmel, 1981.
2A: 0 by Blackford vs. Noblesville, 1979.
A: 0 by Garrett vs. North Knox, 1974; 0 by Sheridan vs. Indianapolis Cardinal Ritter, 1992.

FEWEST PASSING YARDS ALLOWED

Overall: 0 by North Knox vs. Garrett (A), 1974; 0 by Noblesville vs. Blackford (2A), 1979; 0 by Carmel vs. Fort Wayne Snider (3A), 1981; 0 by Indianapolis Cardinal Ritter vs. Sheridan (A), 1992; 0 by Penn vs. Warren Central (5A), 2003.
5A: 0 by Penn vs. Warren Central, 2003.
4A: 10 by East Noble vs. Roncalli, 2003.
3A: 0 by Carmel vs. Fort Wayne Snider, 1981.
2A: 0 by Noblesville vs. Blackford, 1979.
A: 0 by North Knox vs. Garrett, 1974; 0 by Indianapolis Cardinal Ritter vs. Sheridan, 1992.

MOST PASSING TOUCHDOWNS

Overall: 5 by Bloomington South vs. Homestead (5A), 1998.
5A: 5 by Bloomington South vs. Homestead, 1998.
4A: 3 by Warren Central vs. Hobart, 1984; 3 by Griffith vs. Hamilton Southeastern, 1997.
3A: 3 by Carmel vs. Fort Wayne Bishop Dwenger, 1978.
2A: 4 by Tri-West Hendricks vs. Harding, 2003.
A: 3 by Sheridan vs. North Judson, 1984; 3 by South Putnam vs. North Judson, 1986; 3 by Tri-West Hendricks vs. Carroll (Flora), 1996; 3 by North White vs. Sheridan, 1998; 3 by Lafayette Central Catholic vs. Perry Central, 1999; 3 by Adams Central vs. Attica, 2000.

MOST RECEPTIONS

Overall: 39 by Evansville Mater Dei vs. Fort Wayne Bishop Luers (2A), 2001.
5A: 25 by Warren Central vs. Valparaiso, 1985.
4A: 24 by Hobart vs. Warren Central, 1984.
3A: 24 by Andean vs. Indianapolis Bishop Chatard, 2002.
2A: 39 by Evansville Mater Dei vs. Fort Wayne Bishop Luers, 2001.
A: 15 by Southwood vs. South Decatur, 1990; 15 by Perry Central vs. Lafayette Central Catholic, 1999.

MOST RECEIVING YARDS

Overall: 439 by Evansville Mater Dei vs. Fort Wayne Bishop Luers (2A), 2001.
5A: 257 by Warren Central vs. Valparaiso, 1985.
4A: 395 by Goshen vs. Franklin Central, 1988.
3A: 219 by Merrillville vs. Indianapolis Cathedral, 1976.
2A: 439 by Evansville Mater Dei vs. Fort Wayne Bishop Luers, 2001.
A: 228 by North White vs. Sheridan, 1998.

MOST TOUCHDOWN RECEPTIONS

Overall: 5 by Bloomington South vs. Homestead (5A), 1998.
5A: 5 by Bloomington South vs. Homestead, 1998.
4A: 3 by Warren Central vs. Hobart, 1984; 3 by Griffith vs. Hamilton Southeastern, 1997.
3A: 3 by Carmel vs. Fort Wayne Bishop Dwenger, 1978.
2A: 4 by Tri-West Hendricks vs. Harding, 2003.
A: 3 by Sheridan vs. North Judson, 1984; 3 by South Putnam vs. North Judson, 1986; 3 by Tri-West Hendricks vs. Carroll (Flora), 1996; 3 by North White vs. Sheridan, 1998; 3 by Lafayette Central Catholic vs. Perry Central, 1999; 3 by Adams Central vs. Attica, 2000.

TOTAL OFFENSIVE PLAYS

Overall: 81 by North Miami vs. West Washington (A), 1993.
5A: 73 by Warren Central vs. Valparaiso, 1985.
4A: 74 by DeKalb vs. Franklin Central, 1986.
3A: 74 by Zionsville vs. Heritage Hills, 2000.
2A: 78 by Rochester vs. Indianapolis Cardinal Ritter, 1987.
A: 81 by North Miami vs. West Washington, 1993.

TOTAL OFFENSIVE YARDS

Overall: 575 by Warren Central vs. Penn (5A), 2003.
5A: 575 by Warren Central vs. Penn, 2003.
4A: 473 by Griffith vs. Hamilton Southeastern, 1997.
3A: 432 by Indianapolis Bishop Chatard vs. NorthWood, 2003.
2A: 458 by Evansville Mater Dei vs. Fort Wayne Bishop Luers, 2001.
A: 521 by Sheridan vs. Bremen, 1988.

FEWEST OFFENSIVE PLAYS ALLOWED

Overall: 32 by DeKalb vs. Franklin Central (4A), 1986.
5A: 38 by Ben Davis vs. Fort Wayne Snider, 2002.
4A: 32 by DeKalb vs. Franklin Central, 1986.
3A: 41 by Indianapolis Cathedral vs. NorthWood, 1986.
2A: 34 by Mishawaka Marian vs. Greenfield-Central, 1975.
A: 37 by Indianapolis Cardinal Ritter vs. Sheridan, 1992.

FEWEST YARDS ALLOWED

Overall: 36 (11 rushing, 25 passing) by Sheridan vs. Bremen (A), 1988.
5A: 130 (62 rushing, 68 passing) by Ben Davis vs. Marion, 1988.
4A: 83 (48 rushing, 35 passing) by Hobart vs. Jasper, 1987.
3A: 75 (75 rushing, 0 passing) by Carmel vs. Fort Wayne Snider, 1981.
2A: 38 (11 rushing, 27 passing) by Jimtown vs. Clarksville, 1997.
A: 36 (11 rushing, 25 passing) by Sheridan vs. Bremen, 1988.

MOST FIRST DOWNS

Overall: 29 by Warren Central vs. Valparaiso (5A), 1985; 29 by Rochester vs. Indianapolis Cardinal Ritter (2A), 1987; 29 by North Miami vs. West Washington (A), 1993.
5A: 29 by Warren Central vs. Valparaiso, 1985.
4A: 24 by DeKalb vs. Franklin Central, 1986.
3A: 22 by Zionsville vs. Heritage Hills, 2000.
2A: 29 by Rochester vs. Indianapolis Cardinal Ritter, 1987.
A: 29 by North Miami vs. West Washington, 1993.

Championship Game Team Records

FEWEST FIRST DOWNS ALLOWED

Overall: 2 by Hobart vs. Jasper (4A), 1987; 2 by Sheridan vs. Bremen (A), 1988.

5A: 5 by Ben Davis vs. Penn, 1999.

4A: 2 by Hobart vs. Jasper, 1987.

3A: 7 by Carmel vs. Fort Wayne Snider, 1981; 7 by Indianapolis Cathedral vs. Northwestern, 1992.

2A: 5 by Goshen vs. Brownsburg, 1978; 5 by Brownsburg vs. Goshen, 1978; 5 by Jimtown vs. Clarksville, 1997.

A: 2 by Sheridan vs. Bremen, 1988.

MOST FIRST DOWNS BY RUSHING

Overall: 23 by DeKalb vs. Franklin Central (4A), 1986; 23 by North Miami vs. West Washington (A), 1993.

5A: 19 by Warren Central vs. Penn, 2003.

4A: 23 by DeKalb vs. Franklin Central, 1986.

3A: 18 by Zionsville vs. Heritage Hills, 2000.

2A: 16 by Whitko vs. Tell City, 1986.

A: 23 by North Miami vs. West Washington, 1993.

MOST FIRST DOWNS BY PASSING

Overall: 18 by Evansville Mater Dei vs. Fort Wayne Bishop Luers (2A), 2001.

5A: 17 by Warren Central vs. Valparaiso, 1985.

4A: 16 by Goshen vs. Franklin Central, 1988.

3A: 13 by Andean vs. Indianapolis Bishop Chatard, 2002.

2A: 18 by Evansville Mater Dei vs. Fort Wayne Bishop Luers, 2001.

A: 11 by North White vs. Sheridan, 1998.

MOST PUNTS

Overall: 15 by Bremen vs. Sheridan (A), 1988.

5A: 11 by Penn vs. Ben Davis, 1999.

4A: 9 by Jasper vs. Hobart, 1987.

3A: 9 by Fort Wayne Bishop Dwenger vs. Zionsville, 1996.

2A: 7 by Greenfield-Central vs. Mishawaka Marian, 1975.

A: 15 by Bremen vs. Sheridan, 1988.

HIGHEST PUNTING AVERAGE

Overall: 57.0 by Sheridan vs. Bremen (A), 1988.

5A: 49.0 by Ben Davis vs. Marion, 1990.

4A: 45.7 by Hobart vs. East Central, 1993.

3A: 54.0 by Roncalli vs. Tipton, 1994.

2A: 47.0 by Fort Wayne Bishop Luers vs. Danville, 1999.

A: 57.0 by Sheridan vs. Bremen, 1988.

MOST PUNT RETURN YARDS

Overall: 172 by Ben Davis vs. Penn (5A), 1999.

5A: 172 by Ben Davis vs. Penn, 1999.

4A: 79 by Hobart vs. Seymour, 1991.

3A: 80 by Indianapolis Bishop Chatard vs. NorthWood, 2003.

2A: 98 by Fort Wayne Bishop Luers vs. Lawrenceburg, 1985.

A: 116 by Sheridan vs. Bremen, 1988.

MOST KICKOFF RETURN YARDS

Overall: 188 by Fort Wayne Bishop Luers vs. Evansville Mater Dei (2A), 2000.

5A: 160 by Lake Central vs. Bloomington South, 1993.

4A: 149 by Hamilton Southeastern vs. Griffith, 1997.

3A: 141 by Andean vs. Indianapolis Bishop Chatard, 2002.

2A: 188 by Fort Wayne Bishop Luers vs. Evansville Mater Dei, 2000.

A: 156 by Knightstown vs. Pioneer, 1997.

MOST PENALTIES

Overall: 14 by East Central vs. DeKalb (4A), 1994.

5A: 8 by Ben Davis vs. Fort Wayne Snider, 1992.

4A: 14 by East Central vs. DeKalb, 1994.

3A: 11 by Carmel vs. Fort Wayne Bishop Dwenger, 1978; 11 by Indianapolis Cathedral vs. Northwestern, 1992.

2A: 11 by Westfield vs. Fort Wayne Bishop Luers, 1992.

A: 13 by Sheridan vs. North Judson 1980.

MOST PENALTY YARDS

Overall: 133 by East Central vs. DeKalb (4A), 1994.

5A: 73 by Carmel vs. Penn, 1989.

4A: 133 by East Central vs. DeKalb, 1994.

3A: 105 by Carmel vs. Fort Wayne Bishop Dwenger, 1978.

2A: 106 by Jimtown vs. Clarksville, 1997.

A: 121 by Tippecanoe Valley vs. Hamilton Southeastern, 1979.

MOST FUMBLES

Overall: 7 by Sheridan vs. Bremen (A), 1988.

5A: 5 by Evansville North vs. Penn, 1995.

4A: 4 by Seymour vs. Hobart, 1991; 4 by Fort Wayne Wayne vs. Harrison (West Lafayette), 1992.

3A: 4 by NorthWood vs. Indianapolis Cathedral, 1986.

2A: 5 by Indianapolis Scecina vs. River Forest, 1990.

A: 7 by Sheridan vs. Bremen, 1988.

MOST FUMBLES LOST

Overall: 5 by Fountain Central vs. Lawrenceburg (A), 1978.

5A: 3 by Fort Wayne Snider vs. Carmel, 1986; 3 by Highland vs. Ben Davis, 1987; 3 by Penn vs. Carmel, 1989; 3 by Evansville North vs. Penn, 1995.

4A: 3 by Goshen vs. Franklin Central, 1988; 3 by Fort Wayne Wayne vs. Harrison (West Lafayette), 1992; 3 by Fort Wayne Wayne vs. Franklin County, 1995.

3A: 3 by Carmel vs. Fort Wayne Snider, 1981; 3 by NorthWood vs. Indianapolis Cathedral, 1986; 3 by Northwestern vs. Indianapolis Cathedral, 1992.

2A: 4 by Blackford vs. Boonville, 1974.

A: 5 by Fountain Central vs. Lawrenceburg, 1978.

MOST INTERCEPTIONS

Overall: 5 by Indianapolis Bishop Chatard vs. West Lafayette (2A), 1984.

5A: 4 by Warren Central vs. Valparaiso, 1985; 4 by Ben Davis vs. Valparaiso, 2001.

4A: 4 by Hobart vs. East Central, 1993.

3A: 4 by Columbus East vs. Hobart, 1979; 4 by Brownsburg vs. Concord, 1984; 4 by Indianapolis Bishop Chatard vs. NorthWood, 2003.

2A: 5 by Indianapolis Bishop Chatard vs. West Lafayette, 1984.

A: 4 by several teams.

03Tardy.jpg

In the 2003 Class 5A championship game, Warren Central quarterback Desmond Tardy set an overall state finals record with 317 rushing yards as well 5A game marks with 26 points scored and four touchdowns -- all on the ground.

Championship Game Individual Records

MOST POINTS

Overall: 34 by Brett Law, Sheridan vs. Bremen (A), 1988.
5A: 26 by Desmond Tardy, Warren Central vs. Penn, 2003.
4A: 24 by Brian Lewis, Jasper vs. Delta, 2001.
3A: 30 by Dray Mason, Indianapolis Bishop Chatard vs. NorthWood, 2003.
2A: 27 by Burt Austin, Franklin Central vs. McCutcheon, 1982.
A: 34 by Brett Law, Sheridan vs. Bremen, 1988.

MOST TOUCHDOWNS

Overall: 5 by Tim Alspaugh, Tippecanoe Valley vs. Hamilton Southeastern (A), 1979; 5 by Brett Law, Sheridan vs. Bremen (A), 1988; 5 by Dray Mason, Indianapolis Bishop Chatard vs. NorthWood, 2003.
5A: 4 by Desmond Tardy, Warren Central vs. Penn, 2003.
4A: 4 by Brian Lewis, Jasper vs. Delta, 2001.
3A: 5 by Dray Mason, Indianapolis Bishop Chatard vs. NorthWood, 2003.
2A: 4 by Burt Austin, Franklin Central vs. McCutcheon, 1982; 4 by Brian Smith, Jimtown vs. Clarksville, 1997; 4 by Nathan Wildeman, Evansville Mater Dei vs. Fort Wayne Bishop Luers, 2000.
A: 5 by Tim Alspaugh, Tippecanoe Valley vs. Hamilton Southeastern, 1979; 5 by Brett Law, Sheridan vs. Bremen, 1988.

MOST PAT KICKS

Overall: 9 by Robert Menchinger, Jimtown vs. Clarksville (2A), 1997.
5A: 5 by Trinity Hines, Ben Davis vs. Penn, 1991; 5 by Gary Bounin, Warren Central vs. Valparaiso, 1985; 5 by Ed Broderick, Bloomington South vs. Homestead, 1998; 5 by Casey Huffman, Ben Davis vs. Valparaiso, 2001.
4A: 5 by Justin Mehringer, Jasper vs. Delta, 2001.
3A: 7 by Kevin Ball, Indianapolis Bishop Chatard vs. NorthWood, 2003.
2A: 9 by Robert Menchinger, Jimtown vs. Clarksville, 1997.
A: 8 by Torrey Vogel, Lafayette Central Catholic vs. Perry Central, 1999.

MOST FIELD GOALS

Overall: 2 by Paul Loviscek, Indianapolis Cardinal Ritter vs. Tippecanoe Valley (A), 1977; 2 by Brad Green, Tipton vs. Roncalli (3A), 1988; 2 by Bill Manopololous, Hobart vs. Seymour (4A), 1991; 2 by Brian Ford, Indianapolis Cathedral vs. Northwestern (3A), 1992; 2 by Robert Menchinger, Jimtown vs. Western Boone (2A), 1998.
5A: 1 field goal by several players.
4A: 2 by Bill Manopololous, Hobart vs. Seymour, 1991.
3A: 2 by Brad Green, Tipton vs. Roncalli, 1988; 2 by Brian Ford, Indianapolis Cathedral vs. Northwestern, 1992.
2A: 2 by Robert Menchinger, Jimtown vs. Western Boone, 1998; 2 by Matt Boeglin, Southridge vs. Fort Wayne Bishop Luers, 2002.
A: 2 by Paul Loviscek, Indianapolis Cardinal Ritter vs. Tippecanoe Valley, 1977.

LONGEST FIELD GOAL

Overall: 51 by Ben Allen, Indianapolis Cathedral vs. Concord (4A), 1998.
5A: 48 by Trinity Hines, Ben Davis vs. Penn, 1991.
4A: 51 by Ben Allen, Indianapolis Cathedral vs. Concord, 1998.
3A: 44 by Brad Green, Tipton vs. Roncalli, 1988.
2A: 47 by Robert Menchinger, Jimtown vs. Western Boone, 1998.
A: 45 by Nick Ehret, Southwood vs. South Putnam, 2002.

MOST RUSHING ATTEMPTS

Overall: 42 by Josh Smith, Attica vs. Adams Central (A), 2000.
5A: 31 by Tony Salpietra, Castle vs. Portage, 1994.
4A: 41 by Rick Endsley, DeKalb vs. Franklin Central, 1986.
3A: 40 by Mike Bohn, Roncalli vs. NorthWood, 1993.
2A: 32 by Jhormy Martinez, Fort Wayne Bishop Luers vs. Southridge, 2002.
A: 42 by Josh Smith, Attica vs. Adams Central, 2000.

MOST RUSHING YARDS

Overall: 317 by Desmond Tardy, Warren Central vs. Penn (5A), 2003.
5A: 317 by Desmond Tardy, Warren Central vs. Penn, 2003.
4A: 211 by Brian Lewis, Jasper vs. Delta, 2001.
3A: 247 by Mike Bohn, Roncalli vs. NorthWood, 1993.
2A: 261 by Fred Moore, Fort Wayne Bishop Luers vs. Tri-West Hendricks, 1989.
A: 301 by Brett Law, Sheridan vs. Bremen, 1988.

MOST RUSHING TOUCHDOWNS

Overall: 5 by Tim Alspaugh, Tippecanoe Valley vs. Hamilton Southeastern (A), 1979; 5 by Brett Law, Sheridan vs. Bremen (A), 1988.
5A: 4 by Desmond Tardy, Warren Central vs. Penn, 2003.
4A: 4 by Brian Lewis, Jasper vs. Delta, 2001.
3A: 4 by Mike Wishnevski, Portage vs. Evansville Reitz, 1977; 4 by Dray Mason, Indianapolis Bishop Chatard vs. NorthWood, 2003.
2A: 4 by Brian Smith, Jimtown vs. Clarksville, 1997; 4 by Nathan Wildeman, Evansville Mater Dei vs. Fort Wayne Bishop Luers, 2000.
A: 5 by Tim Alspaugh, Tippecanoe Valley vs. Hamilton Southeastern, 1979; 5 by Brett Law, Sheridan vs. Bremen, 1988.

LONGEST TOUCHDOWN RUN

Overall: 96 by Vaughn Dunbar, Fort Wayne Snider vs. Carmel (5A), 1986.
5A: 96 by Vaughn Dunbar, Fort Wayne Snider vs. Carmel, 1986.
4A: 85 by Dan Zanolta, Hobart vs. Jasper, 1987.
3A: 80 by Dray Mason, Indianapolis Bishop Chatard vs. NorthWood, 2003.
2A: 80 by Dave Slater, Fort Wayne Bishop Luers vs. Indianapolis Bishop Chatard, 1983.
A: 75 by Nick Barnes, Mishawaka Marian vs. Providence, 1973.

MOST PASSES ATTEMPTED

Overall: 54 by Jake Schiff, Evansville Mater Dei vs. Fort Wayne Bishop Luers (2A), 2001.
5A: 46 by Jeff George, Warren Central vs. Valparaiso, 1985.
4A: 43 by Tim O'Brien, Hobart vs. Warren Central, 1984.
3A: 39 by Mark Herrmann, Carmel vs. Valparaiso, 1975.
2A: 54 by Jake Schiff, Evansville Mater Dei vs. Fort Wayne Bishop Luers, 2001.
A: 30 by Josh Etienne, Perry Central vs. Lafayette Central Catholic, 1999.

MOST PASSES COMPLETED

Overall: 39 by Jake Schiff, Evansville Mater Dei vs. Fort Wayne Bishop Luers (2A), 2001.
5A: 25 by Jeff George, Warren Central vs. Valparaiso, 1985.
4A: 24 by Tim O'Brien, Hobart vs. Warren Central, 1984.
3A: 23 by Brett Goins, Andrean vs. Indianapolis Bishop Chatard, 2002.
2A: 39 by Jake Schiff, Evansville Mater Dei vs. Fort Wayne Bishop Luers (2A), 2001.
A: 14 by Josh Etienne, Perry Central vs. Lafayette Central Catholic, 1999.

MOST PASSING YARDS

Overall: 439 by Jake Schiff, Evansville Mater Dei vs. Fort Wayne Bishop Luers (2A), 2001.
5A: 257 by Jeff George, Warren Central vs. Valparaiso, 1985.
4A: 395 by Rick Mirer, Goshen vs. Franklin Central, 1988.
3A: 219 by Jeff Parker, Merrillville vs. Indianapolis Cathedral, 1976.
2A: 439 by Jake Schiff, Evansville Mater Dei vs. Fort Wayne Bishop Luers (2A), 2001.
A: 205 by Kirk Manns, North Judson vs. Sheridan, 1984.

MOST PASSING TOUCHDOWNS

Overall: 5 by Rex Grossman, Bloomington South vs. Homestead (5A), 1998.
5A: 5 by Rex Grossman, Bloomington South vs. Homestead, 1998.
4A: 3 by Jeff George, Warren Central vs. Hobart, 1984; 3 by Shane Radtke, Griffith vs. Hamilton Southeastern, 1997.
3A: 3 by Jeff Parker, Merrillville vs. Indianapolis Cathedral, 1976; 3 by David Broecker, Carmel vs. Fort Wayne Bishop Dwenger, 1978.
2A: 4 by T.J. Siple, Tri-West Hendricks vs. Harding, 2003.
A: 3 by Derry Zachary, Sheridan vs. North Judson, 1984; 3 by Chris Arnold, South Putnam vs. North Judson, 1986; 3 by Dustin Fleece, Tri-West Hendricks vs. Carroll (Flora), 1996; 3 by Eric Anthrop, Lafayette Central Catholic vs. Perry Central, 1999; 3 by Nick Houk, Adams Central vs. Attica, 2000.

LONGEST PASS COMPLETION

Overall: 98 by Josh Koons, West Lafayette vs. Providence (2A), 1993.
5A: 82 by Nic Boehnlein, Penn vs. Ben Davis, 1996.
4A: 90 by Rick Mirer, Goshen vs. Franklin Central, 1988.
3A: 67 by Jeff Beck, Tipton vs. Roncalli, 1988.
2A: 98 by Josh Koons, West Lafayette vs. Providence, 1993.
A: 71 by Shawn Blaich, South Decatur vs. Southwood, 1990.

Championship Game Individual Records

LONGEST TOUCHDOWN PASS

Overall: 98 by Josh Koons, West Lafayette vs. Providence (2A), 1993.
5A: 82 by Nic Boehnlein, Penn vs. Ben Davis, 1996.
4A: 62 by Brian Beckman, Franklin Central vs. Hobart, 1990.
3A: 67 by Jeff Beck, Tipton vs. Roncalli, 1988.
2A: 98 by Josh Koons, West Lafayette vs. Providence, 1993.
A: 71 by Shawn Blaich, South Decatur vs. Southwood, 1990.

MOST RECEPTIONS

Overall: 14 by Blake Kollker, Evansville Mater Dei vs. Fort Wayne Bishop Luers (2A), 2001.
5A: 10 by Zach Rainey, Ben Davis vs. Fort Wayne Snider, 2002.
4A: 6 by Lance Scheib, Warren Central vs. Hobart, 1984; 6 by Nino Maggio, Hobart vs. Warren Central, 1984; 6 by Mike Moon, Goshen vs. Franklin Central, 1988.
3A: 8 by Aaron Babb, Andean vs. Indianapolis Bishop Chatard, 2002.
2A: 14 by Blake Kollker, Evansville Mater Dei vs. Fort Wayne Bishop Luers, 2001.
A: 8 by Doug Stis, Hamilton Southeastern vs. Woodlan, 1981.

MOST RECEIVING YARDS

Overall: 192 by Patrick Mallory, Evansville Mater Dei vs. Fort Wayne Bishop Luers (2A), 2001.
5A: 175 by Zach Rainey, Ben Davis vs. Fort Wayne Snider, 2002.
4A: 147 by Nick Rudolph, Goshen vs. Franklin Central, 1988.
3A: 123 by Brian Ford, Indianapolis Cathedral vs. Fort Wayne Bishop Dwenger, 1991.
2A: 192 by Patrick Mallory, Evansville Mater Dei vs. Fort Wayne Bishop Luers, 2001.
A: 156 by Josh Parker, South Decatur vs. Southwood, 1990.

LONGEST RECEPTION

Overall: 98 by Brad Hunt, West Lafayette vs. Providence (2A), 1993.
5A: 82 by Kevin Flanagan, Penn vs. Ben Davis, 1996.
4A: 90 by Nick Rudolph, Goshen vs. Franklin Central, 1988.
3A: 67 by Erik Pearce, Tipton vs. Roncalli, 1988.
2A: 98 by Brad Hunt, West Lafayette vs. Providence, 1993.
A: 71 by Josh Parker, South Decatur vs. Southwood, 1990.

MOST TOUCHDOWN RECEPTIONS

Overall: 3 by Lance Scheib, Warren Central vs. Hobart (4A), 1984.
5A: 2 by Keith Walton, Ben Davis vs. Penn, 1991; 2 by Tyler Thompson, Bloomington South vs. Lake Central, 1993; 2 by Tom Hayes, Bloomington South vs. Homestead, 1998.
4A: 3 by Lance Scheib, Warren Central vs. Hobart, 1984.
3A: 2 by Joe Begin, Carmel vs. Fort Wayne Bishop Dwenger, 1978.
2A: 2 by Mike Meyer, Jasper vs. Plymouth, 1977; 2 by Jovan Witherspoon, Fort Wayne Bishop Luers vs. Danville, 1999; 2 by Dwight Coleman, Harding vs. Tri-West Hendricks, 2003; 2 by Justin Rutherford, Tri-West Hendricks vs. Harding, 2003.
A: 2 by Andy House, Eastern Hancock vs. Jimtown, 1985; 2 by Chris Sullivan, South Putnam vs. North Judson, 1986; 2 by Josh Parker, South Decatur vs. Southwood, 1990; 2 by Mitch Clayton, Lafayette Central Catholic vs. Perry Central, 1999; 2 by Curt Garwood, Adams Central vs. Attica, 2000.

LONGEST TOUCHDOWN RECEPTION

Overall: 98 by Brad Hunt, West Lafayette vs. Providence (2A), 1993.
5A: 82 by Kevin Flanagan, Penn vs. Ben Davis, 1996.
4A: 62 by Brian Burton, Franklin Central vs. Hobart, 1990.
3A: 67 by Erik Pearce, Tipton vs. Roncalli, 1988.
2A: 98 by Brad Hunt, West Lafayette vs. Providence, 1993.
A: 71 by Josh Parker, South Decatur vs. Southwood, 1990.

MOST PUNTS

Overall: 15 by Casey Miller, Bremen vs. Sheridan (A), 1988.
5A: 7 by Joel Durnell, Fort Wayne Snider vs. Ben Davis, 2002.
4A: 9 by Jason Ahlbrand, Jasper vs. Hobart, 1987.
3A: 8 by Bart Roussel, Fort Wayne Bishop Dwenger vs. Zionsville, 1996; 8 by Patrick Zimmerman, Indianapolis Bishop Chatard vs. Andean, 2001.
2A: 7 by Al Hammons, Greenfield-Central vs. Mishawaka Marian, 1975.
A: 15 by Casey Miller, Bremen vs. Sheridan, 1988.

HIGHEST PUNTING AVERAGE

Overall: 57.0 by Grant Boone, Sheridan vs. Bremen (A), 1988.
5A: 49.0 by Trinity Hines, Ben Davis vs. Marion, 1990.
4A: 45.7 by Joe Clifford, Hobart vs. East Central, 1993.
3A: 54.0 by Nick Kidwell, Roncalli vs. Tipton, 1994.
2A: 47.0 by Kyle Lindsay, Fort Wayne Bishop Luers vs. Danville, 1999.
A: 57.0 by Grant Boone, Sheridan vs. Bremen, 1988.

LONGEST PUNT

Overall: 71 by Dave Miller, Penn vs. Bloomington South (5A), 1997.
5A: 71 by Dave Miller, Penn vs. Bloomington South, 1997.
4A: 62 by Scott Peterson, Indianapolis Cathedral vs. Concord, 1998.
3A: 69 by Blair Kiel, Columbus East vs. Hobart, 1979; 69 yards by Mike Williams, Roncalli vs. Norwell, 1999.
2A: 65 by Reginald Smith, Harding vs. Tri-West Hendricks, 2003.
A: 57 by Grant Boone, Sheridan vs. Bremen, 1988.

LONGEST PUNT RETURN

Overall: 85 by Brad Monhaut, Penn vs. Bloomington South (5A), 1997.
5A: 85 by Brad Monhaut, Penn vs. Bloomington South, 1997.
4A: 59 by Scott Roper, Hobart vs. Jasper, 1987.
3A: 77 by Dray Mason, Indianapolis Bishop Chatard vs. NorthWood, 2003.
2A: 72 by Toby Jacobs, Indianapolis Seccina vs. River Forest, 1990.
A: 55 by Nick Foreman, Adams Central vs. Attica, 2000.

LONGEST KICKOFF RETURN

Overall: 94 by Barry Ehle, Woodlan vs. Hamilton Southeastern (A), 1981; 94 by Dennis Palucki, Griffith vs. Hamilton Southeastern (4A), 1997; 94 by Cory Wise, Jimtown vs. Western Boone (2A), 1998.
5A: 50 by Cameron Smith, Ben Davis vs. Fort Wayne Snider, 1992.
4A: 94 by Dennis Palucki, Griffith vs. Hamilton Southeastern, 1997.
3A: 75 by Doug Ferry, Hammond Bishop Noll vs. Roncalli, 1989.
2A: 94 by Cory Wise, Jimtown vs. Western Boone, 1998.
A: 94 by Barry Ehle, Woodlan vs. Hamilton Southeastern, 1981.

MOST INTERCEPTIONS

Overall: 3 by Wes Kendall, Zionsville vs. Fort Wayne Bishop Dwenger (3A), 1996.
5A: 2 by Brian Bruner, Ben Davis vs. Fort Wayne Snider, 1992; 2 by Joslin Goodman, Penn vs. Evansville North, 1995; 2 by James Banks, Ben Davis vs. Valparaiso, 2001.
4A: 2 by Ryan Warren, Hobart vs. East Central, 1993; 2 by Justin Tillis, Indianapolis Cathedral vs. Goshen, 1999; 2 by David Gater, East Noble vs. Plainfield, 2000.
3A: 3 by Wes Kendall, Zionsville vs. Fort Wayne Bishop Dwenger, 1996.
2A: 2 by several players.
A: 2 by several players.

LONGEST INTERCEPTION RETURN

Overall: 90 by Matt Gerardot, Fort Wayne Bishop Luers vs. North Montgomery (2A), 1996.
5A: 58 by James Banks, Ben Davis vs. Valparaiso, 2001.
4A: 60 by Ramon Anderson, Fort Wayne Wayne vs. Franklin County, 1995.
3A: 50 by Mike Williams, Roncalli vs. Norwell, 1999.
2A: 90 by Matt Gerardot, Fort Wayne Bishop Luers vs. North Montgomery, 1996.
A: 88 by Mitch Clayton, Lafayette Central Catholic vs. Perry Central, 1999.

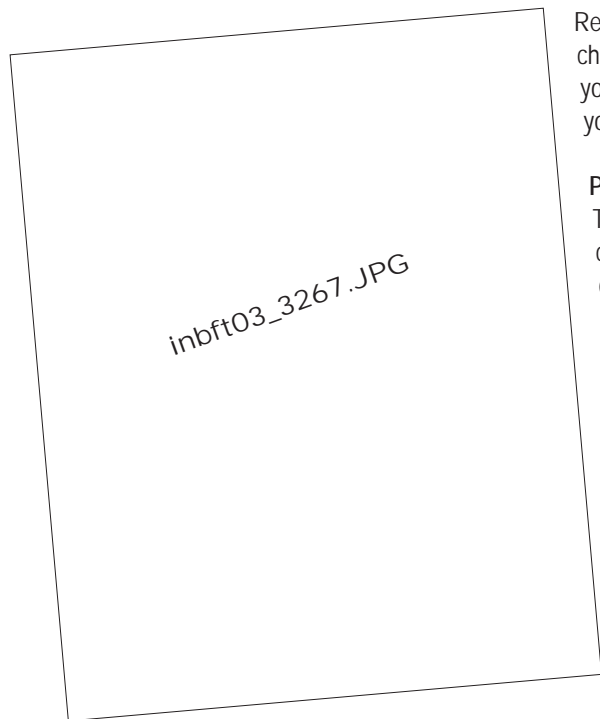
LONGEST PLAY FROM SCRIMMAGE

Overall: 98 pass, Brad Hunt from Josh Koons, West Lafayette vs. Providence (2A), 1993.
5A: 96 run by Vaughn Dunbar, Fort Wayne Snider vs. Carmel, 1986.
4A: 90 pass, Nick Rudolph from Rick Mirer, Goshen vs. Franklin Central, 1988.
3A: 80 run, Dray Mason, Indianapolis Bishop Chatard vs. NorthWood, 2003.
2A: 98 pass, Brad Hunt from Josh Koons, West Lafayette vs. Providence, 1993.
A: 75 run by Nick Barnes, Mishawaka Marian vs. Providence, 1973.

Attendance (Five game total)

Top Five Crowds		
1.	46,720	1997
2.	46,035	1994
3.	44,954	2000
4.	43,830	1993
5.	43,310	1990

IHSAA Video Library



Relive the great memories that your hometown heroes provided in their quest for a championship at the IHSAA State Finals. Whether your team won the big trophy or not, you'll want to mark the occasion with a videotape or DVD from the IHSAA that you and your family can cherish for years to come!

Perfect Gifts

They make great gifts for someone special or maybe you'd just like to see that championship game you haven't seen in years. The IHSAA Video Library is a treasure chest of Indiana high school sports history that includes not only this year's games, but many of the great state finals competitions from years gone by.

About The Collection

The collection includes championship videos in football, soccer and volleyball in the fall; basketball and wrestling in the winter; and baseball, softball and track in the spring. The boys

The IHSAA Video Library is a treasure chest of Indiana high school sports history that includes not only this year's games, but many of the great state finals competitions from years gone by.

basketball series includes most state finals games dating back to 1947, while the girls basketball tapes go back to 1976 — the first year of the tournament. The collection for the other seven sports goes back many years as well — so whether you actually competed, have a son or daughter who did or are just a fan, we may have the tape you're looking for.



IHSAA Video Library
P.O. Box 40650
Indianapolis, IN 46240-0650

Complete this order form — Make checks payable to IHSAA and mail — Please allow four weeks for delivery

Order Form

Name _____

Address _____

City _____

State _____ ZIP _____

Daytime Phone () _____

Year of Event _____ Boys Girls

Sport _____

Classification: (If Applicable)

A 2A 3A 4A 5A

Teams Competing _____

No. of VHS Tapes _____ x \$35.00 = **Total Enclosed \$** _____

No. of DVDs _____ x \$55.00 = **Total Enclosed \$** _____

This weekend's five games will be available separately on DVD or VHS. Visit the IHSAA Store at www.ihsaa.org

For Basketball Enthusiasts

Also available is *Indiana's Game*, a 1986 feature-length documentary which celebrates and traces the history of the Hoosier passion with rare game footage and interviews of Indiana's greatest basketball moments and heroes.

Visa or MasterCard Now Accepted

Visit the "IHSAA Store" at www.ihsaa.org for a complete list of available events. Videotapes are available for \$30.00 and DVDs for \$50.00 each at the IHSAA office or \$35.00 for a video or \$55.00 for DVD by mail (shipping and handling included). To pay by credit card, telephone us at 317-846-6601 (Mon.-Fri., 8am-4pm EST) and have your Visa or MasterCard ready. Or use the order blank to the left or print one from the IHSAA website and accompany it with a check or money order and mail to: IHSAA, P.O. Box 40650, Indianapolis, IN 46240-0650. Please make checks payable to the "IHSAA" and allow four weeks for delivery.