

# Lafayette Central Catholic Knights

## Class A




### Team Facts

**Town/City:** Lafayette  
**County:** Tippecanoe  
**Superintendent:** Dr. Lois Ann Meyer, S.N.D. de N.  
**Interim Principal:** Pamela Kling Peroutky  
**Athletic Director:** Michelle Sanson  
**Asst. Athletic Director:** Brenda Parker  
**Head Coach:** Tim Bordenet  
**Assistant Coach(es):** Eddie Parker, Trae Brickner, Trent Bell and Jimmy Parker  
**Nickname:** Knights  
**School Colors:** Navy Blue & White  
**Conference:** Hoosier Heartland  
**Enrollment:** 214 in four grades  
**Last Year:** Finished 24-10; lost to Tecumseh, 5-3 in state semifinals

### 2002-03 Results (27-5)

Date	Opponent	W/L	Score
4/1	at North White	W	17-7 (5)
4/4	at Covington Catholic (Ky.)	L	3-1
4/12	at Indianapolis Bishop Chatard	L	5-1
4/12	at Indianapolis Bishop Chatard	L	18-5
4/15	at Tri-Central	W	15-1 (5)
4/16	Tri-Central	W	10-4
4/21	Frontier	W	4-2
4/22	Clinton Prairie	W	10-0 (5)
4/23	at Clinton Prairie	W	11-0 (6)
4/26	at Lafayette Jefferson (DH)	W	3-2
4/26	at Lafayette Jefferson	L	8-4
4/29	at Carroll (Flora)	W	5-2
4/30	Carroll (Flora)	W	5-0
5/6	Rossville	W	7-6
5/7	at Rossville	W	12-5
5/13	at Clinton Central	W	24-1 (5)
5/14	Clinton Central	W	9-0
5/17	Fort Wayne Bishop Luers	L	4-3
5/17	Indianapolis Cardinal Ritter	W	8-7
5/21	Northwestern	W	3-1
5/23	at North Montgomery	W	9-4
5/23	at North Montgomery	W	9-8 (8)
5/24	Danville	W	2-1
5/24	Danville	W	8-5
5/26	at Crawfordsville	W	4-3 (9)
5/28	at Twin Lakes	W	4-2
5/29	at Twin Lakes	W	12-7
<b>Tri-County Sectional</b>			
6/2	Tri-County	W	4-1
6/7	Frontier	W	9-1
6/7	Carroll (Flora)	W	10-6
<b>Wapahani Regional</b>			
6/14	Daleville	W	3-2
6/14	Tri-Central	W	12-1



**First Row:** Nathan Schrader, Bobby Mosser, Brian Budny, Tim Rooze and George Duffey; **Second Row:** Ty Thompson, Henry Arth, Nathan Riggle, Nick Miranda, Evan Martin and Kyle Thompson; **Third Row:** Jimmy Parker, Coach Trent Bell, Collin Arnold, Brian Bouggy, David Rule, Head Coach Tim Bordenet, Mark Brinson, Ryan Svenstrup and Coach Eddie Parker.

### Team Roster

Lt.	Dk.	Name	B/T	Ht.	Pos.	Gr.	AB	H	R	RBI	2B	3B	HR	Avg.
2	2	Nathan Schrader	R/R	5-7	2B	9	0	0	7	0	0	0	0	.000
3	3	K. Tim Rooze	R/R	5-8	CF	11	100	33	24	14	4	0	0	.330
6	6	George Duffey	R/R	5-9	IF	10	66	18	22	8	4	0	0	.273
7	7	Kyle Thompson	L/L	5-11	OF/P	11	97	34	26	32	7	3	4	.351
9	9	Brian Bouggy	R/R	6-0	IF	12	41	10	8	8	0	0	0	.244
10	10	Bobby Mosser	R/R	5-9	SS/P	10	91	37	18	16	4	0	0	.407
12	12	Henry Arth	R/R	5-11	3B/P	11	73	31	29	17	4	0	0	.425
14	14	Mark Brinson	R/R	6-2	1B	11	6	1	1	3	0	0	1	.167
17	17	Jason Conley	R/R	6-3	OF	9	0	0	0	0	0	0	0	.000
18	18	Nathan Riggle	R/R	6-0	3B/P	11	101	36	19	31	12	2	0	.356
20	20	Ryan Svenstrup	L/L	6-0	OF/P	10	47	14	17	14	1	0	0	.298
22	22	C. Evan Martin	R/R	5-11	C	11	82	26	24	20	5	1	2	.317
24	24	Collin Arnold	R/L	6-2	OF/P	10	68	22	10	13	4	0	0	.324
25	25	Brian Budny	R/R	5-9	C	9	0	0	0	0	0	0	0	.000
26	26	Nick Miranda	R/R	5-10	C/3B	10	2	0	0	0	0	0	0	.000
28	28	David Rule	R/R	6-3	OF	12	28	7	15	5	1	1	0	.250
32	32	David Kasper	R/R	6-2	3B/P	10	1	0	0	0	0	0	0	.000
44	44	Tyler Thompson	R/R	5-11	1B	12	86	27	20	22	6	0	4	.314
<b>Totals</b>							<b>889</b>	<b>296</b>	<b>240</b>	<b>203</b>	<b>52</b>	<b>7</b>	<b>11</b>	<b>.333</b>

### Pitchers

Lt.	Dk.	Name	W-L	ERA	GS	GC	SV	IP	BF	H	R	ER	BB	SO	HB
7	7	Kyle Thompson	5-0	2.90	5	3	0	38.6	156	42	27	16	16	43	2
18	18	Nathan Riggle	10-2	1.91	11	6	1	66	270	60	41	18	14	55	1
24	24	Collin Arnold	11-3	1.27	14	10	0	83	307	66	28	15	26	87	4



Tim Bordenet  
Head Coach

### State Finals History

Appearances: 2002 (A), 2003 (A)



# Tecumseh Braves

## Class A




### Team Facts

**Town/City:** Lynnville  
**County:** Warrick  
**Superintendent:** James Martin  
**Principal:** Mike Whitten  
**Athletic Director:** Russ Neuman  
**Asst. Athletic Director:** Bill Harkness  
**Head Coach:** Ron Kahle  
**Assistant Coach(es):** Rich Lochmueller, Dave Duncan, Charlie Willett  
**Nickname:** Braves  
**School Colors:** Red, White & Blue  
**Conference:** Pocket Athletic  
**Enrollment:** 266 in four grades  
**Last Year:** Finished 20-12; lost to Fort Wayne Blackhawk Christian, 7-3, in state championship game

### 2002-03 Results (14-12)

Date	Opponent	W/L	Score
4/3	at Princeton	W	18-6
4/5	Bloomfield	W	8-6
4/7	at Castle	L	9-2
4/19	at Cannelton	W	14-1
4/21	Gibson Southern	L	3-1
4/22	at New Harmony	W	2-0
4/23	Oakland City Wood Memorial	L	8-6
4/24	at South Spencer	L	11-1
4/29	Heritage Hills	W	5-4
5/2	at North Posey	L	9-3
5/6	Boonville	W	3-1
5/10	North Knox	W	10-9
5/10	North Knox	L	5-4
5/12	at Northeast Dubois	L	12-4
5/14	at Tell City	L	1-0
5/21	Pike Central	W	1-0
5/21	Pike Central	L	10-4
5/22	North Posey	L	6-1
5/23	at Barr-Reeve	W	10-0
5/26	at Southridge	L	6-5
5/28	at Perry Central	W	11-6
5/30	Vincennes Rivet	L	7-3
<b>Cannelton Sectional</b>			
6/7	Northeast Dubois	W	8-7
6/7	Oakland City Wood Memorial	W	7-4
<b>Shawe Memorial Regional</b>			
6/14	Henryville	W	11-1
6/14	Vincennes Rivet	W	4-1



**First Row:** David Smith, Kellin Stein, Brad Meyer, Daniel Smith, Josh Roeder, Keith Smith (Manager);  
**Second Row:** Leanna Robinson (Trainer), Brandon Austin, Asst. Coach Dave Duncan, Brandi Laskowitz (Manager), Drew Sellers, Cory Julian, Tyler Rogge, Chris Adams, Andrew Hay, Asst. Coach Charlie Willett, Ross Willett, Ben Noffsinger, Coach Ron Kahle, Josh Pemberton, Jamen Elbert, Kyle Bowen, Asst. Coach Rich Lochmueller.

### Team Roster

Lt.	Dk.	Name	B/T	Ht.	Pos.	Gr.	AB	H	R	RBI	2B	3B	HR	Avg.
2	2	Tyler Rogge	R/R	5-8	C	10	0	0	4	0	0	0	0	.000
3	3	Josh Roeder	R/R	6-1	OF	12	71	26	12	14	3	1	0	.366
4	4	David Smith	R/R	6-0	OF	12	24	6	2	4	1	0	0	.250
8	8	Chris Adams	R/R	5-8	IF	10	26	2	4	0	0	0	0	.077
10	10	Cory Julian	L/L	5-11	P/OF	11	83	20	15	13	6	0	0	.241
12	12	Brad Meyer	R/R	6-1	C	12	64	22	20	10	9	0	0	.344
13	13	Daniel Smith	R/R	6-0	IF	12	7	3	3	3	0	0	0	.429
15	15	Drew Sellers	L/L	5-11	OF	11	84	39	23	28	10	0	9	.464
17	17	Brandon Austin	R/R	5-9	IF	10	0	0	0	0	0	0	0	.000
19	19	Kellin Stein	R/R	5-9	OF	12	31	8	6	8	3	0	0	.258
20	20	Josh Pemberton	R/R	6-0	IF	11	95	35	19	9	4	0	1	.368
24	24	Ben Noffsinger	R/R	6-0	IF	11	78	26	14	16	7	0	2	.333
26	26	Ross Willett	R/R	6-5	P/IF	11	9	1	1	0	0	0	0	.111
27	27	Jamen Elbert	R/R	6-3	P/IF	11	82	26	9	16	5	0	1	.317
28	28	Andrew Hay	R/R	6-0	P/IF	11	76	27	12	15	7	0	0	.355
31	31	Kyle Bowen	L/L	5-8	P/OF	9	11	1	1	1	0	0	0	.091
<b>Totals</b>							<b>745</b>	<b>242</b>	<b>147</b>	<b>137</b>	<b>55</b>	<b>1</b>	<b>13</b>	<b>.325</b>

### Pitchers


Lt.	Dk.	Name	W-L	ERA	GS	GC	SV	IP	BF	H	R	ER	BB	SO	HB
10	10	Cory Julian	7-1	1.86	11	6	1	71.3	297	41	29	19	40	112	3
26	26	Ross Willett	2-3	4.96	3	0	0	18.3	106	21	22	13	26	19	4
27	27	Jamen Elbert	2-2	4.20	4	2	0	28.3	135	30	21	17	11	19	6
28	28	Andrew Hay	3-4	4.71	6	1	2	32.7	166	43	34	22	16	34	4



Ron Kahle  
Head Coach

### State Finals History

Runner-Up: 2002 (A)  
 Appearances: 2001 (A), 2002 (A), 2003 (A)



# Riverton Parke Panthers

## Class A




### Team Facts

**Town/City:** Montezuma  
**County:** Parke  
**Superintendent:** William Schad  
**Principal:** Randy Lancaster  
**Athletic Director:** Jeff Eslinger  
**Head Coach:** Charlie Martin  
**Assistant Coach(es):** Billy Rayborn, Rich Bovair  
**Nickname:** Panthers  
**School Colors:** Navy & Burgundy  
**Conference:** Wabash River  
**Enrollment:** 307 in four grades  
**Last Year:** Finished 22-7; lost to Indianapolis Lutheran, 7-4, in Edinburgh Regional semifinals

### 2002-03 Results (29-4)

Date	Opponent	W/L	Score
4/5	at Shakamak	W	8-0
4/7	Fountain Central	W	6-5
4/8	at Fountain Central	W	11-1
4/11	North Vermillion	W	19-3
4/12	Turkey Run	W	19-3
4/14	at Terre Haute North	L	6-2
4/19	Seeger	W	11-5
4/19	Seeger	W	18-14
4/22	at Rockville	W	13-0
4/26	at Covington	W	5-0
4/26	at Covington	W	5-4
4/29	at Chrisman (Ill.)	W	13-10
4/30	at Terre Haute South	L	11-7
5/2	South Putnam	W	11-7
5/3	at Covenant Christian	W	21-0
5/7	North Vermillion	W	24-2
5/9	at North Central (Farmersburg)	W	11-1
5/12	Clay City	W	20-6
5/13	at South Vermillion	W	10-0
5/13	at South Vermillion	W	22-9
5/14	Rockville	W	8-3
5/17	Attica	W	12-0
5/17	Attica	W	16-3
5/20	North Putnam	W	3-1
5/22	Turkey Run	W	21-2
5/24	at Southwood	L	14-1
5/24	at Southwood	W	15-2
5/27	at West Vigo	L	3-2
<b>Riverton Parke Sectional</b>			
6/2	North Vermillion	W	13-3
6/5	Rockville	W	11-2
6/6	Attica	W	15-1
<b>Edinburgh Regional</b>			
6/14	Oldenburg Academy	W	17-1
6/16	Shakamak	W	6-1




**First Row:** Sean Leitgabel, Casey Landes, Ryne Rewers, Ben Cottom, Cory Hutchins; **Second Row:** Michael Organ, Wes Adams, Lee Brenton, Cody Landes, Scott Pfister, Chase Hiland; **Third Row:** Michael Johnson, Caleb Jenkins, Tyler Morgan, Bryce Kessinger, Coach Charlie Martin; **Not Pictured:** Assistant Coach Rich Bovair and JV Coach Billy Rayborn.

### Team Roster

Lt.	Dk.	Name	B/T	Ht.	Pos.	Gr.	AB	H	R	RBI	2B	3B	HR	Avg.
1	1	Sean Leitgabel	R/R	5-5	OF	10	79	35	35	18	4	0	3	.440
2	22	Ben Cottom	R/R	5-10	2B	11	113	50	49	32	7	1	4	.440
3	3	Cody Landes	R/R	6-0	SS	12	83	45	30	25	2	0	5	.540
4	15	Casey Landes	R/R	5-10	INF	10	17	3	3	3	0	0	0	.180
5	5	Lee Brenton	R/R	6-0	C	11	93	32	27	26	6	0	6	.340
8	8	Bryce Kessinger	R/R	6-2	1B	12	97	45	43	42	9	1	11	.460
9	9	Michael Organ	R/R	6-0	P/3B	11	88	33	41	32	6	1	6	.380
11	11	Michael Johnson	R/R	6-1	P/OF	11	103	50	39	44	13	1	7	.490
14	14	Caleb Jenkins	R/R	6-3	P	11	44	16	16	20	2	0	6	.364
17	17	Scott Pfister	R/R	6-0	OF	12	26	9	12	8	0	0	2	.350
20	12	Cory Hutchins	R/R	5-6	C	12	16	2	13	5	1	0	0	.130
23	23	Ryne Rewers	R/R	5-9	INF	11	15	3	4	1	0	0	0	.200
24	24	Wes Adams	R/R	5-11	P/OF	11	82	26	34	18	10	0	0	.320
27	6	Tyler Morgan	R/R	6-3	P/OF	9	95	42	42	39	8	0	9	.440
39	39	Chase Hiland	R/R	6-0	INF	12	26	11	8	10	3	0	0	.420
<b>Totals</b>							<b>977</b>	<b>402</b>	<b>396</b>	<b>323</b>	<b>72</b>	<b>4</b>	<b>59</b>	<b>.410</b>

### Pitchers


Lt.	Dk.	Name	W-L	ERA	GS	GC	SV	IP	BF	H	R	ER	BB	SO	HB
9	9	Michael Organ	6-0	2.96	6	2	1	45	184	39	22	19	12	36	2
14	14	Caleb Jenkins	9-2	2.31	12	5	1	66.7	294	42	31	22	39	96	1
24	24	Wes Adams	6-0	2.46	7	2	0	31.3	143	28	14	11	15	29	2
27	6	Tyler Morgan	5-2	4.82	6	0	1	33.3	166	32	31	23	26	31	3



Charlie Martin  
Head Coach

### State Finals History

Appearances: 2000 (A), 2003 (A)



# Southwood Knights

## Class A




### Team Facts

**Town/City:** Wabash  
**County:** Wabash  
**Superintendent:** Dr. Damon Peigh  
**Principal:** Thomas W. Mitchell  
**Athletic Director:** Tom Finicle  
**Head Coach:** Kevin Yenna  
**Assistant Coach(es):** Matt Denney, Jeff Butcher, Rob Irgang  
**Nickname:** Knights  
**School Colors:** Red, Gray & Black  
**Conference:** Three Rivers  
**Enrollment:** 359 in four grades  
**Last Year:** Finished 12-15; lost to LaCrosse, 3-2, in South Central (Union Mills) Regional semifinals

### 2002-03 Results (23-5)

Date	Opponent	W/L	Score
4/15	Norwell	W	12-0
4/16	Blackford	L	9-3
4/19	at Peru	W	13-0
4/19	at Peru	W	10-5
4/21	Madison-Grant	W	6-2
4/22	Wabash	W	6-5
4/24	at Cass	W	7-1
4/26	at Wabash	L	5-3
4/26	at Manchester	W	16-3
4/28	at Maconaquah	W	11-6
4/29	Caston	W	9-4
5/05	Eastern (Greentown)	W	12-2
5/12	Oak Hill	W	12-0
5/14	Tippecanoe Valley	W	8-1
5/16	Whitko	W	7-2
5/17	at Eastbrook	L	13-5
5/19	at Northfield	W	8-2
5/21	at North Miami	W	3-0
5/23	at Rochester	W	6-4
5/24	Riverton Parke	W	14-1
5/24	Riverton Parke	L	15-2
5/26	at Manchester	W	3-0
5/28	Fort Wayne Bishop Luers	W	7-5
5/29	at Mississinewa	L	7-3
<b>Culver Community Sectional</b>			
6/5	Caston	W	1-0
6/7	Pioneer	W	4-2
<b>South Central (Union Mills) Regional</b>			
6/14	FW Blackhawk Christian	W	1-0
6/14	Kouts	W	8-3




**First Row:** Josh Butcher, Trevor Yenna, Parker Siddall, Colby Halderman, Ryan Warren, Nick Ehret; **Second Row:** Head Coach Kevin Yenna, Kristi Butcher (Student Manager), Assistant Coach Jeff Butcher, Jake Dials, Bret Hoffman, Nate Holley, Todd Dale, Mike Ziner, Zach Dials, Bryant Paul, Assistant Coach Matt Denney.

### Team Roster

Lt.	Dk.	Name	B/T	Ht.	Pos.	Gr.	AB	H	R	RBI	2B	3B	HR	Avg.
2	2	Ryan Warren	R/R	5-7	2B	12	64	16	12	16	1	0	4	.250
4	17	Bret Hoffman	R/R	6-0	3B	11	14	4	5	1	0	0	0	.286
5	5	Michael Ziner	L/L	5-11	1B	12	82	29	19	31	6	0	7	.354
7	7	Todd Dale	R/R	6-1	P/SS	12	83	28	24	21	8	0	5	.337
8	8	Trevor Yenna	L/R	5-11	OF	11	42	8	6	7	1	0	0	.190
8	8	Jake Dials	R/R	6-2	P/OF	10	0	0	1	0	0	0	0	.000
11	11	Zach Dials	R/R	6-1	P/SS	12	90	29	26	24	5	1	6	.322
14	14	Tyler Masterson	R/R	5-11	2B	11	11	0	1	0	0	0	0	.000
15	15	Josh Butcher	R/R	5-10	1B	11	7	0	0	0	0	0	0	.000
20	20	Colby Halderman	R/R	5-9	OF	12	89	21	28	8	4	0	0	.236
24	24	Nick Ehret	R/R	5-9	3B	12	56	14	18	10	1	0	1	.250
33	33	Nate Holley	L/R	6-5	P/OF	12	67	23	12	7	2	0	0	.343
39	39	Bryant Paul	R/R	6-0	C	12	87	40	35	36	7	0	11	.460
42	42	Parker Siddall	R/R	5-10	OF	11	9	2	1	0	0	0	0	.222
<b>Totals</b>							<b>792</b>	<b>227</b>	<b>201</b>	<b>169</b>	<b>78</b>	<b>1</b>	<b>34</b>	<b>.287</b>

### Pitchers

Lt.	Dk.	Name	W-L	ERA	GS	GC	SV	IP	BF	H	R	ER	BB	SO	HB
7	7	Todd Dale	8-0	1.67	8	7	0	46.2	164	40	15	11	17	41	3
11	11	Zach Dials	8-1	1.22	9	9	1	63.2	183	36	18	11	21	89	2
33	33	Nate Holley	2-2	5.13	4	3	0	15	44	21	16	11	2	9	0
39	39	Bryant Paul	2-1	2.66	3	3	1	23.2	67	21	14	9	6	27	0



Kevin Yenna  
Head Coach

State Finals History  
First Appearance



# Triton Central Tigers

## Class 2A




### Team Facts

**Town/City:** Fairland  
**County:** Shelby  
**Superintendent:** Dr. Larry Moore  
**Principal:** Scott Syverson  
**Athletic Director:** Jim Brown  
**Head Coach:** Rob Robertson  
**Assistant Coach(es):** Nick Roudebush, Brad Streeval  
**Nickname:** Tigers  
**School Colors:** Kelly Green & White  
**Conference:** Mid-Hoosier  
**Enrollment:** 471 in four grades  
**Last Year:** Finished 11-8; lost to Union County, 5-1, in first round of Eastern Hancock Sectional

### 2002-03 Results (24-2)

Date	Opponent	W/L	Score
4/11	at Knightstown	W	18-3
4/14	Oldenburg	W	6-0
4/15	Heritage Christian	W	13-3
4/21	at Morristown	W	17-5
4/23	at Southwestern (Shelbyville)	W	22-0
4/29	at Edinburg	W	10-1
5/3	Indpls. Scecina	W	7-3
5/3	Indpls. Scecina	W	13-6
5/5	North Decatur	W	7-1
5/6	South Decatur	W	15-0
5/7	Eastern Hancock	W	10-0
5/12	Waldron	W	18-0
5/14	Indian Creek	W	4-0
5/15	Morristown	W	16-2
5/17	vs. Westfield	W	6-1
5/19	Greenwood	W	2-1
5/21	New Palestine	L	7-0
5/22	at Waldron	W	18-3
5/23	at Mt. Vernon (Fortville)	W	2-1
5/27	Hauser	W	7-6
5/29	Beech Grove	L	10-2
<b>Eastern Hancock Sectional</b>			
6/3	North Decatur	W	6-3
6/7	Batesville	W	6-3
6/7	Knightstown	W	4-0
<b>Cascade Regional</b>			
6/14	Speedway	W	12-4
6/14	Tri-West Hendricks	W	1-0



First Row: James Green, John Craig, David Early, Randy Wittman, Brad Grant; Second Row: Head Coach Rob Robertson, Nick Roberts, Kyle McCarty, Andy Starrett, Jay Broughton, Brandon Roberts, Jarrett Mahurin.

### Team Roster

Lt.	Dk.	Name	B/T	Ht.	Pos.	Gr.	AB	H	R	RBI	2B	3B	HR	Avg.
2	2	John Craig	R/R	5-10	LF	11	55	7	10	11	1	0	0	.146
4	4	Randy Wittman	R/R	5-10	SS/P	12	113	36	23	22	4	1	2	.468
5	5	Brandon Roberts	R/R	6-0	LF/P	12	122	36	32	28	9	2	4	.419
7	7	Jarrett Mahurin	R/R	5-9	2B	11	121	34	30	21	5	1	3	.391
9	9	James Green	R/R	5-10	C	11	105	29	24	16	8	1	0	.382
10	10	Jay Broughton	R/R	6-1	SS/P	10	88	25	19	22	10	1	5	.397
13	13	Nick Roberts	R/R	5-11	RF	11	51	10	11	6	0	0	1	.243
18	18	Ross Stackhouse	R/R	5-9	2B	10	2	1	2	0	1	0	0	.500
24	24	Brad Grant	B/R	5-9	CF	11	119	35	36	27	3	9	0	.417
25	25	Kyle McCarty	R/R	6-0	1B	11	83	24	16	18	2	0	1	.407
34	34	David Early	B/R	5-10	3B/P	10	105	28	29	20	5	1	1	.364
36	36	Brandon Thomas	R/R	6-0	CF	10	0	0	2	0	0	0	0	.000
44	44	Andy Sterrett	R/R	6-3	RF/P	11	28	7	8	5	1	0	0	.333
<b>Totals</b>							<b>992</b>	<b>272</b>	<b>242</b>	<b>196</b>	<b>49</b>	<b>16</b>	<b>17</b>	<b>.274</b>

### Pitchers

Lt.	Dk.	Name	W-L	ERA	GS	GC	SV	IP	BF	H	R	ER	BB	SO	HB
4	4	Wittman, Randy	1-0	2.50	2	0	1	14	—	—	—	5	—	11	—
5	5	Roberts, Brandon	4-0	5.25	4	3	0	20	—	—	—	15	—	24	—
10	10	Broughton, Jay	9-1	0.91	9	6	1	69	—	—	—	9	—	116	—
34	34	Early, David	8-1	1.35	8	8	4	62	—	—	—	12	—	98	—
44	44	Sterrett, Andy	2-0	2.33	2	2	0	12	—	—	—	4	—	8	—



Rob Robertson  
Head Coach

### State Finals History

First Appearance



# Lawrenceburg Tigers

## Class 2A




### Team Facts

**Town/City:** Lawrenceburg  
**County:** Dearborn  
**Superintendent:** Todd Rudnick  
**Principal:** Tony Dietrich  
**Athletic Director:** Glenn Crocker  
**Head Coach:** Joe Vogelgesang  
**Assistant Coach(es):** Devon Marine, Ryan Knigga  
**Nickname:** Tigers  
**School Colors:** Orange & Black  
**Conference:** Eastern Indiana Athletic  
**Enrollment:** 420 in four grades  
**Last Year:** Finished 15-10; lost to Switzerland County, 8-4, in first round of South Ripley Sectional

### 2002-03 Results (16-14)

Date	Opponent	W/L	Score
4/1	at Harrison (Ohio)	L	13-1
4/7	at Rising Sun	W	7-3
4/12	at Switzerland County	W	12-3
4/12	at Switzerland County	W	16-5
4/14	at Milan	W	15-0
4/18	at Jac-Cen-Del	L	6-1
4/21	East Central	L	3-2
4/22	North Decatur	L	5-4
4/24	at Franklin County	L	11-1
4/26	Hauser	W	1-0
4/26	Hauser	L	3-2
4/29	at Batesville	L	9-5
4/30	at Union County	W	10-9
5/8	Marion (Ohio)	L	3-2
5/15	at East Central	L	4-3
5/19	Franklin County	W	3-2
5/21	at Columbus East	L	4-1
5/22	Batesville	W	5-2
5/23	Jennings County	L	7-5
5/24	at South Ripley	W	9-4
5/24	at South Ripley	W	18-2
5/27	Greensburg	L	1-0
5/27	Greensburg	L	4-1
5/29	South Dearborn	L	4-1
5/29	South Dearborn	W	5-0
<b>South Ripley Sectional</b>			
6/2	Austin	W	8-2
6/7	South Ripley	W	9-6
6/7	Brownstown Central	W	9-2
<b>Southridge Regional</b>			
6/14	South Spencer	W	3-2
6/14	Evansville Mater Dei	W	2-0



**First Row:** Matt Richardson, Josh Phillips, Brandon Givan, Ben Lehn, Matt Patrick, Mike Miller, Donald Fahey, Ryan Clark, Jerad Yelland; **Second Row:** Asst. Coach Devon Marine, Asst. Coach Ryan Knigga, Jaron Widener, Scott Schnebelt, Jared Harrell, Jim Knue, Chris Hons, Matt Seymour, Andrew Stoneking, Head Coach Joe Vogelgesang.

### Team Roster

Lt.	Dk.	Name	B/T	Ht.	Pos.	Gr.	AB	H	R	RBI	2B	3B	HR	Avg.
1	1	Brandon Givan	R/R	5-5	INF	11	21	4	1	1	0	0	0	.190
2	2	Donald Fahey	R/R	5-10	OF	11	28	4	8	3	0	0	0	.143
3	3	Ryan Clark	R/L	5-10	OF/P	10	44	10	14	4	3	0	1	.227
7	7	Ben Lehn	R/R	5-10	1B	12	41	5	6	8	1	0	0	.122
8	8	Josh Phillips	R/R	5-8	OF	11	76	21	15	17	3	0	1	.276
10	10	Jerad Yelland	R/R	5-8	SS	12	84	22	17	16	1	0	0	.262
11	11	Jaron Widener	R/R	6-1	2B	10	78	16	13	14	5	0	3	.205
12	12	Chris Hons	R/R	6-2	OF	12	57	14	13	2	3	0	0	.247
13	13	Matt Patrick	L/R	6-0	C	12	46	8	10	3	1	0	0	.174
14	14	Jared Harrell	R/R	6-0	3B/P	11	82	21	16	14	2	0	1	.256
15	15	Andrew Stoneking	R/R	6-3	1B	10	15	1	2	1	0	0	0	.067
16	16	Matt Richardson	R/R	5-11	INF	9	55	19	15	8	2	0	0	.345
17	17	Jim Knue	R/R	6-1	3B/P	11	85	20	17	25	3	2	6	.235
19	19	Mike Miller	L/L	5-10	1B/P	9	4	0	1	0	0	0	0	.250
21	21	Scott Schnebelt	R/R	6-2	OF	12	56	16	13	7	2	0	1	.286
24	24	Matt Seymour	R/R	5-10	OF/P	10	6	0	0	0	0	0	0	.000
<b>Totals</b>							<b>778</b>	<b>182</b>	<b>160</b>	<b>123</b>	<b>26</b>	<b>2</b>	<b>13</b>	<b>.234</b>

### Pitchers

Lt.	Dk.	Name	W-L	ERA	GS	GC	SV	IP	BF	H	R	ER	BB	SO	HB
3	3	Ryan Clark	2-5	5.09	7	—	1	33	—	41	31	24	33	39	0
14	14	Jared Harrell	7-5	1.50	12	—	2	74.67	—	57	34	16	33	103	6
17	17	Jim Knue	3-1	1.78	5	—	0	43.33	—	16	20	11	43	50	3
19	19	Mike Miller	3-1	1.75	3	—	0	24	—	26	15	6	5	23	0
24	24	Matt Seymour	0-0	1.31	0	—	0	10.67	—	8	3	2	2	8	0



Joe Vogelgesang  
Head Coach

State Finals History  
First Appearance



# Frankton Eagles

## Class 2A




### Team Facts

**Town/City:** Frankton  
**County:** Madison  
**Superintendent:** Ned Speicher  
**Principal:** William Morton  
**Athletic Director:** Jerry Hoss  
**Head Coach:** Brad Buckingham  
**Assistant Coach(es):** David Gilbert, Mike Lacey  
**Nickname:** Eagles  
**School Colors:** Red & White  
**Conference:** Central Indiana / White River  
**Enrollment:** 399 in four grades  
**Last Year:** Lost to Madison-Grant, 8-2, in Eastbrook Sectional championship game

### 2002-03 Results (21-8-1)

Date	Opponent	W/L	Score
4/1	Taylor	L	11-0
4/2	at Shenandoah	T	4-4
4/12	Delta	L	4-2
4/12	Delta	W	6-2
4/15	vs. Anderson	L	12-0
4/17	vs. Alexandria	L	3-2
4/19	vs. Elwood	W	8-3
4/21	at Pendleton Heights	L	8-2
4/22	Hamilton Heights	L	9-3
4/29	Eastbrook	W	2-0
4/30	at Daleville	W	11-8
5/6	at Madison-Grant	W	4-2 (11)
5/8	at Blackford	W	1-0
5/12	Muncie Burris	W	20-7
5/13	Mississinewa	W	6-5
5/15	Wabash	W	14-1
5/19	Eastern Hancock	W	1-0
5/20	at Elwood	W	4-0
5/22	Alexandria	W	4-2
5/24	Wes-Del	W	16-1
5/24	Wes-Del	W	13-3
5/27	Anderson Highland	W	3-2 (9)
5/27	Anderson Highland	L	8-2
5/28	Cowan	W	16-6
5/29	Marion	L	12-2
<b>Frankton Sectional</b>			
6/2	Mississinewa	W	5-0
6/7	Eastbrook	W	2-1
6/7	Oak Hill	W	6-0
<b>Eastbrook Regional</b>			
6/14	Taylor	W	6-0
6/14	Churubusco	W	5-2



**First Row:** Zach Konkle, Ryan Kennedy, Billy Grinstead, Nate McKeon; **Second Row:** Zach Cress, Billy Salazar, Ryan McClintick, David Revolinski, Josh Detrick; **Third Row:** Joe McPhearson, Shane Linville, Head Coach Brad Buckingham, Asst. Coach David Gilbert, Asst. Coach Mike Lacey, Luke Etchison.

### Team Roster

Lt.	Dk.	Name	B/T	Ht.	Pos.	Gr.	AB	H	R	RBI	2B	3B	HR	Avg.
1	1	Billy Grinstead	--	5-10	2B/SS	11	84	25	20	8	2	2	0	.298
6	6	Ryan McClintick	--	6-2	OF	11	23	6	3	1	0	0	0	.261
7	7	Zach Konkle	--	5-11	OF/P	12	62	15	17	13	1	1	1	.242
8	8	Ryan Kennedy	--	5-11	OF	12	20	3	4	0	0	1	0	.150
9	9	Shane Linville	--	5-11	OF/P	12	77	17	16	7	2	0	0	.221
11	11	Josh Detrick	--	6-0	2B/SS/P	12	74	15	19	12	4	1	0	.203
13	13	Zach Cress	--	6-2	3B	12	61	15	8	11	7	0	0	.246
14	14	Billy Whitworth	--	6-0	3B/C	10	11	1	1	2	1	0	0	.091
16	16	Lucas Etchison	--	6-7	P/OF/1B	9	56	16	13	10	4	0	0	.286
19	19	David Revolinski	--	6-3	1B/OF	10	17	5	5	4	1	1	0	.294
20	20	Joe McPhearson	--	6-5	1B/P	11	79	13	9	15	2	0	0	.165
23	23	Billy Salazar	--	6-2	SS/P/OF	12	86	32	30	17	11	2	2	.372
32	32	Nate McKeon	--	5-11	C	11	92	37	21	32	9	5	2	.402
<b>Totals</b>							<b>770</b>	<b>207</b>	<b>170</b>	<b>133</b>	<b>45</b>	<b>13</b>	<b>5</b>	<b>.269</b>

### Pitchers

Lt.	Dk.	Name	W-L	ERA	GS	GC	SV	IP	BF	H	R	ER	BB	SO	HB
7	7	Zach Konkle	1-0	14.09	--	--	0	7.2	--	13	12	12	7	10	2
9	9	Shane Linville	2-1	5.31	--	--	0	20.1	--	8	13	12	15	31	2
11	11	Josh Detrick	6-3	4.24	--	--	0	63.2	--	73	35	30	21	31	8
16	16	Lucas Etchison	2-1	8.75	--	--	0	23.2	--	20	28	23	22	29	6
20	20	Joe McPhearson	1-0	1.42	--	--	1	6.1	--	5	1	1	3	7	0
23	23	Billy Salazar	9-3	1.44	--	--	0	81.1	--	53	28	13	29	132	4



**Brad Buckingham**  
Head Coach

State Finals History  
First Appearance





# Glenn Falcons

## Class 2A




### Team Facts

**Town/City:** Walkerton  
**County:** St. Joseph  
**Superintendent:** Dave McKee  
**Principal:** Dolores Mueller  
**Athletic Director:** Damon Groves  
**Head Coach:** John Nadolny  
**Assistant Coach(es):** Dale Crouse, Scott Halsey, Joe Gambill  
**Nickname:** Falcons  
**School Colors:** Black, White & Red  
**Conference:** Northern State  
**Enrollment:** 575 in four grades  
**Last Year:** Finished 26-7; lost to eventual state champion Manchester, 4-2, in Jimtown Regional championship game

### 2002-03 Results (30-3)

Date	Opponent	W/L	Score
4/5	Caston	W	10-0
4/5	Caston	W	14-0
4/8	South Bend Washington	W	1-0
4/10	Fairfield	W	3-0
4/11	at South Bend Adams	W	5-3
4/12	Rochester	W	5-0
4/12	Rochester	W	6-1
4/16	South Central	W	3-0
4/17	at Argos	W	14-2
4/19	at Mishawaka	W	1-0
4/19	at Mishawaka	L	5-4
4/20	LaVille	W	13-4
4/23	at Jimtown	W	25-0
4/25	Culver Community	W	4-0
4/28	at New Prairie	W	8-3
5/2	Bremen	W	3-1
5/5	Triton	W	7-5
5/8	at Knox	L	2-1
5/9	Jimtown	W	5-0
5/12	at Culver Community	W	11-0
5/13	at Culver Military	W	6-5
5/15	New Prairie	W	5-1
5/16	Knox	W	2-0
5/19	at Bremen	W	11-4
5/21	at Triton	W	11-1
5/22	at North Judson	W	17-6
5/23	at Plymouth	L	6-4
5/28	vs. LaVille	W	3-0
<b>Jimtown Sectional</b>			
6/2	Bremen	W	3-0
6/5	LaVille	W	4-0
6/7	Triton	W	4-0
<b>Jimtown Regional</b>			
6/14	Wabash	W	8-2
6/14	Fairfield	W	6-3



**First Row:** Chris Walls, Phil Beasley, Doug Buysse, Andy Groves, Dan Schmidt, Preston Krause, Pat Crone, Jim Beasley, Ronnie Clemons, Korey Pulluaim; **Second Row:** Coach Dale Crouse, Coach John Nadolny, Andy Price, Chris Horvath, Adam Piotrowicz, Brandon Schmeltz, Josh O'Hara, Miles Bolze, Kyle Hockett, Jim Stull, Bill Snyder, Eric Reese, Coach Scott Halsey, Coach Joe Gambill, Manager Sara Slagle, Taylor Williams.

### Team Roster

Lt.	Dk.	Name	B/T	Ht.	Pos.	Gr.	AB	H	R	RBI	2B	3B	HR	Avg.
1	1	Josh O'Hara	R/R	5-10	OF	10	0	0	0	0	0	0	0	.000
2	2	Jim Stull	R/R	5-8	OF	11	1	0	5	0	0	0	0	.000
3	3	Korey Pulluaim	L/L	5-10	OF	11	113	46	37	23	9	3	1	.407
4	4	Adam Piotrowicz	R/R	6-1	C	11	91	21	14	9	2	0	0	.231
5	5	Brandon Schmeltz	R/R	6-2	IF	10	0	0	0	0	0	0	0	.000
6	6	Preston Krause	R/R	5-10	IF	12	105	43	26	31	15	2	4	.409
7	7	Bill Snyder	R/R	6-1	IF	11	1	0	1	0	0	0	0	.000
8	8	Phil Beasley	R/R	5-10	IF	10	53	9	18	5	3	0	0	.170
9	9	Eric Reese	R/R	5-10	IF	11	83	23	12	14	2	0	0	.277
10	10	Pat Crone	R/R	6-0	OF	12	85	30	27	21	2	0	0	.353
11	11	Dan Schmidt	R/R	5-9	OF	12	18	3	1	2	0	0	0	.167
12	12	Jim Beasley	R/R	6-3	P	12	3	0	0	0	0	0	0	.000
13	13	Kyle Hockett	R/R	5-9	C	11	1	0	1	0	0	0	0	.000
14	14	Andy Groves	R/R	6-3	P/IF	12	98	32	26	38	12	0	3	.327
16	16	Miles Bolze	R/R	5-8	IF/P	9	1	0	1	0	0	0	0	.000
19	19	Chris Walls	R/R	6-0	IF/P	10	0	0	0	0	0	0	0	.000
20	20	Chris Horvath	L/L	6-0	P/IF	11	96	34	15	25	7	0	1	.354
21	21	Doug Buysse	R/R	5-10	C	10	32	9	5	6	1	0	0	.281
22	22	Andy Price	R/R	5-11	OF	11	0	0	2	0	0	0	0	.000
23	23	Ronnie Clemons	L/L	5-7	P/OF	10	81	24	24	23	5	0	1	.296
<b>Totals</b>							<b>873</b>	<b>276</b>	<b>218</b>	<b>199</b>	<b>58</b>	<b>5</b>	<b>10</b>	<b>.316</b>

### Pitchers

Lt.	Dk.	Name	W-L	ERA	GS	GC	SV	IP	BF	H	R	ER	BB	SO	HB
9	9	Eric Reese	0-0	0.00	0	0	0	3	12	1	0	0	2	6	0
12	12	Jim Beasley	11-2	1.41	13	8	1	74.3	285	49	23	15	15	84	1
14	14	Andy Groves	15-1	0.78	15	13	5	107.6	410	54	17	13	22	186	7
20	20	Chris Horvath	2-0	1.20	3	1	0	23.3	106	25	8	4	12	19	0
23	23	Ronnie Clemons	2-0	1.99	2	0	0	7	37	3	4	2	9	12	1



**John Nadolny**  
Head Coach

### State Finals History

First Appearance





# New Palestine Dragons

## Class 3A




### Team Facts

**Town/City:** New Palestine  
**County:** Hancock  
**Superintendent:** Dr. Randy Greene  
**Principal:** Ed Freije  
**Athletic Director:** Mike Huey  
**Head Coach:** Al Cooper  
**Assistant Coach(es):** Shawn Lyons, Tim Zellers, Mike Zeilinga, Nathan Johnson  
**Nickname:** Dragons  
**School Colors:** Red, White & Black  
**Conference:** Hoosier Heritage  
**Enrollment:** 825 in four grades  
**Last Year:** Finished 16-11; lost to Indpls. Bishop Chatard, 14-5, in first round of Roncalli Sectional

### 2002-03 Results (26-6)

Date	Opponent	W/L	Score
4/8	at Greenwood	W	15-1 (5)
4/9	at Greenfield-Central	W	10-7
4/10	Knightstown	W	1-0
4/15	Yorktown	W	7-1
4/18	Delta	W	8-2
4/22	Warren Central	W	4-2
4/23	at Shelbyville	W	5-1
4/24	at New Castle	W	4-2
4/26	vs. Whiteland	W	11-0 (5)
4/26	vs. Greenfield-Central	W	4-1
4/30	Indianapolis Cathedral	L	9-5
5/2	Speedway	W	11-1 (5)
5/5	at Westfield	L	4-2
5/6	North Central (Indpls.)	L	14-7
5/8	Mt. Vernon (Fortville)	W	6-4
5/13	Indianapolis Arlington	W	11-0 (5)
5/15	at Pendleton Heights	L	4-3 (10)
5/16	Beech Grove	W	14-4 (5)
5/17	Zionsville	L	5-2
5/17	Zionsville	W	1-0
5/19	at Lawrence North	L	4-3 (9)
5/20	at Morristown	W	17-0 (5)
5/21	at Triton Central	W	7-0
5/22	Whiteland	W	4-2
5/27	at Perry Meridian	W	6-3
5/29	at Rushville	W	6-2
5/29	at Rushville	W	21-6 (5)
5/29	at Eastern Hancock	W	9-0
<b>New Palestine Sectional</b>			
6/6	Indpls. Bishop Chatard	W	4-3
6/7	Roncalli	W	3-2
<b>Pendleton Heights Regional</b>			
6/14	Greensburg	W	10-4
6/14	Pendleton Heights	W	7-5



**First Row:** Jake Lee, Craig Smith, Jimmy Parks, Matt Kivett, Michael Zeilinga, Matt Hayden (Manager), Jeff Davis, Joey Hercamp; **Second Row:** Justin Pribble, Ben Mitchum, Chad Bruce, Mike Horan, Dustin Eck, Chris Cole, Andrew Clark, Head Coach Allen Cooper; **Third Row:** Asst. Coach Shawn Lyons, Asst. Coach Tim Zellers, Andy Zellers, Asst. Coach Mike Zeilinga.

### Team Roster

Lt.	Dk.	Name	B/T	Ht.	Pos.	Gr.	AB	H	R	RBI	2B	3B	HR	Avg.
1	1	Michael Zeilinga	R/R	5-11	OF	11	19	6	7	5	2	0	0	.316
3	3	Jimmy Parks	R/R	5-6	IF	12	92	26	16	15	4	0	0	.283
4	4	Chad Bruce	R/R	6-1	OF	10	79	26	13	16	2	0	0	.329
5	5	Dustin Eck	L/L	6-2	IF/P	12	26	6	4	3	3	0	0	.231
6	6	Justin Pribble	R/R	5-10	OF/P	10	25	4	7	3	2	0	0	.160
7	7	Craig Smith	R/R	5-10	P/DH	11	95	36	26	25	10	1	0	.379
8	8	Matt Kivett	R/R	5-8	IF	12	88	31	18	15	3	1	0	.352
9	9	Joey Hercamp	R/R	6-1	OF	12	77	20	15	15	2	0	0	.260
12	12	Jake Lee	R/R	5-9	C	9	49	15	13	5	0	0	0	.306
13	13	Ben Mitchum	R/R	5-9	C	12	34	10	10	8	3	0	0	.294
14	14	Andrew Clark	L/L	6-2	IF/P	9	103	38	30	31	4	0	4	.369
15	15	Jeff Davis	R/L	5-9	IF	11	1	1	0	0	0	0	0	1.000
16	16	Michael Horan	R/R	6-0	OF/P	11	3	0	0	1	0	0	0	.000
17	17	Chris Cole	R/R	6-1	OF	12	103	35	32	21	5	3	0	.340
18	18	Andy Zellers	R/R	6-3	IF	12	107	45	38	25	7	2	5	.421
<b>Totals</b>							<b>901</b>	<b>299</b>	<b>229</b>	<b>188</b>	<b>47</b>	<b>7</b>	<b>9</b>	<b>.332</b>

### Pitchers

Lt.	Dk.	Name	W-L	ERA	GS	GC	SV	IP	BF	H	R	ER	BB	SO	HB
5	5	Dustin Eck	5-4	1.76	9	4	1	59.2	231	57	23	15	16	58	1
6	6	Justin Pribble	6-0	3.41	5	3	1	37	155	44	20	18	8	34	4
7	7	Craig Smith	4-0	0.28	4	2	0	25	86	15	2	1	7	32	1
14	14	Andrew Clark	9-0	2.19	10	8	2	67	227	43	26	21	41	87	3
17	17	Chris Cole	2-2	4.25	4	3	0	29.2	121	33	22	18	14	34	1



Al Cooper  
Head Coach

State Finals History  
First Appearance



# Jasper Wildcats

## Class 3A




### Team Facts

**Town/City:** Jasper  
**County:** Dubois  
**Superintendent:** Dr. Larry Riggs  
**Principal:** Jerald Roberts  
**Athletic Director:** Dennis Lewis  
**Head Coach:** Terry Gobert  
**Assistant Coach(es):** Jason Ahlbrand, Andy Noblitt, Blake Krueger, Alex Simmers  
**Nickname:** Wildcats  
**School Colors:** Black & Gold  
**Conference:** Big 8  
**Enrollment:** 1,060 in four grades  
**Last Year:** Finished 22-8; lost to eventual state champion Vincennes Lincoln, 5-3, in first round of Jasper Sectional

### 2002-03 Results (24-10)

Date	Opponent	W/L	Score
4/7	Bedford North Lawrence	W	9-1
4/8	at Bloomington South	L	9-6
4/12	Evansville Memorial	W	14-10
4/14	at Evansville Central	W	15-9
4/16	Pike Central	W	6-2
4/19	Indpls. Bishop Chatard	L	7-4
4/19	Indpls. Bishop Chatard	L	10-3
4/22	Princeton	W	5-2
4/24	at Washington	W	12-2
4/26	New Albany	L	6-1
5/1	Evansville Central	L	10-5
5/2	at Jeffersonville	L	10-4
5/5	at Castle	L	6-5
5/6	Forest Park	W	6-2
5/8	Sullivan	W	8-7
5/10	Southridge	W	3-2
5/12	at Gibson Southern	W	11-6
5/13	at Mt. Vernon	L	7-4
5/15	Vincennes Lincoln	W	10-6
5/16	vs. McCutcheon	L	2-1
5/17	vs. Chesterton	W	6-3
5/17	vs. Hamilton Southeastern	L	5-4
5/21	at South Spencer	W	7-2
5/22	Bloomfield	W	15-0
5/24	Clarksville	W	4-0
5/24	at Boonville	W	11-1
5/26	at Northeast Dubois	W	10-3
5/27	at Heritage Hills	W	8-0
5/29	Barr-Reeve	W	14-2
<b>Jasper Sectional</b>			
6/2	Sullivan	W	9-1
6/7	Vincennes Lincoln	W	5-1
6/7	Pike Central	W	5-1
<b>Jasper Regional</b>			
6/11	Evansville Memorial	W	2-1
6/14	West Vigo	W	8-4



**First Row:** Nick Gobert (Batboy), Travis Klatka, Matt Block, Adam Klatka, Brett Knies, Nathan Pfister, Phil Gramelspacher (Manager); **Second Row:** Head Coach Terry Gobert, Rob Quade (Manager), Luke Werner, Sam Linette, Adam Brick, Chris Hochgesang, Jared Schau, Asst. Coach Blake Krueger; **Third Row:** Chris Schmidt, Craig Lichlyter, Matt Messmer, Kyle Oser, Ben Schmidt, Shane O'Connor, Asst. Coach Andy Noblitt, Asst. Coach Jason Ahlbrand.

### Team Roster

Lt.	Dk.	Name	B/T	Ht.	Pos.	Gr.	AB	H	R	RBI	2B	3B	HR	Avg.
2	2	Nathan Sermersheim	L/R	5-7	2B	10	4	2	0	2	0	0	0	.500
3	3	Nathan Pfister	R/R	5-8	2B	12	83	24	22	9	4	0	1	.289
4	4	Travis Klatka	R/R	5-11	P	10	9	2	1	2	2	0	0	.222
5	5	Andy Brick	L/R	5-10	OF	10	84	22	20	10	4	0	0	.262
6	6	Maurey Werner	R/R	5-8	2B	11	20	4	6	2	1	0	0	.200
7	7	Matt Block	L/R	5-8	OF	11	21	5	3	1	0	0	0	.238
8	8	Jared Scheu	R/R	5-11	SS	12	113	39	37	38	6	6	6	.345
9	9	Brett Knies	R/R	6-0	P	11	2	1	1	0	0	0	0	.500
10	10	Michael Boehman	R/R	5-10	3B	11	76	17	7	13	5	0	0	.224
11	11	Eric Schulte	R/R	5-8	3B	10	1	1	1	0	0	0	0	1.000
12	12	Sam Linette	R/R	5-10	C	9	57	12	12	3	2	0	0	.211
13	13	Craig Lichlyter	R/R	6-3	OF	12	9	0	2	1	0	0	0	.000
15	15	Adam Klatka	R/R	5-8	P/OF	9	2	1	1	0	0	0	0	.500
16	16	Chris Schmidt	R/R	6-3	OF	12	113	47	45	20	13	2	3	.416
18	18	Chris Hochgesang	R/R	6-5	1B	11	10	2	2	2	2	0	0	.200
19	19	Kyle Oser	R/R	6-6	P	12	22	6	5	2	2	0	0	.273
20	20	Shane O'Connor	R/R	6-0	C/1B	12	106	33	21	26	7	1	5	.311
24	24	Matt Messmer	L/R	6-4	OF	12	112	36	24	29	7	2	5	.321
25	25	Ben Schmidt	R/R	6-3	P/OF	12	94	39	28	53	8	7	6	.415
<b>Totals</b>							<b>940</b>	<b>294</b>	<b>240</b>	<b>213</b>	<b>63</b>	<b>18</b>	<b>26</b>	<b>.313</b>

### Pitchers


Lt.	Dk.	Name	W-L	ERA	GS	GC	SV	IP	BF	H	R	ER	BB	SO	HB
4	4	Travis Klatka	3-0	2.85	4	0	1	27	--	23	18	11	8	22	7
9	9	Brett Knies	6-3	1.69	10	2	1	62	--	42	29	15	20	50	8
10	10	Michael Boehman	2-3	6.07	4	1	3	30	--	47	36	26	7	24	2
19	19	Kyle Oser	8-3	2.83	9	3	1	64.1	--	71	43	26	21	46	6
25	25	Ben Schmidt	3-1	1.44	5	1	1	24.1	--	10	7	5	8	31	1



**Terry Gobert**  
**Head Coach**

### State Finals History

**State Champion:** (4) 1996, 1997, 1998 (3A), 2000 (3A)  
**Appearances:** (11) 1967, 1968, 1981, 1986, 1991, 1995, 1996, 1997, 1998 (3A), 2000 (3A), 2003 (3A)



# Andrean Fighting 59ers

## Class 3A




### Team Facts

**Town/City:** Merrillville  
**County:** Lake  
**Superintendent:** Kim Pryzblski  
**Principal:** Fr. Paul E. Quanz, C.S.B.  
**Athletic Director:** Bill Mueller  
**Head Coach:** Dave Pishkur  
**Assistant Coach(es):** Tim Gutowski, Demetrius Funk, Gary Stockwell, Matt McCaleb  
**Nickname:** Fighting 59ers  
**School Colors:** Red & Gold  
**Conference:** Lake Athletic  
**Enrollment:** 753 in four grades  
**Last Year:** Finished 25-5; lost to Plymouth, 2-1, in the Plymouth Regional championship game

### 2002-03 Results (27-6)

Date	Opponent	W/L	Score
4/10	Portage	W	8-0
4/12	at Washington Township	W	18-6
4/14	Hammond Bishop Noll	W	12-4
4/15	Mount Carmel (Ill.)	W	10-9
4/16	at Hammond Gavitt	W	15-1
4/19	Chesterton	W	12-3
4/21	at Hammond	W	22-0
4/22	Wheeler	W	12-0
4/23	Lake Station Edison	W	11-1
4/25	vs. Griffith	L	4-3
4/26	at Thornwood (Ill.)	W	2-1
4/28	at Whiting	W	13-1
4/30	Calumet	W	17-0
5/2	at Highland	W	4-2
5/3	at Western	W	8-4
5/3	at Harrison (West Lafayette)	L	11-2
5/5	at Hammond Morton	W	15-0
5/8	at Hammond Clark	W	8-1
5/10	vs. Penn	L	3-1
5/10	vs. Carroll (Fort Wayne)	L	8-4
5/12	Lowell	L	4-2
5/13	at Kankakee Valley	W	14-3
5/14	Munster	W	3-2
5/20	Munster	W	7-2
5/21	Hammond Bishop Noll	W	2-1
5/24	at Lowell	W	10-0
5/29	Merrillville	W	6-0
5/30	at South Bend Clay	L	9-5
<b>Griffith Sectional</b>			
6/2	Griffith	W	7-3
6/7	Gary Wirt	W	14-0
6/7	Gary Roosevelt	W	6-4
<b>Plymouth Regional</b>			
6/14	Hammond Clark	W	4-3
6/14	Benton Central	W	5-4




**First Row:** Assistant Coach Matt McCaleb, Jim Jaworski, Sean Quinn, Garrett Wiejak, Eric Vojvodich, Jeff Mojzik, Steve Walsh, Tim Rachoy, Head Coach Dave Pishkur; **Second Row:** John Melko, Victor Pedroza, Mike Staehle, Roco Marcinak, Bobby Sawin, Ryne Pishkur, Nick Stockwell, Tommy Finn; Not Pictured: Assistant Coach Tim Gutowski, Assistant Coach Demetrius Funk, Assistant Coach Gary Stockwell, Mike Ryan, Juaquin Rodriguez; Robb Barbauld, Lou Grugel.

### Team Roster

Lt.	Dk.	Name	B/T	Ht.	Pos.	Gr.	AB	H	R	RBI	2B	3B	HR	Avg.
1	27	Robb Barbauld	L/L	5-7	OF	10	1	0	1	0	0	0	0	.000
2	2	Garrett Wiejak	R/R	6-0	SS/P	12	83	27	23	14	4	0	1	.325
3	3	Tommy Finn	R/R	6-0	SS/2B	10	91	36	26	15	6	1	0	.396
5	5	Mike Staehle	R/R	5-8	C	11	70	29	23	27	5	1	3	.414
6	6	Mike Ryan	R/R	6-1	P/3B	11	67	23	24	8	4	1	0	.343
7	7	Nick Stockwell	R/R	6-0	CF	11	79	28	25	24	4	3	1	.354
8	8	Eric Vojvodich	R/R	6-2	OF	12	29	6	8	7	1	0	0	.207
9	9	Ryne Pishkur	R/R	5-10	1B	11	65	22	14	22	2	1	1	.338
10	10	Jeff Mojzik	R/R	6-1	C	12	96	38	34	29	11	1	1	.396
11	11	Bob Sawin	R/R	5-10	3B/2B	12	42	17	14	7	2	2	0	.405
12	1	Juaquin Rodriguez	R/R	5-7	OF	10	1	0	0	0	0	0	0	.000
14	14	Lou Grugel	R/R	6-0	1B	11	69	31	23	21	6	0	2	.449
15	15	Jim Jaworski	R/R	6-0	RF	12	79	28	25	14	9	2	1	.354
17	17	Sean Quinn	R/R	6-1	RF	12	33	8	9	10	2	1	0	.242
19	19	Steve Walsh	L/R	6-1	C/P	11	39	15	8	16	4	0	1	.385
20	20	Roco Marcinak	L/L	5-10	OF	12	46	18	14	8	3	1	0	.391
22	22	Tim Rachoy	R/L	6-0	P	12	7	3	6	2	0	0	0	.429
24	24	John Melko	L/L	6-1	P	12	8	3	2	1	0	0	0	.375
25	25	Victor Pedroza	R/R	5-10	P	12	4	2	2	1	0	0	0	.500
<b>Totals</b>							<b>909</b>	<b>334</b>	<b>281</b>	<b>226</b>	<b>63</b>	<b>14</b>	<b>11</b>	<b>.367</b>

### Pitchers

Lt.	Dk.	Name	W-L	ERA	GS	GC	SV	IP	BF	H	R	ER	BB	SO	HB
2	2	Garrett Wiejak	2-1	2.42	3	1	0	26	121	28	16	9	9	16	5
6	6	Mike Ryan	12-0	1.40	12	9	1	75	314	48	25	15	32	102	9
19	19	Steve Walsh	4-1	3.36	5	0	0	16.2	81	14	10	8	20	14	3
22	22	Tim Rachoy	2-1	4.20	5	1	2	25	117	23	17	15	10	25	2
24	24	John Melko	1-3	1.78	0	0	1	19.2	88	17	13	5	10	8	7
25	25	Victor Pedroza	6-0	0.68	8	4	0	45	174	15	6	4	24	45	4



Dave Pishkur  
Head Coach

State Finals History  
First Appearance



# Norwell Knights

## Class 3A




### Team Facts

**Town/City:** Ossian  
**County:** Wells  
**Superintendent:** Dr. Michael Sailsbery  
**Principal:** Mr. Greg Mohler  
**Athletic Director:** Mike Gilbert  
**Head Coach:** Kelby Weybright  
**Assistant Coach(es):** Kurt Gray, Garry Weybright, Bret Landrum, Travis McClure  
**Nickname:** Knights  
**School Colors:** Navy Blue, Old Gold & White  
**Conference:** Northeast Hoosier  
**Enrollment:** 828 in four grades  
**Last Year:** Finished 18-7; lost to eventual state runner-up Belmont, 3-1, in first round of Peru Sectional

### 2002-03 Results (21-11)

Date	Opponent	W/L	Score
4/8	Southern Wells	W	12-2
4/12	at Richmond	L	4-2
4/12	at Richmond	L	9-3
4/14	at Fort Wayne Elmhurst	W	12-3
4/15	at Southwood	L	10-0
4/17	at Fort Wayne Snider	L	4-0
4/19	Heritage	L	8-7
4/22	Jay County	W	10-0
4/24	at Blackford	W	6-2
4/26	Harding	W	13-0
4/26	Harding	W	7-0
4/29	Carroll (Fort Wayne)	L	1-0
4/30	at Whitko	L	4-3
5/1	at Belmont	L	4-2
5/5	at Fort Wayne North Side	W	10-0
5/6	New Haven	L	2-0
5/8	at East Noble	W	4-0
5/13	DeKalb	W	5-0
5/14	at South Adams	W	8-5
5/15	at Homestead	W	5-3
5/17	Bluffton	W	10-0
5/17	Bluffton	L	4-3
5/20	Columbia City	W	3-2
5/21	at Adams Central	W	11-7
5/22	at Fort Wayne South Side	W	16-3
5/29	Fort Wayne Wayne	W	3-2
5/30	vs. Huntington North	L	6-0
<b>Blackford Sectional</b>			
6/2	Jay County	W	9-2
6/7	Blackford	W	4-0
6/7	Bellmont	W	4-0
<b>New Haven Regional</b>			
6/14	New Haven	W	1-0
6/14	Fort Wayne Concordia	W	6-3




**First Row:** Jason Schortgen, Cale Grzych, Joe Kistler, Zach Foughty, Darren Dafforn, Bat Boy Travis Gray;  
**Second Row:** Manager Sarah Monnot, Kyle Putt, Travis Peeper, Harry Jauert, Drew Dafforn, Nathan Minniear,  
 Clay Dafforn; **Third Row:** Assistant Coach Kurt Gray, Andy DeLaGarza, Assistant Coach Travis McClure, Jacob Ringenberg, Mitch Harnish, Assistant Coach Garry Weybright, Tyler Baatz, Shane Dunwiddie, Caleb Smith, Head Coach Kelby Weybright.

### Team Roster

Lt.	Dk.	Name	B/T	Ht.	Pos.	Gr.	AB	H	R	RBI	2B	3B	HR	Avg.
2	20	Nathan Minniear	R/R	6-0	P	10	2	0	0	0	0	0	0	.000
3	6	Cale Grzych	R/R	5-9	INF	11	56	11	15	9	2	1	1	.196
5	17	Drew Dafforn	R/R	5-9	3B/C	11	72	16	11	10	1	0	0	.222
6	22	Harry Jauert	R/R	5-7	2B	10	37	9	7	5	4	0	0	.243
7	7	Darren Dafforn	R/R	5-10	3B/OF	12	27	4	3	2	0	0	0	.148
8	8	Travis Peeper	L/L	5-10	P/OF	11	31	4	3	0	0	0	0	.129
9	9	Tyler Baatz	R/R	6-1	P/OF	11	78	22	18	10	8	0	1	.282
10	10	Shane Dunwiddie	R/R	6-0	1B/OF	11	69	25	15	14	6	1	0	.362
11	11	Andy DeLaGarza	L/L	6-4	P/OF	12	78	16	19	15	2	0	2	.205
13	13	Mitch Harnish	R/R	6-0	OF/C	11	50	14	11	9	3	1	2	.280
14	14	Jacob Ringenberg	R/R	6-1	SS/P	12	100	40	30	20	8	1	2	.400
15	15	Joe Kistler	L/R	5-11	OF	12	87	34	25	19	7	1	1	.391
16	16	Kyle Putt	R/R	6-2	1B/P	11	17	5	4	7	1	0	0	.294
18	18	Jason Schortgen	R/R	6-0	C	11	92	36	17	26	4	2	1	.391
21	21	Zach Foughty	R/R	5-10	OF/1B	12	5	1	1	0	0	0	0	.200
22	19	Clay Dafforn	R/R	5-11	INF	9	5	1	0	0	1	0	0	.200
<b>Totals</b>							<b>806</b>	<b>238</b>	<b>179</b>	<b>146</b>	<b>47</b>	<b>7</b>	<b>10</b>	<b>.295</b>

### Pitchers

Lt.	Dk.	Name	W-L	ERA	GS	GC	SV	IP	BF	H	R	ER	BB	SO	HB
2	22	Nathan Minniear	3-1	2.30	4	1	0	21.1	87	13	8	7	5	30	3
8	8	Travis Peeper	1-0	7.41	2	0	0	11.1	63	25	17	12	3	16	0
9	9	Tyler Baatz	6-3	1.46	10	3	0	52.2	229	45	24	11	24	34	9
11	11	Andy DeLaGarza	7-4	.80	11	10	1	79.0	319	48	20	9	22	137	4
14	14	Jacob Ringenberg	1-2	1.84	1	0	2	19.0	72	13	6	5	1	21	0
15	15	Kyle Putt	2-1	3.60	3	0	0	11.2	61	15	13	6	6	10	4



Kelby Weybright  
Head Coach

State Finals History  
First Appearance



# Brownsburg Bulldogs

## Class 4A




### Team Facts

**Town/City:** Brownsburg  
**County:** Hendricks  
**Superintendent:** Kathleen Corbin  
**Principal:** Dr. Russell E. Hodgkin  
**Athletic Director:** Bill Titus  
**Asst. Athletic Director:** Greg Hill  
**Head Coach:** Pat O'Neil  
**Assistant Coach(es):** Rick Thompson, Phil McIntyre, Jon Regashus, Brian Stayte  
**Nickname:** Bulldogs  
**School Colors:** Purple & White  
**Conference:** Hoosier Crossroads  
 Enrollment: 1,509 in four grades  
**Last Year:** Finished 19-7; lost to Avon, 4-3, in first round of Decatur Central Sectional

### 2002-03 Results (29-2)

Date	Opponent	W/L	Score
4/10	at Mooresville	W	6-0
4/12	Cascade	W	6-2
4/14	Danville	W	12-0
4/15	Westfield	W	12-2
4/16	at Westfield	W	10-2
4/18	at Western Boone	W	29-3
4/19	at Lebanon	W	21-0
4/19	at Lebanon	W	13-6
4/21	at Tri-West Hendricks	W	14-4
4/22	at McCutcheon	L	10-0
4/23	McCutcheon	W	1-0
4/29	at Avon	W	8-7
4/30	Avon	W	8-1
5/2	at Lafayette Jefferson	W	14-1
5/3	at Mishawaka	W	6-5
5/3	at Chesterton	W	15-3
5/6	at Zionsville	W	4-0
5/7	Zionsville	W	6-0
5/8	Plainfield	W	11-1
5/12	Noblesville	W	5-1
5/13	at Noblesville	W	5-2
5/15	Pike	W	3-0
5/20	at Harrison (West Lafayette)	W	3-2
5/21	Harrison (West Lafayette)	W	8-7
5/27	Hamilton Southeastern	W	5-2
5/28	at Hamilton Southeastern	L	2-1
<b>Brownsburg Sectional</b>			
6/2	Avon	W	4-0
6/7	Indpls. Ars. Technical	W	15-1
6/7	Ben Davis	W	11-1
<b>Noblesville Regional</b>			
6/14	Hamilton Southeastern	W	7-2
6/14	Lawrence North	W	3-1




**First Row:** Kyle Hammontree, Gary King, Alex Hendrickson, Adam Barlett, Matt Horn, Phillip Whitley; **Second Row:** Austin Nickol, Sean Gaston, Brandon Anweiler, Kyle Freeman, Steve Roberts, Nolan Hoffman, Mark McGoun, Sean Veza; **Third Row:** Cory Dragstrem, Matt Fair, Matt Snyder, Asst. Coach Phil McIntyre, Head Coach Pat O'Neil, Asst. Coach Rick Thompson, Asst. Coach Jon Regashus, Lance Lynn, Nick Shipley, Manager Chad Summers; **Not Pictured:** Jeromy Williamson; **Asst. Coach** Brian Stayte.

### Team Roster

Lt.	Dk.	Name	B/T	Ht.	Pos.	Gr.	AB	H	R	RBI	2B	3B	HR	Avg.
1	1	Kyle Freeman	L/R	5-8	OF	12	96	38	37	21	6	3	1	.396
2	1	Jeromy Williamson	R/R	5-9	UTIL	9	0	0	0	0	0	0	0	.000
3	3	Mark McGoun	R/R	5-10	P	12	29	10	8	9	5	0	2	.345
4	22	Gary King	L/L	5-9	OF	9	0	0	1	0	0	0	0	.000
5	5	Nolan Hoffman	R/R	5-11	2B	12	51	19	15	14	5	1	1	.373
6	6	Phillip Whitley	R/R	5-8	3B	11	10	3	7	3	1	0	0	.300
8	8	Matt Snyder	R/R	6-0	P	10	12	4	2	3	1	0	0	.333
9	9	Matt Horn	R/R	5-10	SS	11	34	8	11	7	1	0	1	.235
11	11	Sean Gaston	L/R	6-1	C	12	95	47	42	32	8	6	8	.495
12	7	Alex Hendrickson	R/L	5-11	P	10	0	0	0	0	0	0	0	.000
13	13	Matt Fair	R/R	6-2	P	11	0	0	0	0	0	0	0	.000
14	14	Cory Dragstrem	R/R	5-11	2B	10	70	20	18	12	3	1	2	.286
15	15	Austin Nickol	R/R	5-10	C	10	42	15	6	14	1	0	0	.357
16	13	Kyle Hammontree	R/R	5-9	OF	9	0	0	1	0	0	0	0	.000
17	24	Adam Bartlett	R/R	5-10	C	10	0	0	1	0	0	0	0	.000
18	18	Nick Shipley	R/R	6-0	3B	10	91	38	26	26	7	0	7	.418
20	20	Sean Veza	R/R	6-1	OF	10	97	33	27	13	6	0	2	.340
21	21	Brandon Anweiler	R/R	6-2	OF	12	71	20	19	11	11	0	2	.282
22	22	Lance Lynn	R/R	6-6	P	10	91	41	19	43	8	1	8	.451
23	23	Steve Roberts	L/R	6-6	1B	12	57	25	14	20	7	0	3	.439
<b>Totals</b>							<b>869</b>	<b>325</b>	<b>266</b>	<b>229</b>	<b>70</b>	<b>12</b>	<b>37</b>	<b>.374</b>

### Pitchers

Lt.	Dk.	Name	W-L	ERA	GS	GC	SV	IP	BF	H	R	ER	BB	SO	HB
3	3	Mark McGoun	6-0	0.58	8	3	0	34.6	145	17	10	8	19	43	2
8	8	Matt Snyder	6-1	1.78	3	1	2	55	224	46	17	14	5	69	1
11	11	Sean Gaston	6-0	0.58	2	1	1	24.3	99	16	4	2	4	30	3
22	22	Lance Lynn	10-1	1.51	13	8	2	78.6	320	50	20	17	34	100	2



Pat O'Neil  
Head Coach

### State Finals History

First Appearance



# Lake Central Indians

## Class 4A




### Team Facts

**Town/City:** Saint John  
**County:** Lake  
**Superintendent:** Dr. Janet Emerick  
**Principal:** Sandie Platt  
**Athletic Director:** Mark Peterson  
**Assistant Athletic Director:** Nick Stoming  
**Head Coach:** Todd Iwema  
**Assistant Coaches:** Jeff Sandor, Paul Wirtz, Luis Aguilar

**Nickname:** Indians  
**School Colors:** Blue & White  
**Conference:** Independent  
**Enrollment:** 2,678 in four grades  
**Last Year:** Lost to eventual state champion Munster, 7-0, in first round of Munster Sectional

### 2002-03 Results (23-5-1)

Date	Opponent	W/L	Score
4/3	Highland	L	8-6
4/9	at Lowell	W	5-3
4/10	Valparaiso	L	6-5
4/11	at North Posey	W	7-6
4/12	at Mt. Vernon	L	5-0
4/12	vs. Mt. Carmel (Ill.)	W	12-11
4/14	at Hammond Clark	W	7-6
4/18	vs. Thornwood (Ill.)	W	7-2
4/19	at Penn	W	5-3
4/23	Benton Central	W	3-2
4/26	vs. Hammond Morton	W	10-0
4/28	Hobart	W	10-0
5/3	Crown Point	W	4-2
5/3	Munster	W	6-4
5/12	at Portage	W	14-0
5/14	East Chicago Central	W	10-0
5/16	Portage	W	8-1
5/17	vs. Indpls. Cardinal Ritter	W	7-0
5/17	vs. Fort Wayne Bishop Luers	W	8-7
5/21	at Crown Point	L	4-3
5/24	vs. Fort Wayne Snider	L	4-3
5/24	at Warsaw	T	9-9
5/26	at Merrillville	W	11-0
5/30	at Chesterton	W	14-4
5/30	at Chesterton	W	6-2
<b>Munster Sectional</b>			
6/7	Munster	W	9-6
6/7	Lowell	W	14-2
<b>South Bend Clay Regional</b>			
6/14	Penn	W	1-0
6/14	Crown Point	W	4-1




**First Row:** Jace Peterson, Jose Mendez, Steve Skowronski, Ryan Keelan, Geoff Walker; **Second Row:** John Babinski, Brian Jobbe, Justin Butler, Ryan Goodman, Ryan Makely, Josh Morgan, Andrew Alilovich; **Third Row:** Asst. Coach Jeff Sandor, Josh Doolin, Garry Ruvoli, Adam Summers, Brett Summers, Head Coach Todd Iwema, Mike Couwenhoven, Bill Bryk, Brent Gerlach, Randy Hartog, Asst. Coach Paul Wirtz; **Not Pictured:** Asst. Coach Luis Aguilar, Ian Figuly.

### Team Roster

Lt.	Dk.	Name	B/T	Ht.	Pos.	Gr.	AB	H	R	RBI	2B	3B	HR	Avg.
1	1	Garry Ruvoli	L/R	6-2	CF	12	76	31	38	24	7	3	1	.408
2	2	Jace Peterson	R/R	5-7	2B	12	24	3	2	3	0	0	0	.125
3	3	Ryan Keelan	R/R	5-10	P/2B	12	17	6	4	1	0	0	0	.353
4	4	Josh Doolin	R/R	5-7	2B	12	25	7	14	2	0	1	0	.280
5	5	Ryan Makely	R/R	6-3	SS/2B	11	21	6	4	2	2	0	0	.286
6	6	John Babinski	R/R	5-8	P	11	--	--	--	--	--	--	--	--
7	7	Brian Jobbe	R/R	5-11	C	12	13	4	4	1	1	0	0	.308
9	9	Ian Figuly	L/L	5-11	OF	11	9	5	3	2	0	0	0	.556
10	10	Jose Mendez	R/R	5-11	SS	12	90	31	33	16	5	1	2	.344
11	11	Geoff Walker	R/R	5-11	RF	12	77	25	18	19	7	0	0	.325
12	12	Adam Summers	R/R	6-4	P/DH	12	86	30	16	31	7	0	2	.349
13	13	Bill Bryk	R/R	6-3	OF	12	10	2	2	0	0	1	0	.200
15	15	Brent Gerlach	L/R	6-1	3B	11	78	30	27	22	8	0	1	.385
16	16	Mike Couwenhoven	R/R	6-4	1B	11	86	36	10	24	8	0	1	.419
17	17	Andrew Alilovich	R/R	6-0	LF	12	80	37	24	25	8	1	1	.463
18	18	Josh Morgan	R/R	5-11	C	12	9	2	1	2	0	0	0	.222
19	19	Brett Summers	R/R	6-5	P	10	--	--	--	--	--	--	--	--
20	20	Ryan Goodman	R/R	6-0	C	10	53	11	9	10	2	0	1	.208
21	21	Steve Skowronski	R/R	5-110	P	12	--	--	--	--	--	--	--	--
22	22	Randy Hartog	R/R	6-2	P	12	--	--	--	--	--	--	--	--
<b>Totals</b>							<b>754</b>	<b>266</b>	<b>209</b>	<b>184</b>	<b>55</b>	<b>7</b>	<b>9</b>	<b>.353</b>

### Pitchers

Lt.	Dk.	Name	W-L	ERA	GS	GC	SV	IP	BF	H	R	ER	BB	SO	HB
3	3	Ryan Keelan	1-0	5.73	0	0	0	3.67	19	7	3	3	2	2	0
5	5	Ryan Makely	0-0	100.00	0	0	0	0	2	0	1	1	2	0	0
6	6	John Babinski	2-1	3.65	5	1	0	23.00	104	18	13	12	21	23	2
12	12	Adam Summers	6-1	2.20	3	2	6	47.67	179	32	17	15	11	47	8
19	19	Brett Summers	7-1	2.21	12	7	0	63.33	257	49	25	20	19	65	0
21	21	Steve Skowronski	6-1	4.69	8	2	2	37.33	169	33	30	25	22	41	3
22	22	Randy Hartog	1-1	5.40	1	0	1	11.67	60	18	10	9	5	12	1



Todd Iwema  
Head Coach

### State Finals History

Appearances: 2000 (4A), 2003 (4A)



# Jeffersonville Red Devils

## Class 4A




### Team Facts

**Town/City:** Jeffersonville  
**County:** Clark  
**Superintendent:** Dr. David Pulliam  
**Principal:** Bill Amerson  
**Athletic Director:** Ralph Scales  
**Head Coach:** Al Rabe  
**Assistant Coach(es):** Doug Wacker, Clark Miles, Jane Kendall, Jim Cardwell, Joe Natterman, Rick Romans, Aaron Marshall  
**Nickname:** Red Devils  
**School Colors:** Red & White  
**Conference:** Hoosiers Hills  
**Enrollment:** 1,850 in four grades  
**Last Year:** Finished 15-13; lost to New Albany, 12-4, in first round of Floyd Central Sectional

### 2002-03 Results (23-8)

Date	Opponent	W/L	Score
4/1	Carroll County (Ky.)	L	7-5
4/4	at St. Henry (Ky.)	W	7-5
4/5	Louisville Central (Ky.)	L	2-1
4/11	Castle	L	5-4
4/14	at Providence	L	9-3
4/15	at Floyd Central	L	16-6
4/18	Indpls. Bishop Chatard	W	6-5
4/19	Seymour	W	12-7
4/19	Seymour	W	10-0
4/23	New Albany	W	10-0
4/29	North Harrison	W	6-0
4/30	Louisville Southern (Ky.)	W	8-5
5/2	Jasper	W	10-4
5/2	Evansville Memorial	W	9-3
5/6	at Clarksville	W	12-5
5/12	at New Albany	W	4-3
5/14	Louisville St. Xavier (Ky.)	L	14-4
5/19	at Madison	L	4-3
5/21	Silver Creek	W	5-0
5/23	Columbus East	W	12-3
5/23	Columbus East	W	13-0
5/24	at Bloomington South	W	7-3
5/24	at Bloomington South	L	12-9
5/27	Scottsburg	W	11-1
5/29	at Bedford North Lawrence	W	12-1
5/30	Clarksville	W	15-1
<b>Seymour Sectional</b>			
6/2	Bedford North Lawrence	W	14-3
6/6	Floyd Central	W	2-0
6/7	Seymour	W	10-0
<b>Evansville Bosse Regional</b>			
6/14	Martinsville	W	8-0
6/14	Evansville Harrison	W	11-4



**First Row:** Rob Grinestaff; **Second Row:** Ryan Hickson, Brandon Cook, Aaron Hislip, Dustin McCain, Anthony Thomas, Shawn DeArk; **Third Row:** Dan Steele, Alex Miller, Isaiah Middleton, Kyle Grider, Dustin Thornberry, Ben Cook, Jordon Kellogg, Andy Price, Phil Byers, Brad Nickles; **Fourth Row:** PJ Thomas, Sam Kaluzny.

### Team Roster

Lt.	Dk.	Name	B/T	Ht.	Pos.	Gr.	AB	H	R	RBI	2B	3B	HR	Avg.
1	1	Brandon Cook	R/R	6-2	OF	12	104	39	35	5	2	2	0	.375
2	2	Dustin McCain	R/R	6-1	OF	12	105	36	33	16	1	1	0	.343
3	3	Sam Kaluzny	R/L	6-2	P	11	1	0	0	0	0	0	0	.000
5	5	Isaiah Middleton	R/R	5-10	OF	12	56	20	13	10	4	0	1	.357
7	7	Rob Grinestaff	L/L	6-1	INF	12	86	48	51	44	20	1	12	.558
8	8	Andy Price	R/R	6-2	INF	11	56	16	10	9	4	0	0	.286
9	9	Phil Byers	R/R	5-10	OF	11	0	0	1	0	0	0	0	.000
10	10	Aaron Hislip	R/R	5-9	INF	12	54	16	10	14	3	1	0	.296
11	11	Shawn DeArk	R/R	5-10	P	11	6	2	0	0	0	1	0	.333
12	12	Anthony Thomas	R/R	5-7	INF	10	0	0	2	0	0	0	0	.000
13	13	Brad Nickles	R/R	5-10	INF	11	109	48	26	41	12	2	1	.440
14	14	Ryan Hickson	R/R	5-7	OF	10	0	0	0	0	0	0	0	.000
15	15	Kyle Grider	R/R	5-10	INF	10	3	1	0	1	1	0	0	.333
16	18	Dan Steele	R/R	6-0	INF	10	0	0	0	0	0	0	0	.000
17	17	Alex Miller	L/R	6-1	INF	12	86	27	15	24	4	1	1	.314
20	20	PJ Thomas	R/R	6-0	OF	10	20	5	6	4	0	0	1	.250
21	21	Jordan Kellogg	R/R	5-10	C	10	104	40	26	27	6	6	1	.385
22	22	Dustin Thornberry	R/R	6-0	INF	11	6	0	0	1	0	0	0	.000
25	25	Steve Growe	R/R	6-3	P	12	52	14	9	11	2	0	0	.269
27	27	Ben Cook	R/R	6-2	INF	11	18	3	5	1	1	0	0	.167
<b>Totals</b>							<b>866</b>	<b>315</b>	<b>242</b>	<b>208</b>	<b>60</b>	<b>15</b>	<b>17</b>	<b>.363</b>

### Pitchers


Lt.	Dk.	Name	W-L	ERA	GS	GC	SV	IP	BF	H	R	ER	BB	SO	HB
3	3	Sam Kaluzny	1-1	4.61	1	0	1	13.7	73	9	19	9	15	19	5
11	11	Shawn DeArk	6-2	3.18	3	2	0	39.7	165	28	19	18	11	32	4
13	13	Brad Nickles	4-2	2.38	9	2	1	50	211	39	27	17	59	11	3
20	20	PJ Thomas	5-1	3.76	7	3	0	31.7	151	30	20	17	45	28	1
25	25	Steve Growe	7-2	2.01	10	6	1	62.7	255	51	22	18	77	19	2



Al Rabe  
Head Coach

### State Finals History

State Runner-Up: 1998 (4A)  
 Appearances: 1973, 1980, 1984, 1998 (4A), 2003 (4A)





# McCutcheon Mavericks

## Class 4A




### Team Facts

**Town/City:** Lafayette  
**County:** Tippecanoe  
**Superintendent:** Dr. Richard Wood  
**Principal:** John Beeker  
**Athletic Director:** Tim Slauter  
**Head Coach:** Jake Burton  
**Assistant Coach(es):** Mike Burton, Bob Hallas, Bret Shambaugh, Adam Welchans  
**Nickname:** Mavericks  
**School Colors:** Cardinal Red & Gold  
**Conference:** Hoosier Crossroads  
**Enrollment:** 1,350 in four grades  
**Last Year:** Finished 24-5; lost to Kokomo, 6-5 (9 innings), in first round of Lafayette Jefferson Sectional

### 2002-03 Results (28-5)

Date	Opponent	W/L	Score
4/8	Rensselaer	W	9-1
4/9	West Lafayette	W	5-0
4/12	Terre Haute North	W	4-3
4/12	Terre Haute North	L	9-2
4/15	at Harrison (West Lafayette)	W	10-0
4/16	Harrison (West Lafayette)	W	5-4
4/19	Logansport	W	8-7
4/19	at Lafayette Jefferson	W	4-1
4/22	Brownsburg	W	10-0
4/23	at Brownsburg	L	1-0
4/26	Bloomington South	W	9-6
4/26	Bloomington South	W	3-1
4/29	at Noblesville	W	8-1
4/30	Noblesville	W	12-0
5/2	Clinton Prairie	W	11-0
5/6	Avon	W	9-0
5/7	at Avon	W	14-3
5/13	Hamilton Southeastern	W	7-1
5/16	vs. Jasper	W	2-1
5/17	vs. Carmel	L	11-5
5/17	vs. Fort Wayne Northrop	L	8-7
5/19	at North Montgomery	W	11-1
5/20	at Zionsville	W	6-2
5/21	Zionsville	L	3-1
5/22	at Hamilton Southeastern	W	19-8
5/23	at Benton Central	W	7-1
5/27	Westfield	W	9-1
5/28	at Westfield	W	9-4
5/31	at Lawrence North	W	3-0
<b>Lafayette Jefferson Sectional</b>			
6/7	Marion	W	11-3
6/7	Lafayette Jefferson	W	3-0
<b>Kokomo Regional</b>			
6/14	Warsaw	W	6-0
6/16	Richmond	W	7-2



**First Row:** Bryce Sexton, Joel Balsler, Alycea McNary (Manager) Alexis Blackwell (Manager), Kyle King, Stuart Snodgrass; **Second Row:** Athletic Trainer Alicia Clevenger, Tyler Roberts, Dustin Hatke, Jordon Budreau, Drew Smidler, Jordan Marsell, Matt Overmyer, Nate Balsler, Asst. Coach Adam Welchans; **Third Row:** Head Coach Jake Burton, Asst. Coach Mike Burton, Cory Peabody, Clayton Richard, Jamie Schlueter, Tristan McIntyre, Bart Hunsicker, Bryan Cauley, Asst. Coach Bret Shambaugh, Asst. Coach Bob Hallas.

### Team Roster

Lt.	Dk.	Name	B/T	Ht.	Pos.	Gr.	AB	H	R	RBI	2B	3B	HR	Avg.
3	3	Clayton Richard	L/L	6-5	P/RF	12	96	37	24	37	14	1	3	.385
5	5	Joel Balsler	R/R	5-11	SS	10	85	23	16	11	5	0	0	.271
6	6	Kyle King	R/R	5-10	OF	11	12	3	9	1	1	0	0	.250
7	7	Bryan Cauley	R/R	6-1	C/1B	12	91	27	15	25	3	0	3	.297
8	8	Jordan Marsell	R/R	5-9	LF	11	41	11	9	8	2	0	0	.268
9	9	Tyler Roberts	L/R	6-0	P/OF	11	6	0	3	1	0	0	0	.000
10	10	Bryce Sexton	R/R	5-10	C	11	83	29	15	14	5	1	0	.000
11	11	Dustin Hatke	S/R	5-10	IF	11	8	1	0	0	0	0	0	.000
14	14	Bart Hunsicker	R/R	6-1	2B	12	103	35	34	17	0	1	0	.340
15	15	Tristan McIntyre	R/R	6-2	1B	12	84	30	20	14	9	0	1	.357
19	19	Drew Smidler	R/R	5-11	OF	11	5	0	1	0	0	0	0	.000
21	21	Nate Balsler	R/R	5-10	3B/P	11	66	28	26	12	8	1	2	.424
24	24	Matt Overmyer	R/R	5-10	CF/P	11	68	26	24	19	9	1	3	.382
29	29	Jordon Budreau	R/R	6-2	P/1B	11	4	1	3	0	0	0	0	.250
32	32	Jamie Schlueter	R/R	6-1	P/OF	12	28	2	6	3	0	0	0	.071
42	42	Stuart Snodgrass	R/R	5-8	C	10	0	0	0	0	0	0	0	.000
43	43	Cory Peabody	R/R	6-1	P/RF	12	100	36	30	29	6	0	4	.360
<b>Totals</b>							<b>888</b>	<b>289</b>	<b>237</b>	<b>191</b>	<b>63</b>	<b>5</b>	<b>16</b>	<b>.325</b>

### Pitchers

Lt.	Dk.	Name	W-L	ERA	GS	GC	SV	IP	BF	H	R	ER	BB	SO	HB
3	3	Clayton Richard	10-0	0.00	10	8	5	76	—	28	5	0	18	126	1
9	9	Tyler Roberts	1-0	0.00	0	0	0	4.33	—	2	0	0	2	5	0
15	15	Tristan McIntyre	4-1	2.96	4	3	0	26	—	25	12	11	8	20	2
21	21	Nate Balsler	1-0	0.00	1	0	0	12	—	7	3	0	4	13	0
24	24	Matt Overmyer	0-1	6.46	2	0	0	13	—	16	16	12	8	10	0
29	29	Jordon Budreau	2-0	2.40	1	0	0	11.67	—	13	9	4	1	8	0
32	32	Jamie Schlueter	2-1	2.91	5	1	0	21.67	—	24	12	9	9	19	1
43	43	Cory Peabody	8-2	1.99	10	7	0	59.67	—	42	24	17	36	82	3



Jake Burton  
Head Coach

### State Finals History

State Champion: 1999 (4A)  
 State Runner-Up: 1994  
 Appearances: 1994, 1999 (4A), 2003 (4A)

