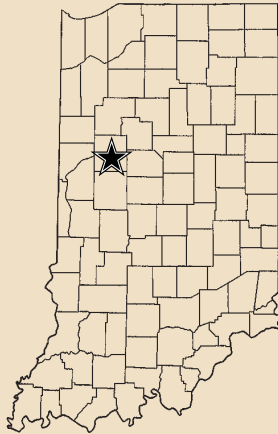




Lafayette Central Catholic Knights

Class A



Team Facts

Town/City: Lafayette
 County: Tippecanoe
 Superintendent: Dr. Marie Williams
 Principal: Joe Brettnacher
 Athletic Director: Tim Bordenet
 Asst. Athletic Director: Pat O'Keefe
 Head Coach: Tim Bordenet
 Assistant Coaches: Collin Arnold, Billy Hall, Kevin Ricks, Charlie Roberts, Dave Sterrett, Casey Taylor
 Nickname: Knights
 School Colors: Navy and White
 Conference: Hoosier
 Enrollment: 228
 Last Year's W-L Record: 26-9

Season Results (30-4)

3/26	North Montgomery	W	11-1 (6)
3/27	Western	W	7-3
4/2	at Tri-County	W	1-0
4/3	at Harrison (W. Lafayette)	W	7-2
4/4	Carroll (Flora)	W	7-2
4/10	at West Lafayette	L	0-4
4/11	West Lafayette	W	2-0
4/17	Twin Lakes	W	6-5
4/18	at Twin Lakes	W	17-4
4/20	Eastern (Greentown)	W	4-1
4/23	at Frontier	W	16-4 (5)
4/24	at Rensselaer Central	W	2-1
4/26	Rensselaer Central	W	4-3
4/27	McCUTCHEON	L	0-7
5/2	at Delphi	W	2-1 (8)
5/3	Delphi	W	11-1 (6)
5/4	Clinton Prairie	W	11-1 (6)
5/4	Clinton Central	W	10-0 (5)
5/8	at Tipton	W	5-2
5/9	Tipton	W	5-0
5/11	Seton Catholic	W	10-0 (5)
5/12	Indpls. Scecina	W	11-1 (6)
5/12	Guerin Catholic	W	6-2
5/15	Benton Central	W	12-4
5/16	at Benton Central	W	8-2
5/18	vs. Park Tudor	L	0-8
5/19	vs. Fort Wayne Northrop	L	3-5
5/19	vs. South Dearborn	W	6-4
Laf. Central Catholic Sectional			
5/24	Tri-Central	W	7-1
5/28	Clinton Prairie	W	6-0
5/28	Frontier	W	6-0
Laf. Central Catholic Regional			
6/2	Turkey Run	W	10-0 (5)
6/2	Daleville	W	18-3
South Bend Clay Semi-State			
6/9	Fort Wayne Blackhawk	W	4-1



Front Row (left to right): Mitch Witteveen, Bat Boy A.J. Bordenet, Trae Bobillo, Bat Boy Tanner Sterrett, Nick Stone, Austin Munn, Nathan Lippai, Carson Korn; Middle Row: Trystan Nice, Nigel Hensley, Dalton Skees, Jake Churchill, Wiley Lodde, Evan Kennedy, Joe Smith, Ryan DeBoy, Asst. Coach Collin Arnold, Head Coach Tim Bordenet; Back Row: Asst. Coach David Sterrett, Asst. Coach Kevin Ricks, Hayes Cronk, Nate Wiercioch, Cowan Olinger, Pete Metzinger, Jarrod Patzschke, Lucas Richardson, Asst. Coach Casey Taylor, Andrew Hubertz, Ben Page.

Team Roster & Statistics

Lt.	Dk.	Name	B/T	Ht.	Pos.	Gr.	AB	H	R	RBI	2B	3B	HR	Avg.
6	6	Ben Page	R/R	5-9	OF	10	0	0	3	0	0	0	0	.000
7	7	Mitch Witteveen	R/R	5-8	OF	10	26	9	13	6	0	0	0	.345
8	8	Nick Stone	R/R	6-0	P/OF	12	111	38	29	27	6	1	6	.342
9	9	Jake Churchill	R/R	5-11	SS	11	57	13	16	8	5	0	0	.228
10	10	Dalton Skees	R/R	5-11	2B	12	67	18	20	11	1	0	0	.269
11	11	Lucas Richardson	R/R	5-10	P/OF	10	5	0	0	0	0	0	0	.000
12	12	Austin Munn	L/R	6-1	P/OF	12	94	34	29	21	9	2	3	.362
14	14	Pete Metzinger	R/R	5-9	2B	10	0	0	5	0	0	0	0	.000
15	15	Trae Bobillo	R/R	6-0	OF	12	13	4	3	3	0	0	0	.308
17	17	Carson Korn	R/R	5-10	OF	10	1	0	0	0	0	0	0	.000
18	18	Hayes Cronk	R/R	6-3	P/1B	10	12	2	3	2	0	0	0	.167
22	22	Nigel Hensley	R/R	5-10	SS	10	2	0	7	0	0	0	0	.000
23	23	Nathan Lippai	R/L	5-7	OF	12	19	3	3	3	0	0	1	.158
26	26	Jarrold Patzschke	R/R	6-4	P/OF	10	0	0	1	0	0	0	0	.000
27	27	Andrew Hubertz	R/R	6-2	P/3B	11	105	35	27	31	10	0	3	.333
28	28	Joe Smith	R/R	6-0	C/OF	10	6	3	4	2	0	0	1	.500
30	30	Wiley Lodde	R/R	5-11	C	12	87	23	9	20	6	0	0	.264
32	32	Cowan Olinger	R/R	5-11	OF	11	81	27	19	23	1	2	0	.333
41	41	Evan Kennedy	L/R	6-3	C/1B	10	103	45	26	30	14	1	5	.437
51	51	Ryan DeBoy	R/R	6-1	P/1B	11	79	24	18	17	5	0	4	.304
Totals							868	278	235	204	57	6	23	.320

Pitchers

Lt.	Dk.	Name	W/L	ERA	GS	CG	SV	IP	BF	H	R	ER	BB	SO	HBP
8	8	Nick Stone	7-1	1.75	7	4	0	44.0	--	35	18	11	17	46	3
11	11	Lucas Richardson	4-0	0.70	7	3	0	40.0	--	33	9	4	12	33	2
12	12	Austin Munn	10-2	1.74	13	5	0	80.2	--	49	28	20	48	125	2
18	18	Hayes Cronk	5-1	1.89	5	3	0	33.1	--	24	13	9	5	23	1
27	27	Andrew Hubertz	4-0	0.64	2	0	2	22.0	--	15	2	2	4	21	1
51	51	Ryan DeBoy	0-0	0.00	0	0	0	5.0	--	3	0	0	3	4	1
Totals			30-4	1.52	34	15	2	226.3	--	160	73	49	92	252	10

State Finals History

State Champion: 2004 (A), 2007 (A), 2009 (A), 2010 (A), 2011 (A)
 Appearances: 2002 (A), 2003 (A), 2004 (A), 2007 (A), 2009 (A), 2010 (A), 2011 (A), 2012 (A)



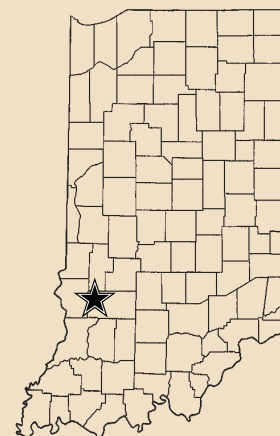
Tim Bordenet
 385-153-1, 17th Year

Shakamak Lakers

Class A



Front Row (left to right): Braxton Yeryar, Gavin Padgett, Seth Reese, Luke Sweet, Robert Fowler, Brock Dowell, Brodie Crowe, Dylan Collins, Patrick Green, Kristian Gibson, Michael Huddleston;
 Back Row: Asst. Coach Keith Myers, Asst. Coach John Smith, Asst. Coach Ridge Inman, Stephen McDonald, Sean McNabb, Dylan Field, Brett Yeryar, Christian Burris, Kyler Fulford, Austin Rush, Braden Cox, Jake Walters, Mark West, Cody Moorman, Jeremy Morrow, Asst. Coach Steven McNabb, Head Coach Chip Sweet.



Team Facts

Town/City: Jasonville
County: Greene
Superintendent: Mike Mogan
Principal: Rolland Abraham
Athletic Director: Steve Brett
Head Coach: Chip Sweet
Assistant Coaches: Steven McNabb, John Smith, Keith Myers
Nickname: Lakers
School Colors: Columbia Blue and White
Conference: Southwestern Indiana Athletic
Enrollment: 277
Last Year's W-L Record: 15-9

Team Roster & Statistics

Lt.	Dk.	Name	B/T	Ht.	Pos.	Gr.	AB	H	R	RBI	2B	3B	HR	Avg.
1	1	Kristian Gibson	R/R	5-5	2B	9	0	0	0	0	0	0	0	.000
2	2	Gavin Padgett	R/R	5-5	INF	9	0	0	0	0	0	0	0	.000
3	3	Robert Fowler	R/R	5-9	2B	12	57	14	18	9	2	0	0	.246
4	4	Jake Walters	R/R	5-10	INF/P	9	2	0	0	0	0	0	0	.000
5	5	Kyler Fulford	R/R	5-8	OF	10	52	8	10	7	3	0	1	.154
6	6	Michael Huddleston	R/R	5-8	C	9	2	0	0	0	0	0	0	.000
7	7	Braxton Yeryar	R/R	5-9	OF/P	9	42	9	13	2	0	0	0	.214
8	8	Dylan Field	R/R	5-10	INF	9	1	0	0	0	0	0	0	.000
10	10	Austin Rush	L/L	5-10	OF	10	0	0	0	0	0	0	0	.000
11	11	Mark West	R/R	5-9	INF/P	10	29	9	10	5	2	0	0	.310
12	12	Luke Sweet	R/R	5-10	OF	10	94	32	19	16	5	0	0	.340
13	13	Braden Cox	R/R	5-10	OF	11	5	0	1	0	0	0	0	.000
14	14	Brett Yeryar	R/R	5-10	SS/P	10	107	43	26	31	12	1	4	.402
15	15	Brock Dowell	L/L	5-11	OF/P	12	112	48	41	21	8	1	0	.429
16	16	Stephen McDonald	L/L	5-8	OF	9	0	0	0	0	0	0	0	.000
18	18	Christian Burris	R/R	6-2	1B	10	84	18	14	11	5	0	0	.214
19	19	Dylan Collins	R/R	5-9	C	9	112	27	28	18	2	1	0	.241
21	21	Sean McNabb	R/L	6-0	OF	10	0	0	0	0	0	0	0	.000
22	22	Brodie Crowe	R/R	6-2	3B/P	11	103	35	26	28	6	0	5	.340
24	24	Patrick Green	R/R	5-11	P/SS	11	103	41	31	42	10	0	10	.398
Totals							918	285	240	191	55	3	20	.310

Pitchers

Lt.	Dk.	Name	W/L	ERA	GS	CG	SV	IP	BF	H	R	ER	BB	SO	HBP
7	7	Braxton Yeryar	2-0	3.86	2	0	0	16.3	79	20	11	9	6	11	1
14	14	Brett Yeryar	9-2	2.33	7	1	0	54.0	223	36	22	18	10	49	3
15	15	Brock Dowell	1-2	1.67	4	2	2	46.0	198	35	17	11	16	39	2
22	22	Brodie Crowe	5-0	1.17	5	3	0	36.0	147	28	8	6	8	24	1
24	24	Patrick Green	10-1	1.77	11	3	1	51.3	232	29	18	13	24	84	2
Totals			27-6	2.14	33	9	4	216.6	944	163	86	66	76	216	11

State Finals History

State Champion: 2008 (A)
 Runner-Up: 2004 (A), 2006 (A), 2007 (A)
 Appearances: 2002 (A), 2004 (A), 2006 (A), 2007 (A),
 2008 (A), 2012 (A)



Chip Sweet
 328-162, 19th Year

Season Results (27-6)

3/31	Riverton Parke	W	13-1 (5)
4/2	at Terre Haute North	L	8-9
4/5	Cloverdale	W	10-3
4/6	at North Daviess	W	9-0
4/10	North Knox	W	7-2
4/12	Northview	W	4-0
4/16	at North Central (Farmers.)	W	1-0
4/17	Terre Haute South	W	1-0 (12)
4/19	Vincennes Rivet	W	5-4
4/21	Sullivan	W	4-2
4/23	Union (Dugger)	W	13-3 (5)
4/24	Eastern Greene	W	9-0
4/26	Turkey Run	W	7-0
4/27	Northeast Dubois	W	9-1
5/4	at Loogootee	L	3-4
5/5	at Linton-Stockton	W	5-4
5/5	at Bloomington North	L	3-12
5/8	at Eminence	W	8-0
5/10	at Bloomfield	W	11-4
5/11	at Clay City	W	7-1
5/12	vs. Clarksville	L	3-4
5/12	at Mitchell	W	2-0
5/14	White River Valley	W	10-0 (5)
5/15	Edgewood	W	12-10
5/17	at Bedford N. Lawrence	L	3-4 (9)
5/19	vs. Austin	W	14-3 (5)
5/19	vs. Owen Valley	W	9-1
5/21	at West Vigo	L	3-6
Shakamak Sectional			
5/28	Clay City	W	4-1
5/28	Union (Dugger)	W	17-0 (5)
Morristown Regional			
6/2	University	W	14-0 (5)
6/2	Rising Sun	W	7-2
Jasper Semi-State			
6/9	South Central (Elizabeth)	W	8-5



Northfield Norsemen

Class 2A



Team Facts

Town/City: Wabash
 County: Wabash
 Superintendent: Dr. Sandra Weaver
 Principal: Mike Keaffaber
 Athletic Director: Tony Uggen
 Head Coach: Tony Uggen
 Assistant Coaches: Troy Miller, Randy Keaffaber, Josh Merrick, Kevin Swan, Peyton Ross
 Student Managers: Courtney Palmer, Cortney Pennington
 Nickname: Norsemen
 School Colors: Royal Blue and Gray
 Conference: Three Rivers
 Enrollment: 380
 Last Year's W-L Record: 25-6

Season Results (28-5-1)

3/27 at Noblesville W 4-3
 3/28 at Blackford W 11-7
 4/6 at Floyd Central L 2-3 (10)
 4/7 at Austin L 2-3
 4/7 at Austin W 10-4
 4/10 at Fort Wayne Wayne W 12-2 (5)
 4/12 at Eastbrook T 4-4 (10)
 4/14 Marion W 4-2
 4/14 Marion W 8-2
 4/17 at Eastern (Greentown) W 8-0
 4/19 Maonaquah W 8-2
 4/21 at Argos W 10-0 (6)
 4/21 at Argos W 11-1
 4/23 Peru W 15-5 (5)
 4/25 Rochester W 2-0
 4/26 Caston L 5-11
 5/2 Tippecanoe Valley W 19-1 (5)
 5/3 Southwood W 16-1 (5)
 5/5 Fremont W 6-1
 5/5 Fremont W 4-2
 5/9 at Wabash W 5-0
 5/10 at Manchester W 2-1 (8)
 5/14 Whitko W 4-0
 5/15 at Oak Hill L 8-12
 5/16 at North Miami W 5-1
 5/19 vs. Wapahani W 4-2
 5/19 at Blackford W 11-5
 5/21 at Bellmont L 3-7

Wabash Sectional

5/24 Wabash W 5-4
 5/28 Manchester W 9-4
 5/28 Cass W 7-1

Wabash Regional

6/2 Madison-Grant W 5-4
 6/2 Wapahani W 12-2 (5)

South Bend Clay Semi-State

6/9 Hebron W 5-4 (9)



Front Row (left to right): Cortney Pennington (scorer), Collin Dawes, Hunter Wells, Tanner Chamberlain, Dallas Hovey, Adam Roser, Andrew Waldon, Jared Kirtlan, Ethan Stouffer, Courtney Palmer (scorer); Middle Row: Andy Roser, RJ Waldon, Cody Smalley, Austin Curless, Bryce Kendall, Tanner Wilcox; Back Row: Coach Troy Miller, Coach Randy Keaffaber, Ryan Keaffaber, Shane Vigar, Joseph Ross, Andy Maggart, Austin Keen, Spencer Miller, Coach Josh Merrick, Head Coach Tony Uggen.

Team Roster & Statistics

Lt.	Dk.	Name	B/T	Ht.	Pos.	Gr.	AB	H	R	RBI	2B	3B	HR	Avg.
1	1	Tanner Wilcox	L/R	6-1	CF	9	30	7	11	5	0	0	0	.233
3	3	Tanner Chamberlain	L/L	5-8	CF	12	95	30	38	13	6	1	0	.316
4	4	Hunter Wells	R/R	5-8	RF	12	61	20	9	8	4	0	0	.328
5	5	Collin Dawes	R/R	6-0	2B	11	60	23	16	6	0	0	0	.383
6	6	Cody Smalley	R/R	6-1	SS	11	2	1	1	1	0	0	0	.500
9	9	RJ Waldon	R/L	5-9	1B	12	8	1	6	2	0	0	0	.125
10	10	Austin Curless	R/R	5-11	SS	11	4	1	2	1	0	0	0	.250
14	14	Ethan Stouffer	R/R	5-9	2B	12	19	4	9	4	1	0	0	.211
15	15	Ryan Keaffaber	L/L	6-0	P	11	112	49	18	45	12	3	3	.438
18	18	Adam Roser	L/R	5-10	3B	9	111	41	41	21	11	1	0	.369
21	21	Jared Kirtlan	R/R	5-7	RF	11	42	11	13	1	0	2	0	.262
22	22	Spencer Miller	L/R	6-2	1B	11	5	0	0	0	0	0	0	.000
23	23	Andrew Waldon	R/R	5-11	LF	11	5	1	5	0	0	0	0	.200
24	24	Joseph Ross	R/R	6-0	1B	11	104	35	17	27	10	1	1	.337
25	25	Dallas Hovey	R/R	5-8	LF	11	37	9	6	6	1	0	0	.243
30	30	Andy Maggart	R/R	6-1	3B	11	12	2	2	2	1	0	0	.167
32	32	Andy Roser	R/R	5-10	C	11	113	54	37	40	10	2	3	.478
33	33	Shane Vigar	R/R	5-9	3B	9	9	1	1	0	1	0	0	.111
35	35	Austin Keen	R/R	6-1	SS	12	107	28	9	27	7	0	1	.262
49	49	Bryce Kendall	R/R	5-11	C	9	4	1	2	0	1	0	0	.250
Totals							940	319	243	209	65	10	8	.339

Pitchers

Lt.	Dk.	Name	W/L	ERA	GS	CG	SV	IP	BF	H	R	ER	BB	SO	HBP
3	3	Tanner Chamberlain	3-1	4.52	5	2	0	26.1	126	27	22	22	17	38	2
5	5	Collin Dawes	1-0	1.58	0	0	0	13.1	59	11	5	3	3	12	3
15	15	Ryan Keaffaber	15-0	1.24	14	11	0	101.2	398	59	20	18	29	155	4
18	18	Adam Roser	0-0	21.21	0	0	0	0.1	4	1	3	1	2	1	0
24	24	Joseph Ross	3-1	2.17	7	2	0	38.2	164	28	17	12	12	41	5
30	30	Andy Maggart	0-1	4.67	1	0	0	3.0	24	9	10	2	4	4	0
32	32	Andy Roser	6-2	2.70	7	23	0	49.1	218	55	23	19	9	65	3
Totals			28-5	2.17	35	17	0	233.0	993	190	100	72	76	316	17

State Finals History

State Champion: 2001 (2A)
 Appearances: 2001 (2A), 2012 (2A)



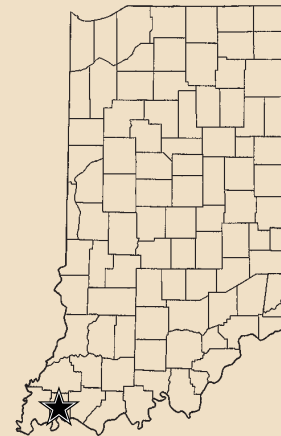
Tony Uggen
 374-173-1, 19th Year

Evansville Mater Dei Wildcats

Class 2A



Front Row (left to right): Easton Ricketts, Tyler Marx, Austin Knapp, Andrew Emmert, Shawn Horthy, Hunter Owen, Tyler Walsh, Cody Hess, Adam Blankenberger, Daniel Mann, and Alex Springer;
 Back Row: Asst. Coach Brian Schapker, Asst. Coach Steve Ricketts, Joe Ritter, Blake Wilderman, Ben Sellers, Chase Bittner, Sam Goad, Brett Masterson, Branson Schroeder, Brandon Wright, Head Coach Jeff Schulz, Jacob Fleming, and Asst. Coach Keric Cron.



Team Facts

Town/City: Evansville
County: Vanderburgh
Superintendent: Darryl Hagan
President: Timothy Dickel
Principal: Chris Tanner
Athletic Director: Joe Herrmann
Asst. Athletic Directors: Joe Dippel, Jeff Jewell
Head Coach: Jeff Schulz
Assistant Coaches: Steve Ricketts, Keric Cron, Brian Schapker, Reid Grossman, Devin Matthews, Michael Schneider, Mitch Laugle
Nickname: Wildcats
School Colors: Red and Gold
Conference: Southern Indiana Athletic
Enrollment: 504
Last Year's W-L Record: 16-10

Team Roster & Statistics

Lt.	Dk.	Name	B/T	Ht.	Pos.	Gr.	AB	H	R	RBI	2B	3B	HR	Avg.
1	1	Andrew Emmert	R/R	5-9	2B	12	53	13	15	16	3	0	0	.245
2	2	Cody Hess	R/R	5-9	OF	12	89	25	19	17	5	0	1	.281
3	3	Jake Fleming	R/R	5-9	SS	10	41	11	9	3	1	1	0	.268
5	5	Alex Springer	R/R	5-11	OF	11	39	14	13	6	2	0	0	.359
6	6	Joe Ritter	R/R	6-0	P	11	45	11	10	6	3	0	1	.244
7	7	Tyler Marx	R/L	5-10	SS	11	13	4	2	4	0	0	0	.308
8	8	Daniel Mann	R/R	6-0	OF	12	10	1	3	0	0	0	0	.100
9	9	Tyler Walsh	R/R	6-3	2B	11	105	34	30	22	10	4	0	.324
10	10	Brandon Wright	R/R	6-2	1B	12	37	6	3	6	2	1	0	.162
11	11	Hunter Owen	R/R	5-11	SS	12	56	24	15	9	6	2	0	.429
12	12	Chase Bittner	R/R	6-1	3B	11	83	30	14	20	9	3	1	.361
15	15	Brett Masterson	R/R	5-10	DH	11	81	23	9	20	4	1	0	.284
16	16	Sam Goad	L/L	6-2	1B	11	48	14	6	10	0	0	0	.292
18	18	Adam Blankenberger	R/R	5-10	OF	12	63	18	16	10	3	3	0	.286
19	19	Easton Ricketts	S/R	5-11	OF	11	1	0	2	0	0	0	0	.000
24	24	Branson Schroeder	R/R	5-11	C	11	7	2	4	0	0	0	0	.286
25	25	Shawn Horthy	R/R	5-10	C	12	63	21	10	12	3	0	1	.333
27	27	Ben Sellers	L/L	6-3	P/1B	9	2	1	0	0	0	0	0	.500
Totals							836	252	181	161	51	15	4	.301

Pitchers

Lt.	Dk.	Name	W/L	ERA	GS	CG	SV	IP	BF	H	R	ER	BB	SO	HBP
4	4	Blake Wilderman	0-0	7.00	0	0	0	1.0	4	1	1	1	0	0	0
6	6	Joe Ritter	8-1	2.18	10	3	0	57.2	252	45	23	18	28	51	3
9	9	Tyler Walsh	1-3	6.63	6	1	0	25.1	132	41	27	24	13	19	4
23	23	Austin Knapp	3-1	2.76	8	1	0	45.2	207	51	26	18	14	25	6
27	27	Ben Sellers	1-0	0.00	0	0	0	3.2	13	0	0	0	2	4	1
Totals			18-13	3.78	32	5	1	188.0	881	213	121	101	88	136	24

State Finals History

State Champion: 1999 (2A)
 Runner-Up: 1998 (2A), 2007 (3A)
 Appearances: 1998 (2A), 1999 (2A), 2002 (2A),
 2007 (3A), 2012 (2A)



Jeff Schulz
 98-49-1, 5th Year

Season Results (18-13-1)

4/4	at North Posey	L	5-6
4/5	Forest Park	W	2-1
4/7	Union County	L	0-3
4/9	at Evansville Reitz	L	4-5
4/11	Evansville Bosse	W	9-6
4/12	at Evansville Central	L	8-9
4/14	at St. Xavier (KY)	L	1-5
4/14	a St. Xavier (KY)	L	2-3
4/17	at Evansville North	L	0-5
4/18	Vincennes Lincoln	L	4-5
4/19	Evansville Harrison	W	6-5
4/23	at Mt. Vernon	L	3-12
4/25	at Heritage Hills	W	6-2
4/26	Evansville Memorial	W	9-7
4/27	at Evansville Harrison	W	8-0
4/30	Castle	W	4-3
5/1	Evansville Central	W	9-2
5/3	at Evansville Bosse	W	10-2
5/4	Henderson County (KY)	T	6-6
5/7	Evansville North	W	9-4
5/11	at Evansville Memorial	L	2-13
5/12	Boonville	W	10-0
5/12	at Castle	L	3-8
5/14	Southridge	L	3-7
5/15	Evansville Reitz	W	12-2
5/21	Mt. Vernon	L	2-3

Southridge Sectional

5/24	Southridge	W	8-0
5/28	North Posey	W	10-0
5/28	South Spencer	W	5-4

Southridge Regional

6/2	Linton-Stockton	W	4-2
6/2	Eastern (Pekin)	W	12-2

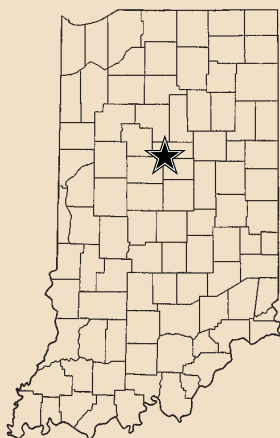
Jasper Semi-State

6/9	Park Tudor	W	7-2
-----	------------	---	-----



Western Panthers

Class 3A



Team Facts

Town/City: Russiaville
 County: Howard
 Superintendent: Randy McCracken
 Principal: Rick Davis
 Athletic Director: Ryan Berryman
 Head Coach: Ty Calloway
 Assistant Coaches: Ron Phillips, Quentin Brown, Caden Cline, Dwight Singer
 Nickname: Panthers
 School Colors: Black and White
 Conference: Mid-Indiana
 Enrollment: 822
 Last Year's W-L Record: 21-2

Season Results (24-9)

3/26	at Elwood	W	3-0
3/27	at Laf. Central Catholic	L	3-7
3/29	Northwestern	L	2-5
4/10	at Tipton	W	13-3
4/11	Kokomo	L	5-7
4/14	at Crawfordsville	L	6-7
4/17	Maonaquah	W	4-3 (11)
4/20	at West Lafayette	W	5-2
4/21	Plainfield	L	7-10
4/21	Plainfield	W	8-7
4/24	at Taylor	W	10-0 (5)
4/26	at Hamilton Heights	L	2-5
5/1	Cass	L	3-5
5/3	at Peru	W	12-0 (5)
5/4	at Carroll (Flora)	W	5-4
5/5	at Frankfort	W	6-4
5/5	at Frankfort	W	3-2
5/7	at Westfield	W	5-0
5/8	at Northwestern	W	3-2
5/10	at Maonaquah	W	12-1 (6)
5/12	Rochester	L	4-6
5/12	Rochester	W	9-0
5/15	Eastern (Greentown)	W	12-2 (5)
5/18	Southwood	W	13-3 (6)
5/19	vs. Crown Point	L	4-8
5/19	vs. Northview	W	3-2
5/21	Zionsville	W	11-7
West Lafayette Sectional			
5/24	Twin Lakes	W	4-2
5/26	Maonaquah	W	12-1 (6)
5/26	West Lafayette	W	3-2
Plymouth Regional			
6/2	Mishawaka Marian	W	4-2
6/2	Griffith	W	4-1
Kokomo Semi-State			
6/9	Bellmont	W	11-6



Front Row (left to right): Dakota LaMott, Cameron Herr, Devon Eaker, Zach Huffman, Austin Dukes, Mitchell Shahan, Mgr. Nathan Singer; Middle Row: Austin LaFollette, Marcus Pingleton, Evan Warden, Drew Bellus, Austin Weaver, Cameron Kuntz, Nathan Kirk, Mgr. Julie Huntzinger, Mgr. Karsen Ennis; Back Row: Asst. Coach Ron Phillips, Asst. Coach Dwight Singer, Kyle Ennis, Kyle Mendenhall, Ronnie Smith, Jake Florek, Adam Bolen, Asst. Coach Caden Cline, Asst. Coach Quentin Brown, Head Coach Ty Calloway.

Team Roster & Statistics

Lt.	Dk.	Name	B/T	Ht.	Pos.	Gr.	AB	H	R	RBI	2B	3B	HR	Avg.
1	1	Evan Warden	R/R	5-8	P/2B	10	94	27	16	13	5	1	0	.287
2	2	Zach Huffman	L/L	5-6	P/OF	12	7	2	3	1	0	0	0	.286
3	3	Marcus Pingleton	R/R	5-10	OF	11	117	45	41	22	5	4	10	.385
5	5	Austin LaFollette	R/R	5-8	OF	12	88	26	21	13	5	1	0	.295
6	6	Dakota LaMott	R/R	5-10	DH	11	92	33	19	16	3	0	0	.359
7	7	Kyle Ennis	R/R	6-0	C	12	78	13	14	7	1	0	0	.167
8	8	Devon Eaker	R/R	5-9	OF	10	82	28	15	14	4	0	0	.341
9	9	Drew Bellus	R/R	6-2	3B	10	108	28	18	21	15	0	1	.259
10	10	Cameron Kuntz	R/R	6-1	P	11	13	1	4	1	0	0	0	.077
11	11	Jake Florek	R/R	6-3	1B	12	78	18	12	12	3	0	1	.231
12	12	Ronnie Smith	R/R	6-6	P	11	3	0	0	0	0	0	0	.000
15	15	Nathan Kirk	R/R	6-2	1B/P	11	30	8	8	5	1	0	0	.267
16	16	Adam Bolen	R/R	5-11	SS	12	104	39	31	25	6	2	5	.375
17	17	Cameron Herr	R/R	5-10	C	10	7	0	1	0	0	0	0	.000
19	19	Mitchell Shahan	R/R	5-10	OF	11	5	0	3	0	0	0	0	.000
21	21	Austin Dukes	L/L	5-10	P	11	10	3	3	2	0	0	0	.300
22	22	Kyle Mendenhall	R/R	6-3	OF	11	0	0	0	0	0	0	0	.000
24	24	Austin Weaver	R/R	6-0	SS	9	4	0	1	0	0	0	0	.000
Totals							920	271	210	152	48	8	17	.295

Pitchers

Lt.	Dk.	Name	W/L	ERA	GS	CG	SV	IP	BF	H	R	ER	BB	SO	HBP
1	1	Evan Warden	4-1	1.66	3	1	0	46.1	190	32	18	11	11	60	1
10	10	Cameron Kuntz	5-1	1.69	7	2	0	45.2	192	36	17	11	20	40	1
11	11	Jake Florek	4-0	1.73	3	0	1	32.1	136	20	10	8	19	38	4
12	12	Ronnie Smith	9-5	2.41	12	5	0	75.2	342	74	40	26	38	76	5
15	15	Nathan Kirk	2-0	1.61	0	0	0	8.2	39	3	3	2	6	10	2
Totals			24-9	2.50	33	8	1	230.0	1016	194	116	82	115	235	17

State Finals History

First Appearance



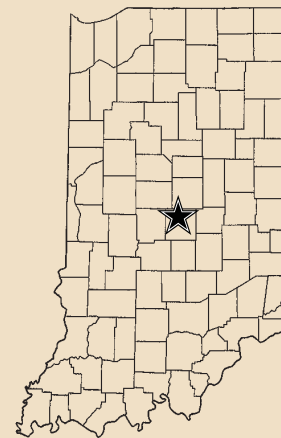
Ty Calloway
639-304, 35th Year

Brebeuf Jesuit Braves

Class 3A



Front Row (left to right): Jimmy Otteson, Ben Powell, Tyler Holt, Eric Coglianese, Will Dugdale, Eric Petruzzi, Nick Chambers, Connor Shanahan, Adam Iffert, Joey Perkins, Asst. Coach Emmitt Carney;
 Back Row: Head Coach Andy McClain, Asst. Coach Chris Vale, Asst. Coach Aaron Ellis, Spencer Martin, Mike Perry, Marshall Farren, Nic Meyers, Connor Hale, Hunter Hale, Michael Paisely, Jacob Wischmeyer, Ruben Naoye, Simon Willard, Eric Bennett, Asst. Coach Rob Baker.



Team Facts

Town/City: Indianapolis
 County: Marion
 Superintendent: Dr. Matthew Hayes
 Principal: Greg Van Slambrook
 Athletic Director: Brian Brase
 Asst. Athletic Director: Ted Hampton
 Head Coach: Andy McClain
 Assistant Coaches: Emmitt Carney, Aaron Ellis, Chris Vale, Rob Baker
 Nickname: Braves
 School Colors: Maroon and Gold
 Conference: Independent
 Enrollment: 785
 Last Year's W-L Record: 18-9

Team Roster & Statistics

Lt.	Dk.	Name	B/T	Ht.	Pos.	Gr.	AB	H	R	RBI	2B	3B	HR	Avg.
2	2	Connor Hale	R/R	6-4	P/1B	12	90	39	31	37	10	3	6	.433
3	3	Nick Chambers	R/R	5-9	2B	10	0	0	0	0	0	0	0	.000
5	5	Joey Perkins	R/R	5-10	3B	11	87	29	27	17	10	0	4	.333
6	6	Simon Willard	R/R	6-0	C	11	5	1	1	1	0	0	0	.200
11	11	Nic Meyers	R/R	6-3	1B/P	12	91	32	21	26	3	1	9	.352
12	12	Tyler Holt	R/R	6-0	RF	10	28	7	9	9	2	0	0	.250
14	14	Marshall Farren	R/R	6-0	SS	9	4	1	0	1	0	0	0	.250
16	16	Eric Bennett	R/R	6-1	OF	12	25	4	3	3	0	0	0	.160
17	17	Jimmy Otteson	R/R	5-10	P	11	0	0	0	0	0	0	0	.000
20	20	Ben Powell	R/R	6-2	CF	10	73	19	16	11	8	0	1	.260
21	21	Eric Petruzzi	R/R	5-10	LF	10	92	33	23	19	13	1	0	.359
22	22	Jacob Wischmeyer	R/R	5-11	2B	12	72	26	13	23	6	2	2	.361
23	23	Michael Paisely	L/R	5-11	SS	12	94	31	25	7	2	0	1	.330
24	4	Will Dugdale	R/R	5-8	P/OF	12	5	1	1	0	0	0	0	.200
26	1	Adam Iffert	R/R	5-9	3B	9	3	2	0	0	0	0	0	.667
30	9	Hunter Hale	R/R	6-0	C	10	46	7	6	5	1	0	0	.152
32	54	Ruben Naoye	R/R	5-10	OF	12	28	7	4	4	1	0	0	.250
33	33	Mike Perry	R/R	6-1	1B	11	3	1	2	1	0	0	0	.333
34	34	Spencer Martin	R/R	6-0	P	10	6	2	1	1	1	0	0	.333
Totals							752	242	183	165	57	7	23	.322

Season Results (21-8)

3/26	at Warren Central	W	7-1
3/30	vs. DeKalb	L	3-10
3/31	vs. Rockville	W	7-1
3/31	vs. Crawfordsville	W	12-11
4/9	Roncalli	L	7-12 (8)
4/11	at Park Tudor	L	2-3
4/13	at Guerin Catholic	W	5-4 (9)
4/16	Pike	W	7-2
4/20	Indpls. Bishop Chatard	L	6-7 (8)
4/23	Mt. Vernon (Fortville)	W	11-6
4/24	Speedway	W	6-4
4/25	Cov. Christian (Indpls.)	W	6-1
4/27	Lebanon	W	4-0
5/2	Beech Grove	W	5-1
5/4	Franklin Central	W	8-1
5/5	at Roncalli	L	4-5
5/8	at Indpls. Cardinal Ritter	W	13-7
5/9	Greenfield-Central	W	10-0 (5)
5/11	at Hamilton Heights	L	2-3
5/14	Heritage Christian	W	5-4
5/15	at Indpls. Cathedral	L	0-10 (6)
5/18	Ben Davis	L	4-8
5/19	at Indpls. Scecina	W	11-7
5/21	Triton Central	W	4-3

Pitchers

Lt.	Dk.	Name	W/L	ERA	GS	CG	SV	IP	BF	H	R	ER	BB	SO	HBP
2	2	Connor Hale	7-1	3.29	9	8	1	72.1	217	72	49	34	28	89	19
11	11	Nic Meyers	2-3	4.68	7	3	0	46.1	139	55	34	31	11	60	7
34	34	Spencer Martin	8-3	2.52	11	9	0	50.0	150	39	26	18	9	54	13
Totals			21-8	3.13	29	20	1	197.0	591	182	122	88	61	233	45

State Finals History

First Appearance



Andy McClain
 107-61, 7th Year

Brebeuf Jesuit Sectional

5/26	Indianapolis Arlington	W	16-0 (5)
5/28	Guerin Catholic	W	7-0

Mt. Vernon (Fortville) Regional

6/2	Beech Grove	W	8-3
6/2	Edgewood	W	5-1

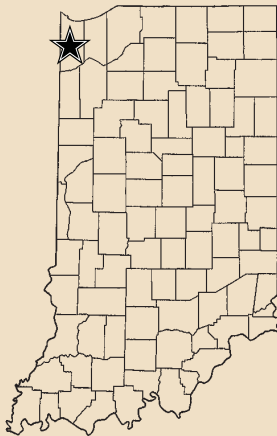
Plainfield Semi-State

6/9	Greensburg	W	10-9
-----	------------	---	------



Lake Central Indians

Class 4A



Team Facts

Town/City: St. John
 County: Lake
 Superintendent: Dr. Lawrence Veracco
 Principal: Robert McDermott
 Athletic Director: Robin Tobias
 Asst. Athletic Director: Brett St. Germain
 Head Coach: Jeff Sandor
 Assistant Coaches: Joe Stanisz,
 Brett Summers, Jeff Myszak, Ryan Keelan
 Student Managers: Johnny Gbur, Alex Mantel
 Nickname: Indians
 School Colors: Blue and White
 Conference: Duneland Athletic
 Enrollment: 3,250
 Last Year's W-L Record: 26-5

Season Results (31-1)

3/27	at Hammond Bishop Noll	W	1-0
3/31	at Hammond Morton	W	6-0
3/31	at Hammond Morton	W	16-1 (5)
4/2	at Lowell	W	16-0 (5)
4/3	Munster	W	1-0
4/5	at Hanover Central	W	5-0
4/6	Highland	W	10-0 (5)
4/10	at Michigan City	W	5-0
4/12	Crown Point	W	12-5
4/16	Merrillville	W	12-0 (5)
4/18	Portage	W	7-3
4/19	Benton Central	W	14-4 (6)
4/20	Valparaiso	W	8-0
4/24	at Chesterton	L	3-4
4/26	at LaPorte	W	1-0 (9)
5/1	Michigan City	W	6-2
5/2	at Crown Point	W	10-1
5/3	at Merrillville	W	10-4
5/5	Elkhart Memorial	W	14-2 (5)
5/8	at Portage	W	4-2
5/10	at Valparaiso	W	8-6
5/12	at Franklin Central	W	3-1
5/12	at Indianapolis Cathedral	W	7-1
5/15	Chesterton	W	8-1
5/17	LaPorte	W	6-1
5/19	at Whiting	W	7-0
Munster Sectional			
5/25	Munster	W	7-0
5/28	Lowell	W	9-3
5/28	Highland	W	7-0
LaPorte Regional			
6/2	Elkhart Central	W	2-1
6/2	Penn	W	3-1
Kokomo Semi-State			
6/9	Zionsville	W	4-3 (9)



Front Row (left to right): Nick Kellams, Ryan Burvan, Steve Fulk, Alec Pickert, Brad Staszewski, Austen Wagoner;
 Middle Row: Chase Fieldhouse, Antonio Majstorov, Brenden Seren, Adam Fulk, Alec Olund, Aaron Glatt,
 Jimmy McNamara, Zach Mantel; Back Row: Asst. Coach Brett Summers, Head Coach Jeff Sandor,
 Tony Schneider, Cody Brack, Anthony Fushi, Ryan Pachowicz, Taylor Lehnert, Asst. Coach Jeff Myszak,
 Trainer Chris Hall, Asst. Coach Joe Stanisz, Asst. Coach Ryan Keelan.

Team Roster & Statistics

Lt.	Dk.	Name	B/T	Ht.	Pos.	Gr.	AB	H	R	RBI	2B	3B	HR	Avg.
1	1	Alec Olund	R/R	6-1	2B	10	59	21	13	13	5	2	2	.356
2	2	Austen Wagoner	R/R	6-0	SS	12	90	25	23	26	6	0	1	.278
3	3	Nick Kellams	L/L	5-10	RF	11	102	40	30	16	11	2	2	.392
4	4	Steve Fulk	R/R	6-0	RF	11	11	3	6	1	0	0	0	.273
5	5	Chase Fieldhouse	R/R	5-11	CF	12	87	39	32	34	9	1	4	.448
6	6	Ryan Burvan	R/R	5-10	2B	11	81	29	23	11	6	1	1	.358
7	7	Ryan Pachowicz	R/R	6-1	1B	12	81	28	25	21	5	0	1	.346
11	11	Alec Pickert	L/R	5-10	2B	11	13	4	4	2	0	0	0	.308
12	12	Brenden Seren	R/R	6-0	3B/P	10	0	0	0	0	0	0	0	.000
13	13	Anthony Fushi	R/R	6-3	3B	12	45	12	5	9	1	0	0	.267
14	14	Brad Staszewski	R/R	5-10	3B	11	3	2	3	1	1	0	0	.667
15	15	Zach Mantel	R/R	6-0	C	12	55	15	10	18	2	0	3	.273
18	18	Aaron Glatt	R/R	6-2	P	11	0	0	0	0	0	0	0	.000
19	19	Taylor Lehnert	R/R	6-4	P/1B	12	2	0	0	0	0	0	0	.000
20	20	Jimmy McNamara	L/L	6-2	P/RF	12	64	19	18	20	5	2	0	.297
21	21	Adam Fulk	R/R	6-0	LF	12	88	33	25	26	3	3	3	.375
22	22	Cody Brack	R/R	6-1	C	11	12	7	3	3	2	0	0	.583
23	23	Antonio Majstorov	R/R	5-9	3B/P	11	22	7	5	2	1	0	0	.318
24	24	Tony Schneider	L/R	6-2	1B	11	8	3	1	2	0	0	0	.375
Totals							823	287	226	205	57	11	17	.349

Pitchers

Lt.	Dk.	Name	W/L	ERA	GS	CG	SV	IP	BF	H	R	ER	BB	SO	HBP
2	2	Austen Wagoner	1-0	1.50	0	0	1	14.0	57	12	4	3	3	15	1
3	3	Nick Kellams	5-0	1.93	6	1	0	29.0	124	21	10	8	11	38	2
6	6	Ryan Burvan	0-0	0.00	0	0	0	1.0	4	1	0	0	1	0	0
7	7	Ryan Pachowicz	0-0	0.00	0	0	0	3.0	10	1	0	0	2	3	1
18	18	Aaron Glatt	1-0	3.50	1	0	0	8.0	39	11	4	4	4	7	2
19	19	Taylor Lehnert	11-0	0.69	10	7	3	70.2	288	37	11	7	13	111	9
20	20	Jimmy McNamara	9-1	0.75	12	7	1	65.0	279	41	11	7	12	116	5
23	23	Antonio Majstorov	4-0	1.29	3	1	0	16.1	61	8	3	3	2	17	1
Totals			31-1	1.08	32	16	5	207.3	862	132	43	32	48	307	21

State Finals History

Appearances: 2000 (4A), 2003 (4A), 2012 (4A)



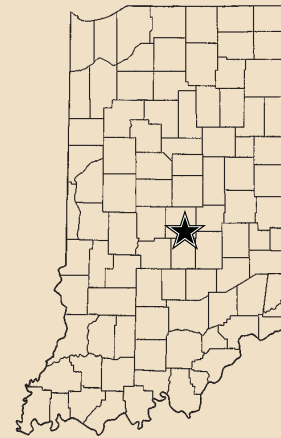
Jeff Sandor
 77-11, 3rd Year

Roncalli Rebels

Class 4A



Front Row (left to right): Aaron Schnell, Dan Harris, Tyler Halter, Colin Hawk, Jason Simpkins, Joe Ardizzone, Drew Biddle, Jordan Reeser, Brad Fey; Back Row: Head Coach Keith Hatfield, Josh Pawlak, Athletic Trainer Mike Sahn, Grant Field, Chris Fey, Kevin Schubach, Tyler Schoettle, Nick Kuntz, Pauly Milto, Austin Alte, Nick Wright, Chase Steinbrunner, Mike Smith, Asst. Coach Danny Gillin, Asst. Coach Joe Mack.



Team Facts

Town/City: Indianapolis
County: Marion
Superintendent: Harry Plummer
Principal: Chuck Weisenbach
Athletic Director: Dave Toner
Athletic Director: Angie Toner
Head Coach: Keith Hatfield
Assistant Coaches: Joe Mack, Danny Gillin, Patrick Verhiley, Willie Matis, Jere Kubuske, David Early
Student Managers: Josh Pawlak
Nickname: Rebels
School Colors: Red, White, and Blue
Conference: Independent
Enrollment: 1,109
Last Year's W-L Record: 17-8-1

Team Roster & Statistics

Lt.	Dk.	Name	B/T	Ht	Pos.	Gr.	AB	H	R	RBI	2B	3B	HR	Avg.
1	1	Chris Fey	R/R	5-11	OF	10	0	0	0	0	0	0	0	.000
2	2	Grant Field	R/L	5-10	OF	10	0	0	0	0	0	0	0	.000
3	3	Dan Harris	R/R	5-8	OF	11	27	4	1	4	0	0	0	.148
5	5	Jordan Reeser	L/R	5-10	INF	12	91	34	24	30	13	0	3	.374
6	6	Colin Hawk	R/R	5-11	SS/P	12	99	38	33	17	8	2	1	.384
7	7	Aaron Schnell	R/R	6-3	OF/P	10	84	21	21	18	4	1	1	.250
9	9	Kevin Schubach	L/R	6-0	P	12	4	0	0	0	0	0	0	.000
11	11	Tyler Halter	L/R	5-10	2B	11	0	0	0	0	0	0	0	.000
12	12	Brad Fey	L/R	6-0	UTIL	12	64	19	13	9	2	0	0	.297
14	14	Joe Ardizzone	L/R	6-0	INF	12	99	40	28	24	6	1	2	.404
15	15	Drew Biddle	R/R	5-11	OF/P	11	75	24	19	17	2	1	0	.320
17	17	Austin Alte	R/R	5-11	2B/C	10	7	0	0	0	0	0	0	.000
18	18	Mike Smith	R/R	6-1	P	11	5	1	1	1	0	0	0	.200
19	19	Jason Simpkins	R/R	6-0	INF	12	106	37	20	29	7	0	1	.349
20	20	Tyler Schoettle	R/R	6-1	C/3B	9	0	0	0	0	0	0	0	.000
21	21	Chase Steinbrunner	R/R	6-3	OF/P	12	94	32	30	25	8	2	1	.340
22	22	Pauly Milto	R/R	6-1	1B	9	0	0	0	0	0	0	0	.000
23	23	Nick Kuntz	R/R	6-0	C	11	15	3	1	2	0	0	0	.200
24	24	Nick Wright	R/R	6-2	C	12	81	22	29	7	10	0	0	.272
Totals							851	275	220	183	60	7	9	.323

Pitchers

Lt.	Dk.	Name	W/L	ERA	GS	CG	SV	IP	BF	H	R	ER	BB	SO	HBP
6	6	Colin Hawk	10-1	2.38	--	--	0	61.3	241	63	26	21	22	58	--
7	7	Aaron Schnell	6-1	1.64	--	--	0	38.3	144	30	13	9	16	23	--
9	9	Kevin Schubach	2-2	4.93	--	--	0	27.0	109	33	22	19	22	21	--
15	15	Drew Biddle	1-1	4.92	--	--	0	21.3	80	18	15	15	20	14	--
21	21	Chase Steinbrunner	3-3	4.09	--	--	2	39.3	165	47	28	23	23	36	--
Totals			23-8	3.25	--	--	2	187.6	739	191	104	87	103	152	--

State Finals History

Runner-Up: 1982
 Appearances: 1982, 2012 (4A)



Keith Hatfield
 58-26-2, 3rd Year

Season Results (23-8-1)

3/26	at Lawrence Central	W	6-4
3/28	vs. Indpls. Bishop Chatard	W	18-12
3/28	at Indpls. Cathedral	W	7-3
4/3	Greenfield-Central	W	4-2
4/9	at Brebeuf Jesuit	W	12-7 (8)
4/10	at Southport	W	9-3
4/13	Franklin Central	L	6-8
4/13	Franklin Central	L	5-7
4/17	Beech Grove	W	10-0 (6)
4/18	at New Palestine	L	4-5
4/23	Plainfield	L	2-4
4/24	Indpls. Scecina	W	7-0
4/26	Speedway	L	3-5
4/27	at Perry Meridian	W	7-0
4/27	at Perry Meridian	L	1-3
5/2	at Pike	W	10-5
5/4	Lawrence North	W	9-0
5/5	Brebeuf Jesuit	W	5-4
5/5	Warren Central	W	4-1
5/7	Franklin Community	T	5-5
5/8	at North Central (Indpls.)	L	4-5
5/12	at Avon	W	7-1
5/15	Decatur Central	W	11-3
5/17	vs. Lawrence Central	W	7-3 (8)
5/19	Western Boone	W	15-0 (5)
5/19	Greensburg	L	4-5
5/21	at Shelbyville	W	2-1
Indpls. Cathedral Sectional			
5/28	Lawrence Central	W	15-4 (5)
5/28	Warren Central	W	7-6
Avon Regional			
6/2	Northview	W	16-0 (5)
6/2	Brownburg	W	5-4
Plainfield Semi-State			
6/9	New Palestine	W	8-3