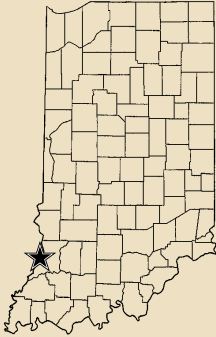




Vincennes Rivet Patriots

Class A



Team Facts

Town/City: Vincennes
 County: Knox
 Superintendent: Father David Fleck
 Principal: Janice Jones
 Athletic Director: Douglas Ostendorf
 Head Coach: Bill Beard
 Assistant Coaches: Mack Wirth, Hank Lopez, Steven Holka, Doug Carroll, Rod Lopez
 Student Manager: Will Sievers
 School Colors: Purple and Gold
 Conference: Blue Chip
 Enrollment: 115
 Last Year's W-L Record: 15-13

Season Results (19-12)

3/27 Sullivan	L	4-10
3/28 Princeton	W	10-5
3/30 East Richland (IL)	L	4-6
4/1 at Evansville Bosse	W	15-3 (5)
4/5 at Loogootee	W	4-3 (8)
4/8 at Mt. Carmel (IL)	W	17-9
4/10 Barr-Reeve	L	1-2 (8)
4/12 Wood Memorial	L	2-3
4/15 at Linton-Stockton	L	2-3
4/17 Shoals	W	19-0 (5)
4/20 at Edgewood	L	4-5
4/23 at Jasper	L	0-5
4/26 at North Knox	W	2-1
4/27 Riverton Parke	W	9-1
4/27 North Central (Farmers)	W	7-1
4/29 South Knox	W	10-6
5/2 Bedford North Lawrence	L	2-4
5/3 North Posey	L	0-12 (5)
5/6 Shakamak	L	6-9
5/8 Bloomfield	W	9-0
5/14 Northeast Dubois	W	9-3
5/15 White River Valley	W	5-1
5/16 at Eastern Greene	L	7-8 (8)
5/18 at Gibson Southern	L	2-12 (6)
5/18 at South Knox	W	12-0 (5)
Loogootee Sectional		
5/22 Loogootee	W	5-4 (9)
5/27 Shoals	W	4-3
5/27 Barr-Reeve	W	4-2
Loogootee Regional		
6/3 Trinity Lutheran	W	12-0
6/3 South Central (Elizabeth)	W	11-6
Plainfield Semi-State		
6/8 Rising Sun	W	7-0



Front Row (left to right): Austin Woodruff, Lance Lane, Tanner Thomas, Tanner Allen; Middle Row: Blake Mouzin, Peyton Cummins, Gavin Benock, Andrew Lehman, Jackson Niehaus, Zach Templin; Back Row: Asst. Coach Hank Lopez, Asst. Coach Mack Wirth, Chase Allen, Colin Vieke, Collin Wirth, Asst. Coach Steve Holka, Head Coach Bill Beard.

Team Roster & Statistics

Lt.	Dk.	Name	B/T	Ht.	Pos.	Gr.	AB	H	R	RBI	2B	3B	HR	Avg.
2	2	Tanner Allen	R/R	5-8	IF	9	19	6	6	8	0	0	0	.316
3	3	Colin Vieke	R/R	6-0	OF	12	106	33	25	8	3	0	0	.311
4	4	Austin Woodruff	R/R	5-6	OF	9	49	11	12	9	0	0	0	.224
5	5	Andrew Lehman	R/R	5-10	OF	10	3	0	2	2	0	0	0	.000
7	7	Chase Allen	R/R	6-1	IF/P	11	81	29	24	19	7	1	0	.358
10	10	Blake Mouzin	R/R	5-10	OF/P	11	31	9	2	2	0	0	0	.290
12	12	Jackson Niehaus	L/L	6-2	OF/P	9	71	16	14	14	1	0	0	.225
17	17	Collin Wirth	R/R	6-2	IF/P	11	85	34	25	16	4	1	2	.400
19	19	Zach Templin	R/R	6-5	IF	11	94	22	21	13	6	1	0	.234
27	27	Lance Lane	R/R	6-2	IF/P	9	11	1	2	1	0	0	0	.091
32	32	Gavin Benock	R/R	5-10	C	11	96	35	25	19	2	2	1	.365
35	35	Tanner Thomas	R/R	6-0	IF	9	73	20	21	16	6	2	2	.274
40	40	Peyton Cummins	R/R	6-2	IF	10	95	34	21	27	4	0	0	.358
Totals							814	250	200	154	33	5	5	.307

Pitchers

Lt.	Dk.	Name	W/L	ERA	GS	CG	SV	IP	BF	H	R	ER	BB	SO	HPB
7	7	Chase Allen	6-1	2.45	10	2	0	62.3	285	47	25	17	39	66	3
10	10	Blake Mouzin	3-1	3.48	1	0	1	33.6	167	35	28	13	22	18	5
17	17	Collin Wirth	4-6	4.20	9	1	1	45.0	238	54	45	21	27	35	5
27	27	Lance Lane	4-1	1.29	4	1	1	35.0	144	21	7	5	19	38	0
Totals			19-12	2.86	24	4	3	176.0	834	157	105	56	107	157	13

State Finals History

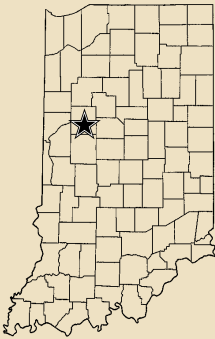
Runner-Up: 2009 (A)
 Appearances: 2009 (A), 2013 (A)



Bill Beard
 89-70, 6th Year

Lafayette Central Catholic Knights

Class A



Team Facts

Town/City: Lafayette
 County: Tippecanoe
 Superintendent: Dr. Marie Williams
 Executive Director: Eric Davis
 Principal: Dr. Joe Brettnacher
 Athletic Director: Tim Bordenet
 Asst. Athletic Director: Pat O'Keefe
 Head Coach: Tim Bordenet
 Assistant Coaches: Collin Arnold, Billy Hall, Kevin Ricks, Charlie Roberts, Dave Sterrett, Casey Taylor
 School Colors: Navy Blue and White
 Conference: Hoosier
 Enrollment: 233
 Last Year's W-L Record: 31-4

Season Results (30-5)

4/1	Tri-County	W	9-6
4/3	vs. Bolton (TN)	L	3-4
4/5	at Covington (TN)	L	3-13
4/5	vs. John Paul II (TN)	W	4-3
4/6	vs. Murfreesboro Cent. (TN)	W	6-5 (8)
4/9	West Lafayette	W	2-1 (9)
4/13	at Lafayette Jefferson	W	3-1
4/15	Frontier	L	1-2
4/17	Twin Lakes	W	12-0 (5)
4/22	at Rensselaer Central	W	12-2 (6)
4/25	Rensselaer Central	W	13-3 (6)
4/26	Harrison (West Lafayette)	W	11-1 (5)
4/27	at McCutcheon	W	5-3
4/30	at Delphi	W	3-2
5/1	Delphi	W	4-3 (9)
5/2	at Seeger	W	3-1
5/3	Indpls. Bishop Chatard	W	4-3 (13)
5/6	at North Montgomery	L	2-3
5/7	Tipton	W	6-2
5/8	at Tipton	L	3-6
5/10	Seton Catholic	W	1-0
5/11	Guerin Catholic	W	6-5
5/11	Indpls. Scecina	W	9-6
5/14	Twin Lakes	W	3-1
5/14	Benton Central	W	11-1 (5)
5/15	at Benton Central	W	11-1 (5)
5/17	at West Lafayette	W	8-1
5/18	Cass	W	8-6
5/20	at Carroll (Flora)	W	15-0 (5)
Laf. Central Catholic Sectional			
5/23	Rossville	W	16-0
5/27	Tri-Central	W	5-0
5/27	Frontier	W	2-0
Laf. Central Catholic Regional			
6/1	Rockville	W	8-0
6/1	Monroe Central	W	11-0 (5)
South Bend Clay Semi-State			
6/8	North White	W	10-0 (5)

Front Row (left to right): Tanner Sterrett (bat boy), Ben Page, Pete Metzinger, Coy Cronk, Ryan DeBoy, Adam Lovell, Jake Churchill, Cowan Olinger, A.J. Bordenet (bat boy), Luke Fusiek; Middle Row: Asst. Coach Dave Sterrett, Head Coach Tim Bordenet, Jackson Anthrop, Gage Ulerly, Nigel Hensley, Evan Kennedy, Anthony Berumen, Trystan Nice, Bradyn Bordenet; Back Row: Asst. Coach Kevin Ricks, Andrew Hubertz, Hayes Cronk, Lucas Richardson, Bayley Fontaine, Nate Wiercioch, Jarrod Patzschke, Asst. Coach Casey Taylor, Asst. Coach Collin Arnold, Principal Joe Brettnacher.

Team Roster & Statistics

Lt.	Dk.	Name	B/T	Ht.	Pos.	Gr.	AB	H	R	RBI	2B	3B	HR	Avg.
2	2	Adam Lovell	L/R	5-8	LF	9	91	31	28	9	1	0	0	.341
3	3	Jackson Anthrop	R/R	5-10	2B	9	110	41	33	18	9	1	1	.373
5	5	Nate Wiercioch	R/R	5-11	3B	10	0	0	4	0	0	0	0	.000
6	6	Ben Page	R/R	5-11	P/OF	11	8	0	2	0	0	0	0	.000
8	8	Coy Cronk	R/R	6-2	C	9	33	7	3	8	1	0	0	.212
9	9	Jake Churchill	R/R	5-11	P/SS	12	109	45	36	17	13	0	0	.413
11	11	Lucas Richardson	R/R	5-10	P	11	0	0	0	0	0	0	0	.000
12	12	Trystan Nice	R/R	6-2	1B	10	0	0	0	0	0	0	0	.000
14	14	Pete Metzinger	R/R	5-11	RF	11	40	15	10	7	2	0	0	.375
18	18	Hayes Cronk	R/R	6-4	P	11	10	2	0	2	0	0	0	.200
20	20	Bayley Fontaine	R/R	5-11	C	10	1	0	0	0	0	0	0	.000
21	21	Luke Fusiek	R/R	5-11	3B	9	54	17	11	9	3	0	0	.315
22	22	Nigel Hensley	R/R	5-10	OF/2B	11	27	4	3	5	1	0	0	.148
27	27	Andrew Hubertz	R/R	6-3	P/3B	12	102	32	25	28	7	2	1	.314
30	30	Bradyn Bordenet	R/R	6-1	P/1B	9	0	0	0	0	0	0	0	.000
31	31	Gage Ulerly	R/R	6-2	1B/C	11	38	7	3	7	0	0	1	.184
32	32	Cowan Olinger	R/R	6-0	P/CF	12	98	27	19	23	1	0	0	.276
33	33	Anthony Berumen	R/R	5-9	IF	9	0	0	6	0	0	0	0	.000
41	41	Evan Kennedy	L/R	6-3	C	11	96	30	32	24	13	2	3	.312
51	51	Ryan DeBoy	R/R	6-1	P/1B	12	110	32	15	36	10	1	4	.291
Totals							927	290	232	193	61	6	10	.313

Pitchers

Lt.	Dk.	Name	W/L	ERA	GS	CG	SV	IP	BF	H	R	ER	BB	SO	HBP
3	3	Jackson Anthrop	2-2	2.75	2	1	0	20.1	92	22	11	8	4	11	2
9	9	Jake Churchill	2-0	0.43	1	0	0	16.1	62	5	2	1	4	7	1
11	11	Lucas Richardson	6-1	2.37	10	4	0	44.1	201	36	23	15	20	28	4
18	18	Hayes Cronk	8-2	1.62	10	7	1	56.0	239	45	18	13	9	54	6
17	17	Andrew Hubertz	6-0	1.40	5	4	3	45.0	182	35	11	9	14	54	3
30	30	Bradyn Bordenet	0-0	2.03	2	0	0	10.1	44	10	3	3	2	7	2
32	32	Cowan Olinger	3-0	0.00	0	0	0	11.0	41	5	0	0	3	6	2
51	51	Ryan DeBoy	3-0	1.86	4	2	1	26.1	116	30	9	7	6	6	1
Totals			30-5	1.92	35	18	5	233.0	998	199	85	64	62	175	22

State Finals History

State Champion: 2004 (A), 2007 (A), 2009 (A), 2010 (A), 2011 (A), 2012 (A)
 Appearances: 2002 (A), 2003 (A), 2004 (A), 2007 (A), 2009 (A), 2010 (A), 2011 (A), 2012 (A), 2013 (A)



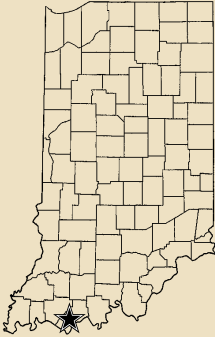
Tim Bordenet

390-122-1, 16th Year



South Spencer Rebels

Class 2A



Team Facts

Town/City: Rockport
 County: Spencer
 Superintendent: Candis Haskell
 Principal: Angela Gladish
 Athletic Director: Bruce Green
 Head Coach: Brian Kuester
 Assistant Coaches: Mike Ogilvie, Mitch Rust, Shawn Kuester, Chris Bartlett, J.C. Davis
 Student Manager: Ben Huff
 School Colors: Royal Blue, White, and Red
 Conference: Pocket Athletic
 Enrollment: 466
 Last Year's W-L Record: 22-7

Season Results (22-8)

3/27	at Daviess County (KY)	L	2-9
3/29	Perry Central	W	12-2
4/1	at North Posey	W	7-3
4/2	at Owensboro Cath. (KY)	W	11-1
4/6	Tell City	L	9-10
4/8	Apollo (KY)	W	14-13 (9)
4/9	Castle	L	5-8
4/12	Boonville	W	9-4
4/13	at Evansville Memorial	W	10-6 (10)
4/22	at Southridge	L	0-3
4/23	at Wood Memorial	W	18-6
4/25	Owensboro Catholic (KY)	W	6-2
4/26	Tecumseh	W	6-3
4/29	Evansville Reitz	L	8-10
5/1	at Heritage Hills	W	3-2
5/3	at Princeton	W	12-0
5/7	Logootee	W	13-3
5/11	vs. Evansville Harrison	L	5-10
5/11	vs. North Central (Indpls.)	L	1-5
5/14	at Forest Park	W	2-1
5/15	Jasper	W	8-7
5/16	Pike Central	W	6-2
5/17	at Gibson Southern	L	1-2
5/20	Evansville Harrison	W	15-6
Southridge Sectional			
5/23	Perry Central	W	11-1
5/27	North Posey	W	3-0
5/28	Southridge	W	11-2
Southridge Regional			
6/3	Switzerland County	W	12-2
6/4	Eastern Greene	W	12-2
Jasper Semi-State			
6/8	Park Tudor	W	2-0



Front Row (left to right): Kobe Stephens, Trevor Lehr, Brandon Lehr, Nathan Kuester, Malin Webb, Zeth Young, Isaac Rowan, Ryan Wilkinson, Tyler Schneider; Back Row: Asst. Coach Chris Bartlett, Asst. Coach Shawn Kuester, Jesse Stallings, Trey Toler, Jon Michael Stallings, Chandler Roberts, Taylor Market, Charleston Roberts, Ryan Duval, Ben Huff (manager), Head Coach Brian Kuester, Asst. Coach Mitch Rust, Asst. Coach J.C. Davis, Asst. Coach Mike Ogilvie.

Team Roster & Statistics

Ll	Dk	Name	B/T	Ht	Pos	Gr	AB	H	R	RBI	2B	3B	HR	Avg
6	6	Ryan Wilkinson	R/R	6-2	DH/IF/P	11	68	22	9	13	4	1	0	.324
7	7	Isaac Rowan	R/R	5-11	IF/OF	11	64	19	12	13	4	1	1	.297
8	8	Ryan Duval	R/R	6-0	IF	12	96	37	19	24	8	1	2	.385
9	9	Charleston Roberts	L/R	6-3	IF	12	91	31	31	19	5	1	1	.341
10	10	Taylor Market	L/L	6-2	OF/P	10	2	1	1	0	0	0	0	.500
11	11	Chandler Roberts	L/R	6-2	OF	11	57	16	13	7	3	0	0	.281
12	12	Kobe Stephens	R/R	5-10	IF/P	9	96	25	33	8	1	0	0	.260
14	14	Tyler Schneider	R/R	6-0	IF/P	10	88	35	32	32	8	1	1	.398
15	15	Trey Toler	R/R	6-0	P/IF	9	1	0	0	0	0	0	0	.000
16	16	Malin Webb	L/R	6-1	OF/P	11	64	16	11	15	3	0	0	.250
18	18	Trevor Lehr	R/R	5-9	IF/OF	10	1	0	0	0	0	0	0	.000
20	20	Brandon Lehr	R/R	6-0	P/OF	12	93	33	28	22	9	1	0	.355
21	21	Zeth Young	R/R	5-11	P	10	13	3	2	1	2	0	0	.231
23	23	Jon Stallings	L/L	6-2	P	10	7	2	3	1	0	0	0	.286
26	26	Nathan Kuester	R/R	5-11	C	11	111	44	43	26	11	0	0	.396
30	30	Jesse Stallings	L/L	6-3	P	9	2	0	0	0	0	0	0	.000
Totals						854	284	237	181	58	6	5	.333	

Pitchers

Ll	Dk	Name	W/L	ERA	GS	CG	SV	IP	BF	H	R	ER	BB	SO	HBP
6	6	Ryan Wilkinson	4-0	5.68	--	1	0	19.0	89	23	13	12	10	13	2
15	15	Trey Toler	0-1	3.38	--	0	0	10.2	45	9	8	4	9	8	2
16	16	Malin Webb	4-0	4.55	--	0	0	31.2	148	37	21	16	12	16	11
20	20	Brandon Lehr	9-4	2.56	15	6	0	77.1	331	72	33	22	21	38	4
21	21	Zeth Young	2-0	4.91	--	0	0	18.1	92	13	14	10	20	14	2
23	23	Jon Stallings	3-3	6.47	--	1	0	32.0	153	24	29	23	28	36	3
30	30	Jesse Stallings	0-0	6.35	--	0	0	11.1	56	9	11	8	8	3	2
Totals			22-8	4.37	30	8	0	198.7	914	191	13	298	109	130	26

State Finals History

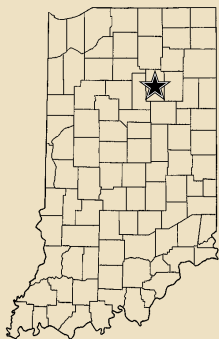
State Champion: 2007 (2A), 2011 (2A)
 Appearances: 1969, 2007 (2A), 2011 (2A), 2013 (2A)



Brian Kuester
 310-173, 17th Year

Northfield Norsemen

Class 2A



Team Facts

Town/City: Wabash
 County: Wabash
 Superintendent: Dr. Sandra Weaver
 Principal: Mike Keaffaber
 Athletic Director: Tony Uggen
 Head Coach: Tony Uggen
 Assistant Coaches: Troy Miller, Randy Keaffaber, Josh Merrick, Tanner Chamberlain
 Student Managers: Courtney Palmer, Hannah Cole, Cortney Pennington
 School Colors: Royal Blue and Gray
 Conference: Three Rivers
 Enrollment: 353
 Last Year's W-L Record: 29-5-1

Season Results (29-3)

4/5	at Floyd Central	L	2-9
4/6	at Austin	W	3-2
4/6	at Austin	L	5-8
4/12	Woodlan	W	2-0
4/13	at Marion	W	6-1
4/13	at Marion	W	16-15
4/15	Blackford	W	11-1
4/20	Argos	W	10-0
4/20	Argos	W	5-0
4/22	at Peru	W	11-2
4/25	at Caston	W	3-0
4/26	at Maconaquah	W	13-7
4/29	at Rochester	W	3-0
5/1	Wabash	L	4-6
5/2	at Tippecanoe Valley	W	8-1
5/4	at Fremont	W	13-0
5/4	at Fremont	W	5-2
5/6	at Whitko	W	9-0
5/10	Eastbrook	W	8-4
5/11	Bremen	W	8-6
5/11	Bremen	W	12-2
5/13	at Southwood	W	18-0
5/14	Oak Hill	W	15-12
5/15	Manchester	W	12-2
5/16	North Miami	W	8-6
5/20	Bellmont	W	9-5

Wabash Sectional

5/23	North Miami	W	6-0
5/28	Cass	W	3-0
5/29	Oak Hill	W	8-4

Wabash Regional

6/3	Lapel	W	8-5
6/4	Delphi	W	2-1

Kokomo Semi-State

6/8	Adams Central	W	5-1
-----	---------------	---	-----



Front Row (left to right): Courtney Palmer (scorer), Ryan Keaffaber, Jared Kirlian, Dallas Hovey, Adam Roser, Cody Smalley, Andy Roser, Joseph Ross, Drake Richter, Nate Hembree, Brad Bever, Cortney Pennington (manager);
 Back Row: Head Coach Tony Uggen, Onville Uggen (scorer), Asst. Coach Tanner Chamberlain, Asst. Coach Troy Miller, Shane Vigar, Christian Hawkins, Spencer Miller, Andy Maggart, Austin Curless, Andrew Waldon, Collin Dawes, Joseph Mitchell, Remi Monce, Bryce Kendall, Asst. Coach Josh Merrick, Asst. Coach Randy Keaffaber;
 Not pictured: Hannah Cole (manager).

Team Roster & Statistics

LL	Dk	Name	B/T	Ht	Pos	Gr	AB	H	R	RBI	2B	3B	HR	Avg
2	2	Brad Bever	R/R	5-6	RF	11	0	0	1	0	0	0	0	.000
3	3	Adam Roser	L/R	5-11	SS	10	75	24	23	12	2	0	1	.320
4	4	Andrew Waldon	R/R	5-9	LF	12	30	9	11	7	1	0	0	.300
5	5	Collin Dawes	R/R	6-0	2B	12	102	39	30	19	1	0	2	.382
6	6	Cody Smalley	R/R	6-1	2B	12	8	4	5	0	0	0	0	.500
7	7	Austin Curless	R/R	5-11	CF	12	11	1	9	2	0	0	0	.091
9	9	Christian Hawkins	R/R	5-9	SS	11	0	0	3	0	0	0	0	.000
10	10	Joseph Mitchell	R/R	5-10	2B	10	2	2	0	2	0	0	0	1.000
11	11	Drake Richter	L/R	5-8	CF	9	51	10	16	7	3	0	1	.196
12	12	Nate Hembree	R/R	5-10	1B	10	14	4	2	0	0	0	0	.286
13	13	Bryce Kendall	R/R	6-0	C	10	35	13	9	5	1	0	0	.371
15	15	Ryan Keaffaber	L/L	6-0	P	12	109	48	32	29	5	1	5	.440
18	18	Andy Maggart	R/R	6-0	3B	12	66	23	15	17	6	0	1	.348
20	20	Shane Vigar	R/R	5-10	CF	10	87	32	18	26	6	0	3	.368
21	21	Jared Kirlian	R/R	5-9	RF	12	49	13	11	12	2	0	1	.265
22	22	Spencer Miller	L/R	6-2	1B	12	8	3	1	1	0	0	0	.375
24	24	Joseph Ross	R/R	5-11	1B	12	106	33	21	21	7	0	2	.311
25	25	Dallas Hovey	R/R	5-8	LF	12	57	16	8	6	1	0	0	.281
32	32	Andy Roser	R/R	5-10	3B	12	96	42	34	49	13	1	9	.438
44	44	Remi Monce	R/R	6-1	1B	9	1	1	1	1	0	0	0	1.000
Totals							911	317	251	216	48	2	25	.348

Pitchers

LL	Dk	Name	W/L	ERA	GS	CG	SV	IP	BF	H	R	ER	BB	SO	HRP
5	5	Collin Dawes	0-0	28.0	0	0	2	2.0	17	10	10	8	0	2	0
15	15	Ryan Keaffaber	13-1	0.46	12	7	0	91.0	326	39	8	6	21	174	0
18	18	Andy Maggart	3-1	3.36	4	1	0	25.0	122	29	18	12	8	27	1
20	20	Shane Vigar	1-0	7.00	2	1	0	11.0	60	21	13	11	6	12	0
24	24	Joseph Ross	6-0	2.84	5	2	0	32.0	139	28	17	13	13	26	2
32	32	Andy Roser	6-1	3.66	8	2	3	51.2	220	44	31	27	15	74	0
44	44	Remi Monce	0-0	8.08	1	0	0	4.1	22	5	5	5	4	4	0
Totals			29-3	2.65	32	13	5	217.0	906	176	102	82	82	319	3

State Finals History

State Champion: 2001 (2A), 2012 (2A)
 Appearances: 2001 (2A), 2012 (2A), 2013 (2A)

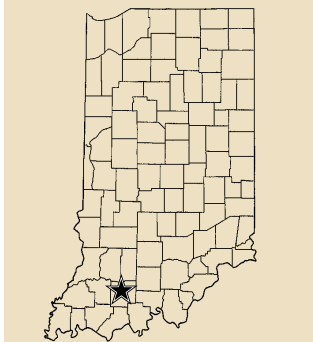


Tony Uggen
 404-176, 20th Year



Jasper Wildcats

Class 3A



Team Facts

Town/City: Jasper
 County: Dubois
 Superintendent: Dr. Tracy Lorey
 Principal: Brian Wilson
 Athletic Director: Andy Noblitt
 Head Coach: Terry Gobert
 Assistant Coaches: Phil Kendall, Jason Ahlbrand, Jeremy Wolf, Eric Dall, Jeff Zink
 Student Managers: Cole Gehlhausen, Drew Frick, Austin Hopf, Craig Popp
 School Colors: Black and Gold
 Conference: Big 8
 Enrollment: 1,099
 Last Year's W-L Record: 28-4

Front Row (left to right): Drew Frick, Austin Hopf, Craig Popp, Cole Gehlhausen; Middle Row: Courtland Betz, Cal Krueger, Rhiley Eckert, Andy Knust, Craig Shepherd, Jacob Seibert, Brayden Betz, Tyler Haskins, Ben Moore, Tyler Begle, Head Coach Terry Gobert; Back Row: Dr. Jared Brosmer, Scott Stallwood, Asst. Coach Jason Ahlbrand, Nick Gobert, Landon Ball, Austin Alles, Mark Giesler, Seth Hollinden, Devon Traylor, Nathan Leibering, Craig Schneider, Spencer Otto, Asst. Coach Phil Kendall, Asst. Coach Jeremy Wolf.

Team Roster & Statistics

Lt.	Dk.	Name	B/T	Ht.	Pos.	Gr.	AB	H	R	RBI	2B	3B	HR	Avg.
1	1	Jacob Seibert	R/L	5-9	OF	11	5	1	7	2	0	0	0	.200
2	2	Andy Knust	R/R	5-8	OF	12	73	25	32	15	4	1	0	.342
3	3	Brayden Betz	R/R	5-9	OF	11	7	1	5	1	0	0	0	.143
4	4	Seth Hollinden	R/R	6-3	P	12	6	1	1	1	0	0	0	.167
5	5	Craig Shepherd	R/R	5-9	INF	9	26	9	6	8	1	1	0	.346
6	6	Devon Traylor	R/R	6-1	OF	12	65	24	23	10	4	0	0	.369
7	7	Tyler Haskins	R/R	5-7	OF	10	0	0	0	0	0	0	0	.000
8	8	Tyler Begle	R/R	5-10	INF	10	3	0	2	0	0	0	0	.000
9	9	Scott Stallwood	R/R	6-1	C/OF	11	86	31	24	13	8	0	0	.360
10	10	Courtland Betz	R/R	5-10	INF	11	38	12	8	11	1	0	0	.316
11	11	Nathan Leibering	R/R	5-11	1B	12	21	8	7	12	2	0	1	.381
12	12	Rhiley Eckert	R/R	6-0	P/OF	10	0	0	0	0	0	0	0	.000
13	13	Cal Krueger	R/R	5-10	INF	9	44	13	16	16	6	0	1	.295
15	15	Ben Moore	L/R	5-9	OF	10	94	32	38	19	5	2	1	.340
16	16	Nick Gobert	R/R	6-0	P/IF	12	117	40	35	30	8	0	3	.342
18	18	Austin Alles	R/R	6-3	INF	10	94	28	32	18	4	2	0	.298
19	19	Mark Giesler	R/R	6-4	P/1B	12	107	40	37	46	13	3	7	.374
20	20	Spencer Otto	R/L	6-1	OF	11	89	27	23	21	6	1	2	.303
24	24	Craig Schneider	R/R	6-0	INF	12	43	10	7	18	4	0	0	.233
25	25	Landon Ball	R/R	6-0	P/3B	11	4	2	2	5	0	0	1	.500
Totals							927	305	306	439	66	10	16	.329

Season Results (32-3)

3/27	Pike Central	W	16-0 (5)
3/28	North Posey	W	11-1 (6)
4/2	at Bloomington South	W	5-3
4/3	at Mt. Carmel (IL)	W	24-0 (6)
4/6	Evansville Memorial	W	4-3
4/8	at Evansville Central	W	17-12
4/12	New Albany	W	13-5
4/13	Indpls. Bishop Chatard	W	12-3
4/15	at Heritage Hills	W	9-0
4/16	Princeton Community	W	4-2
4/20	vs. Columbus East	W	4-1
4/20	vs. Indpls. Cathedral	L	1-3
4/23	Vincennes Rivet	W	5-0
4/24	Washington	W	15-1 (6)
4/25	Northeast Dubois	W	10-0 (5)
4/26	at Jeffersonville	L	1-2 (8)
4/30	Forest Park	W	6-3
5/2	at Castle	W	10-1
5/3	Southridge	W	3-0
5/6	Gibson Southern	W	4-3
5/7	at Mt. Vernon	W	8-5 (8)
5/8	Vincennes Lincoln	W	3-0
5/10	vs. Evansville Harrison	W	4-1
5/11	vs. Silver Creek	W	6-2
5/11	vs. Evansville North	W	10-0 (5)
5/14	at Boonville	W	12-1 (5)
5/15	at South Spencer	L	7-8
5/16	Bloomfield	W	13-0 (5)
5/17	Shakamak	W	12-3
5/22	Washington	W	13-0 (6)
5/27	Vincennes Lincoln	W	10-5
5/27	Heritage Hills	W	13-0 (5)
6/3	Silver Creek	W	5-1
6/3	Gibson Southern	W	5-0
6/8	Crawfordsville	W	11-1 (6)

Pitchers

Lt.	Dk.	Name	W/L	ERA	GS	CG	SV	IP	BF	H	R	ER	BB	SO	HBP
4	4	Seth Hollinden	5-0	2.01	4	1	0	22.1	85	18	6	5	10	23	3
5	5	Craig Shepherd	1-0	0.00	1	1	3	17.1	65	14	1	0	2	17	1
13	13	Cal Krueger	4-1	2.30	4	3	3	31.1	116	25	10	8	12	43	1
16	16	Nick Gobert	9-0	0.81	10	3	1	55.2	201	36	8	5	13	64	4
19	19	Mark Giesler	8-2	2.20	11	3	0	65.1	250	52	29	16	20	50	3
20	20	Spencer Otto	4-0	1.80	4	0	1	20.0	74	19	5	4	7	10	3
Totals			32-3	1.74	35	11	8	228.0	854	180	70	44	68	218	16

State Finals History


State Champion: 1996, 1997, 1998 (3A), 2000 (3A), 2006 (3A)
 Runner-Up: 2010 (3A)
 Appearances: 1967, 1968, 1981, 1986, 1991, 1995, 1996, 1997, 1998 (3A), 2000 (3A), 2003 (3A), 2006 (3A), 2010 (3A), 2013 (3A)



Terry Gobert
 654-196, 26th Year

Norwell Knights

Class 3A



Front Row (left to right): Zach McGrew, Spencer Newell, Auslin Dantzer, Austin Dettmer, Josh VanMeter, Cale Schumm, Nathan Shelton, Reggie Hayes; Back Row: Asst. Coach: Jamie Feldheiser, Asst. Coach Dave Goodmiller, Nathan Allison, Brandon Burch, Drew Higgins, Luke Hunter, Jonah Patten, Reece Dafforn, Logan Dettmer, James Spera, Jake Meyer, Tailur Szarenski, Thomas Elliott, Alex Hunter, Colyn Torson, Head Coach Andy McClain.

Team Facts

Town/City: Ossian
 County: Wells
 Superintendent: Dr. Scott Mills
 Principal: Mark Misch
 Athletic Director: Eric Morgan
 Head Coach: Andy McClain
 Assistant Coaches: Dave Goodmiller, Jamie Feldheiser
 Student Manager: Drew Higgins
 School Colors: Navy Blue and Vegas Gold
 Conference: Northeast Hoosier
 Enrollment: 822
 Last Year's W-L Record: 20-9

Season Results (32-3)

3/29	vs. Michigan City	W	11-4
3/30	at Charlestown	W	7-5 (9)
3/30	vs. Columbus North	L	4-5
4/1	at South Adams	W	6-5
4/3	Southern Wells	W	8-0
4/4	Fort Wayne North Side	W	14-2 (5)
4/9	at Huntington North	W	6-0
4/12	Wawasee	W	14-10
4/15	at Fort Wayne Snider	W	6-0
4/17	Jay County	W	14-1 (5)
4/20	at Whitko	W	11-0 (5)
4/22	FW Concordia Lutheran	W	11-1 (6)
4/25	at Bellmont	W	11-0
4/26	Carroll (Fort Wayne)	L	3-5 (11)
4/27	at Brebeuf Jesuit	W	12-11
4/27	at Brebeuf Jesuit	L	4-7
4/30	New Haven	W	12-2 (6)
5/1	at Adams Central	W	8-2
5/2	at East Noble	W	11-1
5/7	DeKalb	W	2-0
5/8	Heritage	W	3-2
5/9	at Homestead	W	9-7
5/11	Bluffton	W	5-1
5/11	Bluffton	W	14-1 (5)
5/14	Columbia City	W	13-5
5/15	Fort Wayne Northrop	W	8-7 (8)
5/18	vs. Crown Point	W	3-1
5/18	vs. Western	W	12-3
5/20	vs. Alexandria	W	14-4 (5)

Bellmont Sectional

5/23	Bellmont	W	9-2
5/24	Heritage	W	5-4 (8)
5/27	Eastbrook	W	8-1

Bellmont Regional

6/3	Delta	W	8-4
6/4	NorthWood	W	9-8 (8)

Kokomo Semi-State

6/8	Western	W	5-2
-----	---------	---	-----

Team Roster & Statistics

Ll	Dk	Name	B/T	Ht	Pos	Gr	AB	H	R	RBI	2B	3B	HR	Avg
1	1	Nathan Shelton	R/R	6-1	OF	12	117	40	38	32	10	0	2	.342
2	2	Jacob Meyer	R/R	5-9	P/2B	12	48	16	19	5	3	0	0	.333
3	3	Austin Dettmer	R/R	5-11	OF	12	75	32	23	23	2	1	3	.427
4	4	Zach McGrew	R/R	5-11	P/OF	11	3	1	4	0	0	0	0	.333
5	5	Alex Hunter	R/R	5-11	P/SS	10	1	0	0	0	0	0	0	.000
6	6	Spencer Newell	R/R	6-0	OF	12	92	26	22	20	6	3	4	.283
8	8	Josh VanMeter	L/R	6-0	P/SS	12	111	50	57	36	14	1	9	.450
10	10	Reggie Hayes	L/L	6-0	OF	10	2	1	8	2	0	0	0	.500
11	11	Austin Dantzer	L/R	5-9	2B	12	57	18	12	14	4	2	1	.316
12	12	Cale Schumm	R/R	6-0	C	12	84	23	22	17	8	0	1	.274
13	13	Tailur Szarenski	R/R	6-1	1B	12	119	45	31	41	11	0	6	.378
14	14	Jonah Patten	R/R	6-4	P/3B	11	83	29	22	24	3	2	3	.349
15	15	Nathan Allison	R/R	5-10	C	10	0	0	0	0	0	0	0	.000
16	16	Luke Hunter	R/R	6-1	P/3B	12	117	46	23	29	6	0	2	.393
17	24	Thomas Elliott	R/R	6-1	P	11	1	0	1	0	0	0	0	.000
20	20	Logan Dettmer	R/R	6-1	P/C	11	7	2	1	0	0	0	0	.286
21	21	Brandon Burch	R/R	6-0	INF	10	0	0	0	0	0	0	0	.000
22	22	Colyn Torson	R/R	6-2	P	11	3	0	0	0	0	0	0	.000
24	24	Reece Dafforn	R/R	6-0	INF	12	52	16	8	12	4	0	0	.308
27	27	James Spera	L/R	5-11	OF	10	30	9	7	9	2	0	1	.300
Totals							1006	354	299	264	73	9	32	352

Pitchers

Ll	Dk	Name	W/L	ERA	GS	CG	SV	IP	BF	H	R	ER	BB	SO	HPB
2	2	Jacob Meyer	2-0	4.00	2	1	1	14.0	69	17	13	8	8	6	0
8	8	Josh VanMeter	13-1	1.39	10	6	0	75.1	309	53	29	15	16	110	7
12	12	Cale Schumm	2-0	3.65	3	0	0	15.1	68	14	8	8	9	10	1
14	14	Jonah Patten	4-0	2.07	6	2	0	40.2	171	22	15	12	16	57	7
16	16	Luke Hunter	9-0	1.90	10	7	1	70.0	257	42	20	19	6	93	2
Totals			32-3	2.44	35	16	2	238.0	1000	177	113	83	79	295	19

State Finals History

State Champion: 2003 (3A), 2007 (3A)
 Runner-Up: 2006 (3A)
 Appearances: 2003 (3A), 2006 (3A), 2007 (3A), 2013 (3A)




Andy McClain
 32-3, 1st Year



Indianapolis Cathedral Fighting Irish

Class 4A



Team Facts

Town/City: Indianapolis
 County: Marion
 President: Steve Helmich
 Principal: Dave Worland
 Athletic Director: Jim McLinn
 Asst. Athletic Director: Terry Fox
 Head Coach: Rich Andriole
 Assistant Coaches: Pat Coffey, Brad Henke, Nick Lyons, Harry Nguyen
 School Colors: Navy Blue and Old Gold
 Conference: Independent
 Enrollment: 1,253
 Last Year's W-L Record: 23-5

Season Results (28-0)

3/27 at Indpls. Bishop Chatard	W	13-0
3/30 Pike	W	5-0
3/30 Pike	W	12-1
4/2 at Columbus East	W	2-0
4/3 Indpls. Sececina	W	8-0
4/6 at Franklin Community	W	2-0
4/6 at Franklin Community	W	6-1
4/10 at Southport	W	8-0
4/15 Decatur Central	W	8-1
4/20 vs. Evansville Central	W	16-0
4/20 at Jasper	W	3-1
4/25 at Center Grove	W	9-2
4/26 Franklin Central	W	6-4
5/1 New Palestine	W	7-2
5/4 Indpls. Washington	W	15-0
5/6 Indpls. Cardinal Ritter	W	12-0
5/9 vs. Indpls. Sececina	W	11-1
5/11 Lake Central	W	5-0
5/11 Lake Central	W	8-3
5/14 at Brebeuf Jesuit	W	16-3
5/15 Indpls. Bishop Chatard	W	10-2
5/17 Warren Central	W	8-0

Roncalli Sectional

5/23 Indpls. Arsenal Technical	W	16-0
5/23 Lawrence North	W	11-1
5/27 Lawrence Central	W	6-5

Avon Regional

6/3 Greenfield-Central	W	3-0
6/3 Brownsburg	W	5-0

Plainfield Semi-State

6/8 Jeffersonville	W	4-3
--------------------	---	-----

Front Row (left to right): Luke Cureton, Sean Snyder, Alex Boos, Mike Hammel, Harry Shipley, Dorian Holmes, Will Birch; Back Row: Head Coach Rich Andriole, Evan Whigham, Brendan Flood, Michael Sullivan, Ashe Russell, Chris Ward, Jake McCarty, Austin Sparks, Asst. Coach Brad Henke.

Team Roster & Statistics

Lt	Dk	Name	B/T	Ht	Pos.	Gr.	AB	H	R	RBI	2B	3B	HR	Avg.	
2	2	Mike Hammel	R/R	6-0	INF	12	76	31	20	26	9	1	1	.408	
3	3	Alex Boos	R/R	5-10	INF	11	78	33	30	30	8	1	1	.423	
4	4	Luke Cureton	R/R	6-2	OF	12	76	30	37	24	3	2	2	.395	
5	5	Jake McCarty	R/R	5-10	INF	11	0	0	0	0	0	0	0	.000	
6	6	Brendan Flood	R/R	6-1	INF	12	98	35	29	20	8	1	3	.357	
7	7	Harry Shipley	L/R	5-9	INF	11	67	27	31	13	3	0	0	.403	
10	10	Chris Ward	R/R	6-1	INF	12	5	1	2	2	1	0	0	.200	
12	12	Will Birch	R/R	6-1	RHP/OF	12	55	15	11	13	3	0	1	.273	
15	15	Evan Whigham	R/R	6-2	OF	10	23	3	6	0	0	0	0	.130	
18	18	Luke Johnson	R/R	5-9	INF	11	2	1	1	0	0	0	0	.500	
20	20	Austin Sparks	R/R	6-0	C	12	80	28	26	36	4	0	7	.350	
24	24	Sean Snyder	L/R	5-10	OF	12	74	22	23	18	3	1	0	.297	
25	25	Michael Sullivan	L/L	6-3	LHP/OF	12	9	2	5	3	0	0	0	.222	
28	28	Jack Schmidt	L/R	6-2	RHP	10	0	0	0	0	0	0	0	.000	
30	30	Dorian Holmes	L/L	6-0	LHP/OF	11	2	1	0	1	0	0	0	.500	
32	32	Gary Schorr	L/L	6-3	INF	10	2	2	0	1	1	0	0	1.000	
35	35	Ashe Russell	R/R	6-4	RHP	10	74	24	17	21	9	0	2	.324	
42	42	Adam Neal	R/R	6-0	RHP/INF	10	2	0	0	0	0	0	0	.000	
Totals								647	224	218	182	43	5	16	.346

Pitchers

Lt	Dk	Name	W/L	ERA	GS	CG	SV	IP	BF	H	R	ER	BB	SO	HBP					
2	2	Mike Hammel	3-0	1.31	3	2	0	21.1	--	19	4	4	6	14	1					
3	3	Alex Boos	0-0	0.00	0	0	1	6.1	--	2	0	0	2	9	1					
12	12	Will Birch	11-0	0.86	10	4	3	65.1	--	43	10	8	9	66	4					
25	25	Michael Sullivan	2-0	0.00	2	2	0	11.0	--	2	0	0	3	20	0					
35	35	Ashe Russell	12-0	1.23	13	6	0	74.0	--	39	16	13	25	96	5					
Totals								28-0	1.26	28	14	4	178.0	--	105	30	25	45	205	11

State Finals History

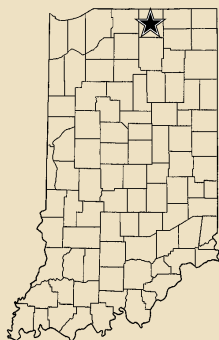
State Champion: 2001 (3A), 2007 (4A)
 Runner-Up: 2006 (4A), 2010 (4A), 2011 (4A)
 Appearances: 2001 (3A), 2006 (4A), 2007 (4A), 2010 (4A), 2011 (4A), 2013 (4A)



Rich Andriole
 430-84, 17th Year

Elkhart Central Blazers

Class 4A



Front Row (left to right): Kaleb DeFreese, Casey Ianigo, Mike Namisnak, Devin Prater, Jesse Zepeda, Nick Ponce;
 Middle Row: Riley Futterknecht, Colin Rudicil, Cory Malcom, Tanner Tully, Brent Curry, Mike Wain, Austin McArt;
 Back Row: Head Coach Steve Stutsman, Asst. Coach Chad O'Brien, Tyler Kucala, Matt Eppers, Kyle Smith,
 Asst. Coach Steve Asbury, Asst. Coach Lonnie Weatherholt.

Team Facts

Town/City: Elkhart
 County: Elkhart
 Superintendent: Dr. Robert Haworth
 Principal: Frank Serge
 Athletic Director: Brian Buckley
 Asst. Athletic Director: Trudy Battjes
 Head Coach: Steve Stutsman
 Assistant Coaches: Steve Asbury,
 Lonnie Weatherholt, Chad O'Brien,
 Jason Paulson
 Student Managers: Brian Harter,
 Hayley Working, Hollie Weidner,
 Natalie Snyder
 School Colors: Blue and White
 Conference: Northern Indiana
 Enrollment: 1,745
 Last Year's W-L Record: 24-6

Season Results (31-1)

3/28	at Goshen	W	13-2
4/6	Tippecanoe Valley	W	4-0
4/6	Tippecanoe Valley	W	14-4
4/8	at Mishawaka	W	14-0
4/13	at Elkhart Memorial	W	18-2
4/16	Mishawaka	W	7-0
4/22	Mishawaka Marian	W	7-1
4/24	at Mishawaka Marian	W	7-1
4/25	at South Bend Adams	W	17-5
4/25	at South Bend Adams	W	12-2
4/26	at Penn	L	3-4
4/27	at Northridge	W	7-0
4/29	at SB Washington	W	13-1
4/30	South Bend Washington	W	20-3
5/1	South Bend Clay	W	2-0
5/2	Penn	W	6-2
5/13	at South Bend Clay	W	15-0
5/4	Angola	W	8-0
5/6	South Bend Riley	W	18-1
5/7	at Warsaw	W	4-3
5/8	at South Bend Riley	W	3-1
5/10	South Bend St. Joseph	W	7-1
5/11	Concord	W	11-1
5/13	at South Bend St. Joseph	W	4-0
5/14	Westview	W	8-3
5/18	at Fairfield	W	13-0

Elkhart Memorial Sectional

5/24	Concord	W	3-0
5/25	Northridge	W	5-0
5/28	Elkhart Memorial	W	3-1

LaPorte Regional

6/1	South Bend Clay	W	5-4 (11)
6/1	Lake Central	W	4-2

South Bend Clay Semi-State

6/8	Lafayette Jefferson	W	2-1
-----	---------------------	---	-----

Team Roster & Statistics

Ll.	Dk.	Name	B/T	Ht.	Pos.	Gr.	AB	H	R	RBI	2B	3B	HR	Avg.
1	1	Austin McArt	R/R	5-9	3B	12	86	29	30	21	4	1	2	.337
2	2	Devin Prater	R/R	5-8	3B	12	26	9	8	8	1	0	0	.346
3	3	Casey Ianigo	R/R	5-6	2B	12	97	44	26	37	9	2	2	.454
4	4	Mike Namisnak	R/R	5-11	1B	12	98	30	15	14	7	3	0	.306
5	5	Kaleb DeFreese	L/L	5-7	LF	12	95	34	29	19	4	0	0	.358
7	7	Matt Eppers	R/R	6-3	CF	12	103	38	25	37	3	5	3	.369
8	8	Colin Rudicil	L/L	5-11	1B	11	3	1	2	0	0	0	0	.333
9	9	Jesse Zepeda	R/R	5-10	RF	11	57	20	15	15	4	0	1	.351
10	10	Cory Malcom	R/R	5-11	SS	12	87	39	33	31	9	1	3	.448
11	11	Riley Futterknecht	L/L	5-11	1B	12	95	33	25	31	12	0	0	.347
13	13	Mike Wain	R/R	5-9	LF	11	3	0	6	0	0	0	0	.000
14	14	Nick Ponce	L/L	5-7	RF	12	16	4	5	4	1	1	0	.250
15	15	Kyle Smith	R/R	6-0	C	12	15	2	3	3	1	0	0	.133
16	16	Tyler Kucala	R/R	5-11	SS	11	4	1	3	3	0	0	0	.250
17	17	Tanner Tully	L/L	6-1	P	12	96	48	46	29	10	0	9	.500
Totals							884	333	275	252	65	13	20	.377

Pitchers

Ll.	Dk.	Name	W/L	ERA	CS	CG	SV	IP	BF	H	R	ER	BB	SO	HBP
2	2	Devin Prater	3-0	2.35	3	2	0	23	107	23	9	6	8	16	3
7	7	Matt Eppers	3-0	2.08	3	0	0	13	60	8	5	3	11	18	3
10	10	Cory Malcom	9-0	0.73	8	6	1	62	226	33	8	5	9	89	4
11	11	Riley Futterknecht	7-0	1.56	7	5	1	52	216	30	13	9	23	69	0
17	17	Tanner Tully	9-1	0.43	11	6	0	63	238	25	8	3	22	107	2
Totals			31-1	1.10	32	19	2	213	847	119	43	26	73	299	15

State Finals History

First Appearance



Steve Stutsman

271-242-8, 18th Year