

# IHSAA News Release



Indiana High School Athletic Association, Inc.

9150 N. Meridian Street, PO Box 40650, Indianapolis, Indiana 46240-0650  
317-846-6601 ▪ Fax: 317-575-4244 ▪ IHSAA.org ▪ IHSAAtv.org ▪ @IHSAA1

## TICKETS

\$10.00 per person. All seats general admission. Pre-school children free of charge. Tickets may be purchased at participating schools the week of the state finals. Contact schools for ticket distribution hours. Tickets also will be available game day at the northwest corner ticket booth along New York Street adjacent to Carroll Stadium.

## PARKING

Spectator parking is located just north of the main ticket entrance on New York Street in the Barnhill Garage. Each spectator vehicle will be charged \$6.00 to park all day. Credit Cards ONLY will be accepted.

## GATES OPEN

Gates open beginning at 9:30 am ET (one hour prior to kickoff).

## WEBCAST

All four matches will be streamed live by the IHSAA Champions Network at IHSAAtv.org.



## BROADCAST ASSIGNMENTS

### Class A Boys

- Play-by-Play Greg Rakestraw
- Color Analyst Dan Kapsalis

### Class A Girls

- Play-by-Play Greg Rakestraw
- Color Analyst Dan Kapsalis

### Class 2A Boys

- Play-by-Play Mike Knezevich
- Color Analyst Dan Kapsalis

### Class 2A Girls

- Play-by-Play Mike Knezevich
- Color Analyst Dan Kapsalis

## TWITTER

Follow us @IHSAA1 and use hashtag #IHSAA

## THE 23RD ANNUAL

### IHSAA BOYS & GIRLS SOCCER STATE FINALS

Saturday, October 29, 2016

Michael A. Carroll Stadium, IUPUI, Indianapolis, Ind.

#### CLASS A BOYS

### PROVIDENCE (18-2-1) vs. MISHAWAKA MARIAN (17-5)

10:30 AM ET ▪ CARROLL STADIUM ▪ INDIANAPOLIS, IN ▪ IHSAA-TV.ORG



#### PROVIDENCE PIONEERS

Head Coach: Nathan Marshall  
Record at Providence: 18-2-1 (1st Year)  
Overall: 18-2-1 (1st Year)

#### MARIAN KNIGHTS

Head Coach: Ben Householter  
Record at Marian: 248-99-20 (18th Year)  
Overall: 248-99-20 (18th Year)



#### CLASS A GIRLS

### LAWRENCEBURG (13-5-3) vs. ANDREAN (16-3-1)

1 PM ET ▪ CARROLL STADIUM ▪ INDIANAPOLIS, IN ▪ IHSAA-TV.ORG



#### LAWRENCEBURG TIGERS

Head Coach: Bill Offutt  
Record at Lawrenceburg: 138-51-25 (11th Year)  
Overall: 208-95-33 (17th Year)

#### ANDREAN FIGHTING 59ERS

Head Coach: Jeff Clapman  
Record at Andean: 40-13-3 (3rd Year)  
Overall: 40-13-3 (3rd Year)



#### CLASS 2A BOYS

### EVANSVILLE MEMORIAL (18-4-1) vs. CHESTERTON (16-3-2)

3:30 PM ET ▪ CARROLL STADIUM ▪ INDIANAPOLIS, IN ▪ IHSAA-TV.ORG



#### REITZ MEMORIAL TIGERS

Head Coach: Bill Vieth  
Record at Memorial: 533-101-51 (31st Year)  
Overall: 533-101-51 (31st Year)

#### CHESTERTON TROJANS

Head Coach: James Sensibaugh  
Record at Chesterton: 184-50-14 (13th Yr)  
Overall: 184-50-14 (13th Year)



#### CLASS 2A GIRLS

### BREBEUF JESUIT (22-1-1) vs. PENN (21-0-1)

6 PM ET ▪ CARROLL STADIUM ▪ INDIANAPOLIS, IN ▪ IHSAA-TV.ORG



#### BREBEUF JESUIT BRAVES

Head Coach: Angela Berry White  
Record at Brebeuf Jesuit: 66-4-2 (3rd Year)  
Overall: 66-4-2 (3rd Year)

#### PENN KINGSMEN

Head Coach: Jeff Hart  
Record at Penn: 87-14-9 (5th Year)  
Overall: 87-14-9 (5th Year)



## 2016-17 IHSAA STATE CHAMPIONSHIPS

### FALL SPORTS

Sept. 30-Oct. 1	<b>GIRLS GOLF</b> @ <i>Prairie View Golf Club, Carmel</i> Team: Evansville North Indiv: Holly Anderson, Columbus North
Oct. 14-15	<b>BOYS TEAM TENNIS</b> @ <i>North Central HS, Indianapolis</i> Team: Carmel
Oct. 21-22	<b>BOYS SINGLES &amp; DOUBLES</b> @ <i>Park Tudor HS, Indianapolis</i> Singles: Patrick Fletchall, Carmel Doubles: Ethan McAndrews/Jay Natarajan, Carmel
Oct. 29	<b>BOYS &amp; GIRLS SOCCER</b> @ <i>Carroll Stadium, IUPUI, Indianapolis</i>
Oct. 29	<b>BOYS &amp; GIRLS CROSS COUNTRY</b> @ <i>LaVern Gibson Course, Terre Haute</i>
Nov. 5	<b>VOLLEYBALL</b> @ <i>Worthen Arena, Ball State Univ, Muncie</i>
Nov. 25-26	<b>FOOTBALL</b> @ <i>Lucas Oil Stadium, Indianapolis</i>

### WINTER SPORTS

Feb. 10-11	<b>GIRLS SWIMMING &amp; DIVING</b> <i>IU Natatorium, IUPUI, Indianapolis</i>
Feb. 17-18	<b>WRESTLING</b> <i>Bankers Life Fieldhouse, Indianapolis</i>
Feb. 24-25	<b>BOYS SWIMMING &amp; DIVING</b> <i>IU Natatorium, IUPUI, Indianapolis</i>
Feb. 25	<b>GIRLS BASKETBALL</b> <i>Bankers Life Fieldhouse, Indianapolis</i>
March 11	<b>GYMNASTICS</b> <i>Worthen Arena, Ball State University, Muncie</i>
March 25	<b>BOYS BASKETBALL</b> <i>Bankers Life Fieldhouse, Indianapolis</i>

### SPRING SPORTS

June 2	<b>BOYS TRACK &amp; FIELD</b> <i>Robert C. Haugh Track &amp; Field Complex, Indiana University, Bloomington</i>
June 3	<b>GIRLS TRACK &amp; FIELD</b> <i>Robert C. Haugh Track &amp; Field Complex, Indiana University, Bloomington</i>
June 3	<b>UNIFIED TRACK &amp; FIELD</b> <i>Robert C. Haugh Track &amp; Field Complex, Indiana University, Bloomington</i>
June 2-3	<b>GIRLS TEAM TENNIS</b> <i>North Central HS, Indianapolis</i>
June 9-10	<b>GIRLS SINGLES &amp; DOUBLES</b> <i>Park Tudor HS, Indianapolis</i>
June 10	<b>SOFTBALL</b> <i>Ben Davis HS, Indianapolis</i>
June 13-14	<b>BOYS GOLF</b> <i>Prairie View Golf Club, Carmel</i>
June 16-17	<b>BASEBALL</b> <i>Victory Field, Indianapolis</i>

## MEDIA INFORMATION

**MEDIA CREDENTIALS:** The 2016-17 IHSAA State Finals Media Credential issued previously for the girls golf and boys tennis state finals is good for admission. For those outlets without credentials and planning to cover the event, please apply by e-mailing your request (with name of individual applying) to IHSAA Sports Information Director Jason Wille at [jwille@ih saa.org](mailto:jwille@ih saa.org). E-mail requests MUST originate from a recognized business account; e-mails from personal accounts (ie: yahoo.com, aol.com, etc.) will not be accepted.

**NO CHILDREN, PLEASE:** With the exception of high school students representing their school's newspaper, yearbook, radio or television station, and who have a team participating, no young people or children will be issued media credentials or be allowed in the working media area.

**MEDIA WILL-CALL:** Approved requests will be available for pickup at the will-call windows at the northwest corner stadium entrance beginning at 9:15 am ET.

**MEDIA PARKING:** While no specific media parking is available, we recommend using the Barnhill Garage just across New York Street to the north of the stadium. Each vehicle will be charged \$6.00 to park all day. Credit Cards ONLY will be accepted.

**SEAT ASSIGNMENTS:** Except where permanent lines have been installed for those that have ordered them, an open seating policy will be used in the press box.

**WIRELESS INTERNET:** Free wireless access will be available in the press box. Please see Communications Assistant Rob Kimes who will be on site to assist you.

**OFFICIAL PROGRAMS/BOX SCORES:** Official programs will be available along with computer box scores following each championship match. Interviews may be conducted with players and coaches on the sidelines following the award ceremonies.

**POST-GAME GUIDELINES:** IHSAAtv.org personnel will have priority in conducting interviews with coaches and players on the field immediately following each match. If time permits before the awards ceremony, additional interviews may be conducted. Otherwise, all interviews will be conducted off the field following the awards ceremony and team photograph session. The post-game ceremonies order will be as follows:

- Mental Attitude Award presentation
- Runner-Up medals and trophy presentation
- Championship medals and trophy presentation
- Team Photographs by ChampionsIllustrated.com

**HOSPITALITY:** The IHSAA will provide media hospitality with food and drink on Saturday in the press box for all credentialed media personnel.

**GAME DAY WEBSITE / TWITTER UPDATES:** Scores will be updated throughout the game at [IHSAA.org](http://IHSAA.org). Final box scores, play-by-play and recaps will be posted at the conclusion of each championship game. Also follow us on Twitter: @IHSAA1.



23<sup>rd</sup> ANNUAL BOYS SOCCER STATE FINALS  
**OCTOBER 29, 2016**  
MICHAEL A. CARROLL TRACK & SOCCER STADIUM, IUPUI - INDIANAPOLIS, IN



23<sup>rd</sup> ANNUAL GIRLS SOCCER STATE FINALS  
**OCTOBER 29, 2016**  
MICHAEL A. CARROLL TRACK & SOCCER STADIUM, IUPUI - INDIANAPOLIS, IN

**BOB SNOOK OF FLOYDS KNOBS  
TO BE HONORED WITH  
OUTSTANDING OFFICIALS AWARD**

Each year, the Indiana High School Athletic Association honors an outstanding official in each sport during the State Final Tournament.

Bob Snook, of Floyds Knobs, is the recipient of the 2016-17 IHSAA Outstanding Soccer Official in the state of Indiana. As a member of the South Central Officials Association, Bob has been a licensed soccer official for the past 23 years where he has served as the Soccer Chairperson for many years. In addition to his Association responsibilities, Bob has been instrumental in the training of IHSAA soccer officials.



He serves as one of the IHSAA's most highly respected clinicians. His dedication and loyalty to his sport, our student athletes, his fellow officials, and to the IHSAA have been exceptional.

Bob was selected for this honor by a committee representing the official's associations. In Indiana there are 24 associations made up of more than 7,000 men and women who give up much of their personal time to assist in providing wholesome, worthwhile, and healthy activities for the student-athletes in our state. State-wide, there are more than 8,000 officials licensed by the IHSAA in 11 sports.

During his career, Bob has worked 18 IHSAA Sectional Soccer tournaments. He has been a part of 11 different Regional crews, five (5) Semi State crews, and four (4) State Final crews, to include his state appearance here at IUPUI in 2014.

**INDIANA SOCCER COACHES ASSOC.  
FINAL REGULAR SEASON POLL**

**Class 2A Boys Soccer**

1. Harrison (West Lafayette)
2. Lake Central
3. Avon
4. North Central (Indianapolis)
5. Penn
6. Bloomington South
7. Zionsville
8. Carmel

**9. Evansville Memorial**

10. Hamilton Southeastern
11. Jasper
12. Goshen
13. Center Grove
14. Elkhart Central
15. West Noble
16. Chesterton
17. Concord
18. Carroll (Fort Wayne)
19. Guerin Catholic
20. Munster

Others: Homestead, Indianapolis Cathedral, Columbus North, Mt. Vernon (Fortville), Elkhart Central.

**Class A Boys Soccer**

1. Lawrenceburg
2. Providence
3. Argos
4. Eastern (Greentown)
5. Mishawaka Marian
6. Covenant Christian (Indianapolis)
7. Westview
8. Pike Central
9. Evansville Mater Dei
10. Muncie Burriss
11. Indianapolis Cardinal Ritter
12. Washington
13. Rising Sun
14. Heritage Hills
15. Greencastle
16. University
17. Oldenburg Academy
18. Tipton
19. Garrett
20. Heritage Christian

Others: West Lafayette, Eastbrook, Lafayette Central Catholic, Northwestern, Tri-West Hendricks.

**INDIANA SOCCER COACHES ASSOC.  
FINAL REGULAR SEASON POLL**

**Class 2A Girls Soccer**

1. Penn
  2. Avon
  3. Carmel
  4. Brebeuf Jesuit
  5. Evansville Memorial
  6. Zionsville
  7. Castle
  8. Hamilton Southeastern
  9. East Central
  10. Munster
  11. Northridge
  12. Terre Haute North
  13. Carroll (Fort Wayne)
  14. Indianapolis Cathedral
  15. Fishers
  16. Valparaiso
  17. Noblesville
  18. Warsaw
  19. Center Grove
  20. Columbus North
- Others: Culver Academies, Evansville North, Evansville Reitz.

**Class A Girls Soccer**

1. Gibson Southern
  2. Indianapolis Bishop Chatard
  3. Heritage Christian
  4. Evansville Mater Dei
  5. Belmont
  6. Lafayette Central Catholic
  7. Andrean
  8. Mishawaka Marian
  9. Argos
  10. Lawrenceburg
  11. Washington
  12. Wheeler
  13. Tri-West Hendricks
  14. Covenant Christian (Indianapolis)
  15. Oldenburg Academy
  16. Westview
  17. Forest Park
  18. Sullivan
  19. University
  20. Indianapolis Cardinal Ritter
- Others: Vincennes Rivet, Providence.

# STATE TOURNAMENT LEADERS

## CURRENT STATE FINALISTS

### Defending State Champions in the Field (2)

2A: Brebeuf Jesuit (G).

1A: Mishawaka Marian (B).

### 2015 State Runners-Up in the Field (1)

2A: Penn (G).

### Returning State Finalists from 2015 (3)

2A: Brebeuf Jesuit (G), Penn (G).

1A: Mishawaka Marian (B).

### Former State Finalists in the Field (7)

2A: Brebeuf Jesuit (G), Chesterton (B),  
Evansville Memorial (B), Penn (G).

1A: Andrean (G), Mishawaka Marian (B),  
Providence (B).

### Former State Champions in the Field (3)

2A: Brebeuf Jesuit (G), Evansville Memorial  
(B).

1A: Mishawaka Marian (B).

### Playing for First State Championship (5)

2A: Chesterton (B), Penn (G).

1A: Andrean (G), Lawrenceburg (G),  
Providence (B).

### First Time State Finals Participants (1)

1A: Lawrenceburg (G).

### Consecutive State Finals Appearances

2: Brebeuf Jesuit (G), Mishawaka Marian  
(B), Penn (G).

### Consecutive Victories

18: Brebeuf Jesuit (G).

14: Penn (G).

13: Providence (B).

10: Chesterton (B).

7: Mishawaka Marian (B).

6: Andrean (G), Evansville Memorial (B),  
Lawrenceburg (G).

### Consecutive State Tournament Victories

14: Mishawaka Marian (B).

13: Brebeuf Jesuit (G).

6: Andrean (G), Chesterton (B), Evansville  
Memorial (B), Lawrenceburg (G), Penn  
(G), Providence (B)

#MYREASONWHY  
**Passion**

I never had a singing lesson, but high school choir taught me I could accomplish anything if I was passionate.

Passion cannot be forced or taught. It comes from within and is what drives me to become a better musician.

Choir allows me to create something that is beautiful, bigger and beyond myself.

#### ALEXIS Y.

Student from Columbus, OH | Choir, Volleyball

*What's Your Reason?*

High school activities allow you to connect to yourself, your community and your future. Find your place. Find yourself. Find your reason why.

Learn more and join in at  
[nfhs.org/myreasonwhy](http://nfhs.org/myreasonwhy)



#MyReasonWhy   

# CLASS A BOYS STATE CHAMPIONSHIP NOTABLES

## PROVIDENCE PIONEERS (18-2-1)

### Soccer Coaches Poll: #2

- Providence playing in second state championship match in four years and looking for school's first boys soccer title.
- Nine starters return from last year's 13-5-3 team.
- With a victory on Saturday, would become seventh school with soccer state championships in both genders joining Carmel, Evansville Memorial, Fort Wayne Canterbury, Mishawaka Marian, North Central (Indianapolis) and South Bend St. Joseph.
- Pioneers knocked off top-ranked Lawrenceburg 2-0 in the regional semifinal match at Switzerland County and also topped #9 Evansville Mater Dei 4-0 in the semi-state.
- Providence has shut out all six tournament opponents and not allowed a goal since Sept. 13, a span of 10 matches. They've outscored opponents 50-0 during that stretch.
- Team captured its fifth consecutive sectional championship this season and fourth regional crown in five years.
- Seniors Eli Coker and Braden Rainier rank among the state leaders with 74 points (31 goals, 12 assists) and 53 points (23 goals, 7 assists), respectively. Cokers 31 goals ranks 12th in the state and Rainier's 23 are 26th-best. Senior Kevin Chrisco is 10th in the state in assists with 18 this season. Sophomore Isaac Coker had added 14.
- Coach Nathan Marshall, a 2009 Providence graduate, is in his first season as a head coach.
- School is enjoying a run of athletic success having won all five of its state championships since 2011. The volleyball team is a three-time defending state champion while the Pioneer baseball team won the 2A crown last June.

### Soccer State Tournament History

IHSAA Member School Since: 1953

First Soccer State Tournament: 1994 (first year of tournament)

State Runner-Up (1) 2013 (A)

State Finals Appearances (2) 2013 (A), 2016 (A)

Semi-State Champion (2) 2013 (A), 2016 (A)

Regional Champion (8) 1999, 2000, 2001, 2006, 2012 (A), 2013 (A), 2014 (A), 2016 (A)

Sectional Champion (12) 1997, 1998, 1999, 2000, 2001, 2006, 2008, 2012 (A), 2013 (A), 2014 (A), 2015 (A), 2016 (A)

### School's IHSAA State Championship History (5)

Baseball (1) 2016 (2A)

Girls Soccer (1) 2011 (A)

Volleyball (3) 2013 (2A), 2014 (2A), 2015 (3A)

## MISHAWAKA MARIAN KNIGHTS (17-5)

### Soccer Coaches Poll: #5

- Marian boys soccer team returns to defend last year's crown and will be making third state finals appearance overall (2008).
- Six starters return from last year's state championship squad that finished 20-2.
- Last year, Knights became sixth school with soccer state championships in both genders joining Carmel, Evansville Memorial, Fort Wayne Canterbury, North Central (Indianapolis) and South Bend St. Joseph.
- Knights defeated a pair of ranked foes at the semi-state including a 3-0 win over #7 Westview followed by a 4-1 win over #20 Heritage Christian in the title match.
- Team captured fourth consecutive sectional with a 5-0 win over Bethany Christian on Oct. 8.
- Senior Cristian Juarez's 15 assists this season ranks 15th in the state. Freshman goalkeeper Hunter Renner's 0.9 Goals Against Average ranks 20th in the state.
- Team tied for second place in the Northern Indiana Conference this season with an 8-2 record.

### Soccer State Tournament History

IHSAA Member School Since: 1966

First Soccer State Tournament: 1994 (first year of tournament)

State Champion (1) 2015 (A)

State Finals Appearances (3) 2008, 2015 (A), 2016 (A)

Semi-State Champion (3) 2008, 2015 (A), 2016 (A)

Regional Champion (6) 1998, 2000, 2008, 2010, 2015 (A), 2016 (A)

Sectional Champion (9) 1998, 2000, 2007, 2008, 2010, 2013 (A), 2014 (A), 2015 (A), 2016 (A)

### School's IHSAA State Championship History (7)

Football (3) 1973 (A), 1975 (2A), 1976 (2A)

Boys Golf (1) 2001

Boys Soccer (1) 2015 (A)

Girls Soccer (1) 2012 (A)

Volleyball (1) 1973

# CLASS A GIRLS STATE CHAMPIONSHIP NOTABLES

## LAWRENCEBURG TIGERS (13-5-3)

### Soccer Coaches Poll: #10

- Lawrenceburg making its first-ever appearance in the soccer state finals and riding a 11-game unbeaten streak.
- School aiming for its third state championship in school history and first since the 1978 Tiger football team claimed the Class A title. The only other Lawrenceburg team to play in the state finals was the 2003 baseball team which fell in the state semifinals under the previous four-team Friday-Saturday format.
- Tigers captured their first semi-state championship this season after five previous trips to that round of the tournament.
- Team defeated a pair of ranked opponents at the semi-state last Saturday including a 5-0 win over #20 Indianapolis Cardinal Ritter and a win over #3 Heritage Christian decided in penalty kicks.
- Lawrenceburg returned six starters from last season's regional championship squad that finished 15-6.
- Tigers finished third in the Eastern Indiana Athletic Conference standings with a 5-2 record.
- Senior Holly Nutley ranks among the state's best with 11 assists this season.

### Soccer State Tournament History

IHSAA Member School Since: 1908

First Soccer State Tournament: 1995

State Finals Appearances (1) 2016 (A)

Semi-State Champion (1) 2016 (A)

Regional Champion (6) 2011 (A), 2013 (A), 2014 (A), 2015 (A), 2016 (A)

Sectional Champion (6) 2011 (A), 2012 (A), 2013 (A), 2014 (A), 2015 (A), 2016 (A)

### School's IHSAA State Championship History (2)

Football (2) 1975 (A), 1978 (A)

## ANDREAN FIGHTING 59ERS (16-3-1)

### Soccer Coaches Poll: #7

- Andrean competing in the girls soccer state finals for the second time and first time since its 1999 state runner-up season.
- Team knocked out three ranked teams during its state tournament run - a 5-4 decision over #12 Wheeler in penalty kicks in the sectional final, a 5-0 win over #16 Westview in the semi-state semifinal followed by a 2-0 victory over #5 Belmont in the final.
- The 59ers returned eight starters from last season's regional championship team that finished 16-4.
- Team placed second in the Northwest Crossroads Conference this season with a 4-2 record.

### Soccer State Tournament History

IHSAA Member School Since: 1961

First Soccer State Tournament: 1994 (first year of tournament)

State Runner-Up (1) 1999

State Finals Appearances (2) 1999, 2016 (A)

Semi-State Champion (2) 1999, 2016 (A)

Regional Champion (4) 1999, 2004, 2015 (A), 2016 (A)

Sectional Champion (6) 1996, 1997, 1999, 2004, 2015 (A), 2016 (A)

### School's IHSAA State Championship History (10)

Baseball (5) 2005 (3A), 2009 (3A), 2010 (3A), 2014 (3A), 2015 (3A)

Football (2) 2004 (3A), 2013 (3A)

Softball (3) 1998 (2A), 2007 (3A), 2012 (3A)

# CLASS 2A BOYS STATE CHAMPIONSHIP NOTABLES

## EVANSVILLE MEMORIAL TIGERS (18-4-1)

### Soccer Coaches Poll: #9

- Evansville Memorial making its eighth state finals appearance which ties for second-most in state history.
- Tiger soccer teams are 2-0 in state championship matches (2007, 2008) including a 1-0 win over Chesterton in the 2007 final.
- Team avenged one of its regular season losses by defeating Castle 2-1 on Oct. 8 for its 13th consecutive sectional championship. The 13-year streak is the third-longest active string in the state.
- Memorial topped a pair of ranked foes during the state tournament including a 2-0 win over #11 Jasper in the sectional opener and a win over #6 Bloomington South decided on penalty kicks.
- One of six schools in the state that have won championships in both genders along with Carmel, Fort Wayne Canterbury, Mishawaka Marian, North Central (Indianapolis) and South Bend St. Joseph.
- Junior Andrew Cross ranks fourth in the state with 35 goals and seventh with 20 assists. Senior Sam Bonano ranks 13th in the state with 31 goals and fourth with 25 assists. Cross and Bonano also rank fifth (90) and seventh (87) in points, respectively.
- Finished second in the Southern Indiana Athletic Conference this season with a 6-1 record.
- With a victory, coach Bill Vieth would become just the third coach in state history with three or more state championships joining North Central's Jerry Little and Fort Wayne Canterbury's Greg Mauch with five each.

### Soccer State Tournament History

**IHSAA Member School Since:** 1942

**First Soccer State Tournament:** 1994 (first year of tournament)

State Champion (2) 2007, 2008

State Finals Appearances (8) 1994, 2002, 2005, 2006, 2007, 2008, 2010, 2016

Semi-State Champion (8) 1994, 2002, 2005, 2006, 2007, 2008, 2010, 2016

Regional Champion (16) 1994, 1996, 1997, 2001, 2002, 2004, 2005, 2006, 2007, 2008, 2009, 2010, 2012 (2A), 2013 (2A), 2014 (2A), 2016 (2A)

Sectional Champion (18) 1994, 1996, 1997, 2001, 2002, 2004, 2005, 2006, 2007, 2008, 2009, 2010, 2011 (2A), 2012 (2A), 2013 (2A), 2014 (2A), 2015 (2A), 2016 (2A)

### School's IHSAA State Championship History (16)

Baseball (3) 1978, 1989, 1993

Girls Basketball (1) 2011 (3A)

Boys Soccer (2) 2007, 2008

Girls Soccer (3) 1996, 2008, 2012 (2A)

Softball (1) 2002 (2A)

Girls Tennis (6) 1991, 1993, 1994, 1995, 1996, 2012

## CHESTERTON TROJANS (16-3-2)

### Soccer Coaches Poll: #16

- Chesterton advances to its second state championship match and first since 2007.
- Trojans surrendered a 1-0 decision to Evansville Memorial in the 2007 championship match.
- Team has knocked off three consecutive ranked opponents including a 2-1 decision over #1 Harrison (West Lafayette) in the semi-state championship last Saturday. Also defeated #20 Munster 2-0 in the regional final on Oct. 15 and followed with another 2-0 win over #15 West Noble in the semi-state just prior to the Harrison matchup.
- Senior Owen Hallas ranks 16th in the state in points this season and 17th with 25 goals scored.
- Senior goalkeeper Ethan Conway ranks among the state leaders with 121 Saves and a 0.66 Goals Against Average.
- Team placed second in the Duneland Athletic Conference this season with a 6-1 record.
- Trojans returned only five starters from last year's 15-3 squad.
- Coach James Sensibaugh is a Gulf War Veteran having served in the U.S. Army from 1989-1996. He is in his 13th season in charge of the Trojans having guided them to both state championship match appearances.

### Soccer State Tournament History

**IHSAA Member School Since:** 1915

**First Soccer State Tournament:** 1994 (first year of tournament)

State Runner-Up (1) 2007

State Finals Appearances (2) 2007, 2016 (2A)

Semi-State Champion (2) 2007, 2016 (2A)

Regional Champion (4) 2006, 2007, 2014 (2A), 2016 (2A)

Sectional Champion (9) 1996, 2006, 2007, 2009, 2010, 2013 (2A), 2014 (2A), 2015 (2A), 2016 (2A)

### School's IHSAA State Championship History (8)

Girls Gymnastics (3) 1993, 2000, 2002

Boys Swimming (4) 2008, 2009, 2013, 2014

Wrestling (1) 1988-89

# CLASS 2A GIRLS STATE CHAMPIONSHIP NOTABLES

## BREBEUF JESUIT BRAVES (22-1-1)

### Soccer Coaches Poll: #4

- Brebeuf Jesuit returning to defend its state championship of a year ago in a rematch of last year's final.
- Team has eight returning starters from last year's title team that finished 22-2-1.
- With a victory Saturday, the Braves would set a school record for most wins in a season.
- Braves won their sixth consecutive sectional title this season.
- Senior Alia Martin ranks fifth in the state with 23 assists. Her 51 points (14 goals, 23 assists) also rank among the state leaders. Senior goalkeeper Lauren Turner has only allowed 8 goals this season and her 0.6 Goals Against Average ranks seventh in the state.
- Brebeuf finished first in the Circle City Conference with a 3-0 record.
- Team topped two ranked foes during last Saturday's semi-state including a 4-1 decision over #20 Columbus North and a 2-0 win over #12 Terre Haute North.
- Brebeuf Jesuit has outscored opponents by a 86-12 margin this season including 16 shutouts. Forty-two (42) of Brebeuf's 66 victories over the last three seasons have come via shutout.
- Coach Angela Berry-White is a former member of the US National Team and was first female inducted into the Indiana Soccer Hall of Fame.

### Soccer State Tournament History

IHSAA Member School Since: 1964

First Soccer State Tournament: 1994 (first year of tournament)

State Champion (1) 2015 (2A)

State Finals Appearances (2) 2015 (2A), 2016 (2A)

Semi-State Champions (2) 2015 (2A), 2016 (2A)

Regional Champions (5) 1997, 1998, 2012 (2A), 2015 (2A), 2016 (2A)

Sectional Champions (11) 1994, 1996, 1997, 1998, 2009, 2011 (2A), 2012 (2A), 2013 (2A), 2014 (2A), 2015 (2A), 2016 (2A)

### School's IHSAA State Championship History (17)

Boys Basketball (1) 2000 (3A)

Girls Basketball (2) 2004 (3A), 2007 (3A)

Boys Golf (2) 2010, 2011

Girls Golf (1) 2006

Girls Soccer (1) 2015 (2A)

Boys Tennis (1) 1973

Girls Tennis (5) 1979, 1980, 1981, 1983, 1984

Volleyball (4) 2003 (3A), 2005 (3A), 2009 (3A), 2013 (3A)

## PENN KINGSMEN (21-0-1)

### Soccer Coaches Poll: #1

- Top-ranked Penn girls soccer team seeking first girls soccer state championship in a rematch of last year's final.
- Kingsmen making fourth appearance in the state finals and third trip to the state championship match.
- Team returned four starters from last year's state runner-up team and finished a second consecutive undefeated regular season.
- Penn has 13 shutouts in its 22 matches and has allowed only 11 goals.
- Penn's 121 goals this season is a team record topping the previous mark of 119 set last year.
- Junior Kristina Lynch leads the state with 99 points (37 goals, 25 assists). Her 37 goals are third-most in the state and 25 assists rank second-most. Sophomore teammate Brooke VanDyck's 17 assists also rank among the state's leaders. Senior goalkeeper Sommer Domal has allowed only nine goals this season in 22 matches and her 0.5 Goals Against Average rates fifth in the state this season.
- Kingsmen have turned away three ranked foes in the last four games beating #18 Warsaw 7-1 in the regional and a pair of semi-states shutouts over #17 Noblesville 1-0 and #10 Munster 2-0 last Saturday.

### Soccer State Tournament History

IHSAA Member School Since: 1958

First Soccer State Tournament: 1994 (first year of tournament)

State Runner-Up (2) 2007, 2015 (2A)

State Finals Appearances (4) 1996, 2007, 2015 (2A), 2016 (2A)

Semi-State Championships (4) 1996, 2007, 2015 (2A), 2016 (2A)

Regional Championships (9) 1996, 2005, 2007, 2008, 2009, 2010, 2013 (2A), 2015 (2A), 2016 (2A)

Sectional Championships (15) 1996, 1999, 2000, 2001, 2005, 2007, 2008, 2009, 2010, 2011 (2A), 2012 (2A), 2013 (2A), 2014 (2A), 2015 (2A), 2016 (2A)

### School's IHSAA State Championship History (19)

Baseball (4) 1994, 1998 (4A), 2001 (4A), 2015 (4A)

Girls Basketball (1) 2016 (4A)

Football (5) 1983 (4A), 1995 (5A), 1996 (5A), 1997 (5A), 2000 (5A)

Girls Golf (4) 1994, 2002, 2004, 2005

Boys Soccer (1) 1999

Softball (1) 1999 (3A)


Volleyball (2) 2010 (4A), 2011 (4A)

Wrestling (1) 2015

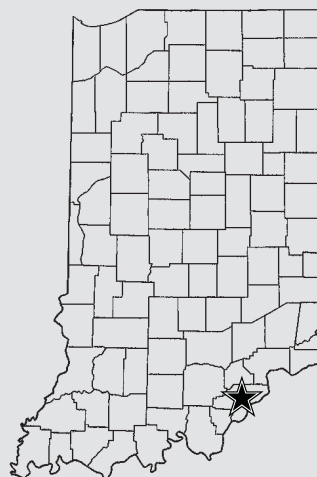


# Providence Pioneers

## Class A



Front Row Kneeling (left to right): Austin Hughes, Pierce Arvizu, Shane Hesse, Jake Müller, Grayson Edwards, Nick Berry, Tyler Olson, Michael Hayes, Connor Van Hook, Isaac Coker, Michael Gill, Sam Krueer, William Lutgens, Asst. Coach Brett Bass; Back Row: Head Coach Nathan Marshall, Asst. Coach Chris Furlow, Manager Zach Kaiser, Kaleb Dunn, Eli Coker, Kevin Chrisco, Cole Corby, Alex Rogers, Braden Rainier, Joe Gryboski, Sam Voignier, Michael Craig, JD Castleberry, Grant Stumler, Alex Lancaster, Asst. Coach Andrew Wimp; Not Pictured: Asst. Coach Jake Stengel and GK Coach Trevor Black



### Team Roster & Statistics

Lt.	Dk.	Name	Ht.	Pos.	Grade	Matches	Goals	Assists	Points
2	2	Shane Hesse	6-0	M	11	21	2	1	5
3	3	Eli Coker	6-2	M	12	21	31	12	74
4	4	Sam Voignier	5-9	D	12	3	0	0	0
6	6	Nick Berry	6-0	D	12	21	0	0	0
7	7	Isaac Coker	5-9	M	10	21	8	14	30
8	8	Kevin Chrisco	6-0	M/F	12	21	13	18	44
9	9	Alex Lancaster	5-7	M	9	19	4	5	13
10	10	Connor Van Hook	5-7	M	12	20	4	2	10
11	11	Grant Stumler	5-11	M/F	11	4	4	0	8
12	12	Austin Hughes	5-10	M/F	10	10	1	1	3
13	13	Joe Gryboski	6-2	M	10	17	2	0	4
14	14	Pierce Arvizu	5-10	M	11	17	1	4	6
15	15	Michael Gill	5-10	M/D	11	21	5	3	13
16	16	Jake Müller	5-9	M	11	18	4	5	13
17	17	William Lutgens	5-9	M	9	12	0	1	1
18	18	Michael Hayes	6-0	D	14	17	0	3	3
19	19	Braden Rainier	6-0	F	12	21	23	7	53
20	20	Sam Krueer	5-11	D	10	2	0	0	0
22	22	Cole Corby	5-11	D	12	21	0	1	1
23	23	Michael Craig	6-0	D	12	12	2	0	4
25	25	Alex Rogers	6-0	D	12	21	2	2	6
26	26	Tyler Olson	6-0	D	12	12	0	0	0
28	28	Grayson Edwards	5-10	D	12	3	0	1	1
<b>Totals</b>						<b>106</b>	<b>80</b>	<b>292</b>	

### Goalkeepers

Name	Ht.	Gr.	Mat.	Min.	GA	GAA	Saves	Shutouts
JD Castleberry	6-1	12	20	1350	9	0.45	36	15
Kaleb Dunn	6-2	11	6	250	1	0.16	12	0
Michael Hayes	6-0	12	2	80	3	0.66	4	0
<b>Totals</b>			<b>1680</b>	<b>13</b>	<b>0.42</b>	<b>47</b>	<b>15</b>	

### State Finals History

State Runner Up: 2013 (A)  
Appearances: 2013 (A), 2016 (A)



Nathan Marshall  
Head Coach

### Team Facts

City/Town: Clarksville  
County: Clark  
President: Steve Williamson  
Principal: Dr. Mindy Ernstberger  
Athletic Director: Mickey A. Golembeski  
Asst. Athletic Director: Andrew Grantz & Paula Hoffman  
Head Coach: Nathan Marshall  
Assistant Coaches: Chris Furlow, Trevor Black, Jake Stengel, Brett Bass, Andrew Wimp  
Student Managers: Zach Kaiser  
Colors: Navy, White and Gold  
Conference: None  
Enrollment: 437  
Last Year's W-L Record: 13-5-3

### Season Results (18-2-1)

8/16 Corydon Central W 13-1  
8/18 Forest Park W 8-0  
8/22 at Christian Academy W 10-0  
8/25 Floyd Central T 2-2  
8/30 Jennings County W 5-0  
9/2 vs. Zionsville L 4-1  
9/3 vs Bloomington North W 3-1  
9/3 vs. Washington L 2-0  
9/7 at North Harrison W 4-0  
9/10 at Evansville Mater Dei W 5-1  
9/13 at New Albany W 5-2  
9/17 at Oldenburg Academy W 6-0  
9/20 Madison W 4-0  
9/24 Jeffersonville W 2-0  
9/27 at Rock Creek Academy W 6-0

### Sectional

10/5 Christian Academy W 13-0  
10/8 North Harrison W 4-0

### Regional

10/13 Lawrenceburg W 2-0  
10/15 Southwestern W 7-0

### Semi-State

10/22 Evansville Mater Dei W 4-0  
10/22 Tri-West Hendricks W 2-0

# Mishawaka Marian Knights

## Class A



Front Row Kneeling (left to right): Anthony Garatoni, Oscar Tavarez, Michael Cataldo, Roberto Ontiveros, William Tiller; Second Row :Adam Evans, Maximiliano Frausto, Michael Wuszke, Alfredo Medina, Alejandro Rodela, Matteus Webb; Third Row: Jonathan Tavarez, Jonny Wang, Hunter Renner, Michael Baughman, Gabriel Martinez, Cristian Manzo, Francisco Tavarez, Juan Botello, Jordan Morris; Back Row: Asst. Coach Alfredo Juarez, Asst. Coach John Jonas, Justin Saavedra, Cristian Juarez, Edward Morrison, Alex Kokot, Jacob Schmidt, Dominic Blum, Gabriel Davey, Asst. Coach Matt Englert, Head Coach Ben Householter

### Team Roster & Statistics

Lt.	Dk.	Name	Ht.	Pos.	Grade	Matches	Goals	Assists	Points
2	2	Christian Manzo	5-7	M	10	11	0	0	0
3	3	Oscar Tavarez	5-8	M	11	20	1	4	6
4	4	Maximiliano Frausto	5-8	D	12	22	0	0	0
5	5	Justin Saavedra	5-9	M	12	19	2	0	4
6	6	Alex Kokot	5-10	D	12	7	0	0	0
7	7	Christian Juarez	5-8	F	12	20	12	15	39
8	8	Johnathan Tavarez	6-0	M	11	20	12	5	29
9	9	Roberto Ontiveros	6-1	D	11	20	3	0	6
10	10	Jordan Morris	6-1	F	11	20	13	7	33
11	11	William Tiller	5-7	D	11	21	1	2	4
13	13	Gabriel Davey	6-0	M	11	8	0	0	0
14	14	Alfredo Medina	6-0	M	11	5	0	1	1
15	15	Alejandro Rodela	5-8	D	11	22	1	1	3
16	16	Juan Botello	5-8	M	11	16	2	1	5
17	17	Gabriel Martinez	5-11	F	11	20	7	1	15
19	19	Jacob Schmidt	6-1	D	11	17	2	0	4
20	20	Michael Baughman	5-10	D	9	12	2	0	4
21	21	Adam Evans	5-9	M	11	8	1	0	2
23	23	Edward Morrison	5-8	M	9	22	11	8	30
26	26	Francisco Tavarez	5-9	M	9	20	6	1	13
31	31	Dominic Blum	5-9	F	9	4	1	0	2
41	41	Jonathan Wang	5-4	M	9	9	1	0	2
191	191	Matteus Webb	5-7	D	10	9	0	0	0
<b>Totals</b>						<b>78</b>	<b>46</b>	<b>202</b>	

### Goalkeepers

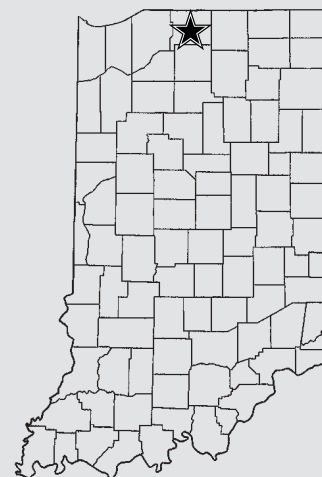
Name	Ht.	Gr.	Mat.	Min.	GA	GAA	Saves	Shutouts
Hunter Renner	6-0	9	16	893	10	0.9	26	8
Michael Cataldo	5-10	12	16	842	16	1.6	18	9
Anthony Garatoni	6-1	12	0	0	0	0.0	0	0
Michael Wuszke	5-8	9	1	25	2	2.0	0	0
<b>Totals</b>			<b>1760</b>	<b>28</b>	<b>1.5</b>	<b>44</b>	<b>10</b>	

### State Finals History

State Champion: 2015 (A)  
Appearances: 2008, 2015 (A), 2016 (A)



Ben Householter  
Head Coach



### Team Facts

City/Town: Mishawaka  
County: St. Joseph  
Superintendent: Carl Loesch  
Principal: Mark Kirzeder  
Athletic Director: Steve Ravotto  
Asst. Athletic Director: Kyle Hanyzewski  
Head Coach: Ben Householter  
Assistant Coaches: John Jonas, Matt Englert, Alfredo Juarez, Alex Juarez  
Colors: Blue and Silver  
Conference: Northern Indiana  
Enrollment: 690  
Last Year's W-L Record: 20-2

### Season Results (17-5)

8/16 at Bethany Christian W 2-0  
8/23 at Penn L 1-2  
8/25 South Bend Washington W 5-2  
8/27 at Elkhart Memorial L 0-5  
8/29 South Bend Riley W 6-2  
9/1 at Bremen W 3-0  
9/6 South Bend St. Joseph L 0-3  
9/8 John Glenn W 8-0  
9/10 vs. East Chicago Central W 8-0  
9/10 vs. Goshen L 1-3  
9/12 at South Bend Adams W 2-1  
9/14 Mishawaka W 8-1  
9/20 at South Bend Clay W 6-0  
9/22 Elkhart Central W 3-0  
9/26 Concord L 0-6

### LaVille Sectional

10/3 LaVille W 4-0  
10/5 Elkhart Christian Academy W 5-2  
10/8 Bethany Christian W 5-0

### LaVille Regional

10/13 Andrian W 2-0  
10/15 North White W 3-1

### Argos Semi-State

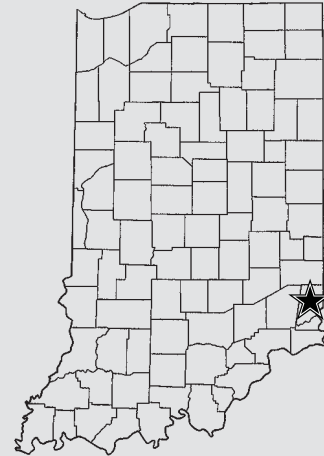
10/22 Westview W 3-0  
10/22 Heritage Christian W 4-1

# Lawrenceburg Tigers

## Class A



Front Row (left to right): Payton Seig, Avery Seig, Audrey Schwier, Holly Nutley, Hailey Knippenberg, Angie Wainscott, Macy Morgan, Josie Denton, Alyssa Oyler, Makenna White, Rylie Hutcherson; Second Row: Morgan Fehr, Heather Knippenberg, Allie Terrill, Lexi Knight, Hailee Hinthorne, Erin Hill, Erin Murphy, Julia Ireland, Alyssa McAdams, Gianna DiCarlo, Morgan Roudebush, Sheridan Houze, Hannah Miller, Ashley Durr, Hannah Miller, Ashley Terrill, Jenna Farmer, Shannon Bachmann, Coach Olivia Euler; Back Row: Coaches Andy Magee, Bill Offutt, Kurt Weismiller



### Team Facts

City/Town: Lawrenceburg  
 County: Dearborn  
 Superintendent: Karl Galey  
 Principal: Bill Schneider  
 Athletic Director: Joe Vogelsang  
 Head Coach: Bill Offutt  
 Assistant Coaches: Kurt Weismiller, Olivia Euler, Andy Magee  
 Student Manager: Lexi Knight  
 Colors: Orange and Black  
 Conference: EIAC  
 Enrollment: 624  
 Last Year's W-L Record: 15-6

### Team Roster & Statistics

Lt.	Dk.	Name	Ht.	Pos.	Grade	Matches	Goals	Assists	Points
1	1	Ashley Durr	5-7	D	11	17	2	1	5
2	2	Audrey Schwier	5-5	F	12	21	12	9	33
3	3	Makenna White	5-4	F	10	21	11	4	26
4	4	Hailee Hinthorne	5-8	K	11	11	1	1	3
5	5	Alyssa Oyler	5-4	M	11	21	3	2	8
6	6	Avery Seig	5-3	F	9	8	3	0	6
7	7	Holly Nutley	5-8	M	12	21	4	11	19
8	8	Hannah Miller	5-7	M	11	21	2	3	7
9	9	Josie Denton	5-6	F	12	21	15	6	36
10	10	Shannon Bachmann	5-5	D	10	20	1	2	4
11	11	Macy Morgan	5-1	F	12	21	4	2	10
12	12	Rylie Hutcherson	5-3	F	9	21	9	5	23
13	13	Angie Wainscott	5-1	M	12	18	1	2	4
14	14	Gianna DiCarlo	5-7	D	11	21	1	5	7
15	15	Payton Seig	5-3	D	10	10	1	1	3
16	16	Ashley Terrill	5-0	D	10	9	0	1	1
17	17	Allie Terrill	5-1	M	12	20	2	5	9
18	18	Erin Hill	5-8	K	10	16	0	0	0
19	19	Julia Ireland	5-5	M	10	10	2	1	5
21	21	Hailey Knippenberg	5-5	D	12	21	8	1	17
22	22	Sheridan Houze	5-7	D	10	7	0	1	1
23	23	Alyssa McAdams	5-3	D	10	6	0	1	1
24	24	Jenna Farmer	5-9	F	10	21	3	6	12
25	25	Erin Murphy	5-1	D	10	14	1	1	3
<b>Totals</b>							<b>86</b>	<b>71</b>	<b>243</b>

### Goalkeepers

Name	Ht.	Gr.	Mat.	Min.	GA	GAA	Saves	Shutouts
Hailee Hinthorne	5-8	11	9	634	7	0.88	17	3
Erin Hill	5-8	10	17	990	18	1.45	41	7
<b>Totals</b>				<b>1624</b>	<b>25</b>	<b>1.23</b>	<b>58</b>	<b>10</b>

### State Finals History

First Appearance



Bill Offutt  
Head Coach

### Season Results (13-5-3)

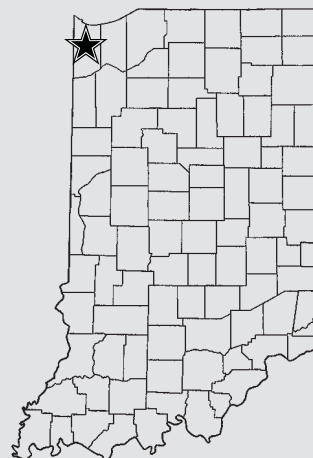
8/16	Oldenburg	T	1-1
8/18	East Central	L	2-6
8/20	at Columbus North	T	0-0
8/23	Rising Sun	W	9-0
8/27	Taylor (OH)	L	2-3
8/31	at Franklin County	W	4-0
9/3	at Rushville	W	8-0
9/6	at Batesville	L	0-1
9/8	Ross (OH)	L	2-3
9/10	at East Central	L	1-5
9/13	South Dearborn	W	1-0
9/20	Landmark Christian (OH)	W	3-1
9/22	at Connersville	W	8-0
9/24	at Greensburg	W	9-0
10/1	Harrison (OH)	T	2-2
<b>Rising Sun Sectional</b>			
10/4	Southwestern	W	8-0
10/6	Switzerland County	W	8-0
10/8	Rising Sun	W	8-1
<b>Heritage Hills Regional</b>			
10/15	Heritage Hills	W	4-1
<b>Lawrenceburg Semi-State</b>			
10/22	Cardinal Ritter	W	5-0
10/22	Heritage Christian	(PKs) W	1-1

# Andrean Fighting 59ers

## Class A



Front Row (left to right): Sydney Haislip, Alyssa Schichner, Rylee Horn, Logan Bosak, Danielle Tazic, Elly Samels, Ann Marie Buynak, Maddie Clarkson, Kelsey Friis; Second Row: Jeff Samels, Steve Furman, Peyton Horn, Kiera Markham, Elyse Levenda, Karah Kireta, Catherine Mulshine, Nikki Riffle, Hanna Sarosy, Natalie Figlio, Lorena Trujillo, Cailynn Postma, Annie Sherman, Lillieyne Tomson, Lilli Greiner, Tessa Wojkovich, Dan Capello, Jeff Clapman; Not Pictured: Hayley Reynolds, Allison Biscocho



### Team Facts

City/Town: Merrillville  
 County: Lake  
 Superintendent: Dr. Joseph J. Majchrowicz  
 Principal: Dr. Anthony M. Bonta  
 Athletic Director: Billy Mueller  
 Asst. Athletic Director: Anthony Pagorek  
 Head Coach: Jeff Clapman  
 Assistant Coaches: Jeff Samels, Dan Cappello, Steve Furman  
 Colors: Red and Gold  
 Conference: NCC  
 Enrollment: 494  
 Last Year's W-L Record: 16-4-0

### Team Roster & Statistics

Lt.	Dk.	Name	Ht.	Pos.	Grade	Matches	Goals	Assists	Points
2	2	Tessa Wojkovich	5-2	M	12	20	8	4	20
3	3	Maddie Clarkson	5-2	M	9	2	0	0	0
4	4	Peyton Horn	5-6	M	9	2	0	0	0
5	5	Ann Marie Buynak	5-4	D	11	20	1	2	4
6	6	Logan Bosak	5-5	D	12	20	0	1	1
7	7	Elly Samels	5-2	M	11	20	6	9	21
8	8	Rylee Horn	5-7	M/F	12	20	6	0	12
10	10	Kiera Markham	5-2	D	12	20	0	0	0
11	11	Sydney Haislip	5-5	M	10	12	0	0	0
13	13	Elyse Levenda	5-4	F	12	10	0	1	1
14	14	Nikki Riffle	5-0	D	11	20	1	0	2
15	15	Cailynn Postma	5-5	M	11	13	1	0	2
16	16	Allison Biscocho	5-4	D	12	10	0	0	0
17	17	Hanna Sarosy	5-9	M/F	12	20	9	3	21
18	18	Alyssa Schichner	5-6	F	10	20	19	14	52
19	19	Karah Kireta	5-5	F	10	17	1	2	4
21	21	Danielle Tazic	5-7	M	12	20	23	8	54
23	23	Kelsey Friis	5-5	D/M	12	16	1	0	2
26	26	Lillieyne Tomson	5-3	M	9	4	0	0	0
37	37	Lorena Trujillo	5-3	D	9	3	0	0	0
38	38	Nattie Figlio	5-5	D	9	16	0	0	0
40	40	Annie Sherman	5-6	M	9	20	3	1	7
42	42	Lilli Greiner	5-3	M	9	3	0	0	0
<b>Totals</b>						<b>79</b>	<b>46</b>	<b>204</b>	

### Goalkeepers

Name	Ht.	Gr.	Mat.	Min.	GA	GAA	Saves	Shutouts
Catherine Mulshine	5-10	12	20	1392	19	1.10	82	6
Hayley Reynolds	5-5	11	6	90	5	4.40	5	0
<b>Totals</b>			<b>1482</b>	<b>24</b>	<b>1.29</b>	<b>87</b>	<b>6</b>	

### State Finals History

State Runner-Up: 1999  
 Appearances: 1999, 2016 (A)



Jeff Clapman  
Head Coach

### Season Results (16-3-1)

8/19	Portage	W	9-3
8/20	Bishop Noll Institute	W	5-0
8/23	at Highland	(PKs) W	1-1
8/30	Griffith	W	3-2
9/03	at Hobart	W	7-1
9/06	Lake Central	W	4-0
9/08	at Merrillville	W	7-1
9/12	Marquette	W	4-1
9/13	Lowell	(PKs) L	1-1
9/15	at Crown Point	L	2-3
9/19	Wheeler	W	4-1
9/20	at Kankakee Valley	W	3-2
9/22	LaLumiere	T	0-0
9/27	Munster	L	3-0

### Wheeler Sectional

10/4	Morgan Township	W	5-0
10/6	Bishop Noll	W	4-1
10/8	Wheeler	(PKs) W	1-1

### Hebron Regional

10/15	Hebron	W	3-0
-------	--------	---	-----

### LaVille Semi-State

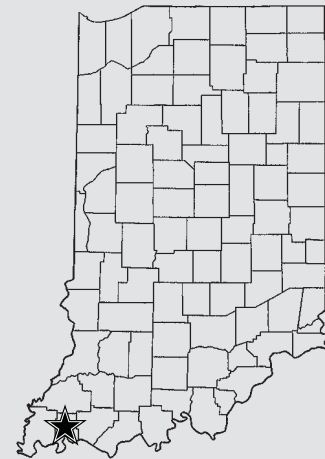
10/24	Westview	W	5-0
10/24	Bellmont	W	2-0

# Evansville Memorial Tigers

Class 2A



Front Row (left to right): Shawn Vieth, Travis Sides, Rieser Wells, Michael Samila, Zach Rohrscheib, Sam Bonano, Student Manager Caleb Meeks, Henry Kinkel, Luke Brougham, John Weikert, Andrew Cross, Michael Staley  
Back Row: Asst Coach Chad Perkins, Asst Coach Eric Miller, Marshall Francis, Ben Bersch, Conor King, Owen Klipsch, Evan Harding, Marky Lara, Max Durchholz, Matthew Burkart, Drew Alexander, Noah Evans, Sam Hodge, Head Coach Bill Vieth, Asst Coach Brad Bodzek



## Team Facts

City/Town: Evansville  
County: Vanderburgh  
Superintendent: Dr. Daryl Hagan  
Principal: Dr. Marie Williams  
Athletic Director: Charles Roberts  
Head Coach: Bill Vieth  
Assistant Coaches: Chad Perkins, Eric Miller, Brad Bodzek  
Student Managers: Caleb Meeks  
Colors: Royal Blue and White  
Conference: Southern Indiana Athletic Conference  
Enrollment: 699  
Last Year's W-L Record: 17-3-1

## Team Roster & Statistics

Lt.	Dk.	Name	Ht.	Pos.	Grade	Matches	Goals	Assists	Points
2	2	Luke Brougham	6-1	MF	12	23	7	6	20
4	4	Drew Alexander	5-10	B	11	14	1	1	3
5	5	Ben Bersch	5-9	MF	10	22	6	2	14
7	7	Henry Kinkel	5-9	B	12	22	0	2	2
9	9	Sam Bonano	5-9	F	12	23	31	25	87
10	10	John Weikert	5-9	MF	11	2	0	1	1
11	11	Conor King	5-11	MF	12	23	4	14	22
12	12	Sam Hodge	5-11	B	9	1	0	0	0
13	13	Andrew Cross	5-10	F	11	23	35	20	90
14	14	Marshall Francis	5-8	MF	10	23	1	4	6
15	15	Evan Harding	5-10	F	11	22	2	7	11
16	16	Matthew Burkart	5-11	MF	11	23	1	4	6
17	17	Travis Sides	5-8	B	10	23	0	0	0
18	18	Michael Samila	5-9	MF	12	23	1	2	4
19	19	Marky Lara	5-10	MF	10	23	2	2	6
20	20	Shawn Vieth	5-9	B	10	23	1	2	4
21	21	Zach Rohrscheib	5-9	F	12	23	5	3	13
23	23	Rieser Wells	6-1	B	12	23	0	0	0
24	24	Owen Klipsch	5-10	MF	11	23	9	4	22
25	25	Michael Staley	5-10	F	10	1	0	0	0
<b>Totals</b>						<b>106</b>	<b>99</b>	<b>311</b>	

## Goalkeepers

Name	Ht.	Gr.	Mat.	Min.	GA	GAA	Saves	Shutouts
Max Durchholz	6-0	12	22	1663	32	1.539	101	8
Noah Evans	6-0	12	6	205	0	0.000	9	2
<b>Totals</b>				<b>1868</b>	<b>32</b>	<b>1.539</b>	<b>110</b>	<b>10</b>

## State Finals History

State Champion: 2007, 2008  
Appearances: 1994, 2002, 2005, 2006, 2007, 2008, 2010, 2016 (2A)



Bill Vieth  
Head Coach

## Season Results (18-4-1)

8/22	Evansville Mater Dei	W	4-3
8/23	Jasper	W	3-0
8/25	Evansville Reitz	W	15-0
8/30	Evansville Central	W	16-0
9/2	Lexington Dunbar (KY)	W	4-0
9/3	Lexington Henry Clay (KY)	W	4-2
9/3	Lake Central	T	3-3
9/7	Evansville North	W	6-2
9/14	Castle	L	1-2
9/17	Quincy Senior (IL)	L	2-3
9/18	St. Louis Marquette (MO)	W	2-0
9/20	Evansville Bosse	W	9-0
9/24	Carmel	L	1-3
9/27	Evansville Harrison	W	8-0
9/30	Rock Island (IL)	W	6-2
10/1	Highland Park (IL)	W	3-2
10/1	Glenbrook North (IL)	L	1-5

## Evansville Memorial Sectional

10/5	Jasper	W	2-0
10/8	Castle	W	2-1

## Jasper Regional

10/13	Bloomington South	W	4-2
10/15	Terre Haute North	W	5-0

## Jeffersonville Semi-State

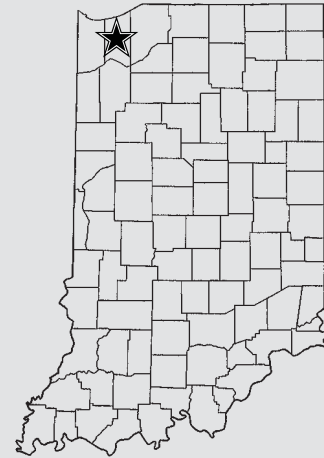
10/22	Columbus North	W	2-2
10/22	Perry Meridian	W	5-0

# Chesterton Trojans

## Class 2A



Front Row (left to right): Doug Filipek and Connor Leverich Second Row: Jared Carlson, Jake Donovan, Kevin Gaffigan, Phil Flores, Gabe Mihut, Tyler Schroeder, Andrew VanNoort, Caleb Haire, Derek O'Dell, Matt Blake Third Row: Robbie Murphy, Bailey Arthur, Jonas Vagenius, Andrew Stephan Fourth Row: Head Coach James Sensibaugh, Jack Eaton, Josh Sensibaugh, Sam Weller, Kevin Jugovic, Owen Hallas, Blake Notzen, Harley Lohmeyer, Ethan Conway and Asst. Coach Lucas Sebedra and Asst. Coach Scott Bartlett



### Team Facts

City/Town: Chesterton  
 County: Porter  
 Superintendent: Dr. David Pruis  
 Principal: Jeff Van Drie  
 Athletic Director: Garry Nallenweg  
 Asst. Athletic Director: Fred Mitchell  
 Head Coach: James Sensibaugh  
 Assistant Coaches: Lucas Sebedra, Austin Haire and Scott Bartlett  
 Student Managers: Chayton Burkhardt and Brianna Molnar  
 Colors: Maroon and Gold  
 Conference: Duneland Athletic Conference  
 Enrollment: 2086  
 Last Year's W-L Record: 15-3

### Team Roster & Statistics

Lt.	Dk.	Name	Ht.	Pos.	Grade	Matches	Goals	Assists	Points
0	0	Doug Filipek	6-2	K	11	5	0	0	0
2	2	Robbie Murphy	5-9	M/D	11	5	0	0	0
3	3	Phil Flores	5-6	M	12	21	2	3	7
4	4	Jonas Vagenius	5-8	F/MF	11	7	2	0	4
5	5	Bailey Arthur	5-6	MF	10	21	1	7	9
6	6	Jake Donovan	5-7	M	11	18	0	1	1
7	7	Andrew Stephan	5-7	M	12	21	2	0	4
8	8	Gabe Mihut	6-4	M	12	17	2	1	5
9	9	Matt Blake	5-9	M	12	16	1	0	2
10	10	Tyler Schroeder	6-0	D	12	21	2	3	7
11	11	Caleb Haire	5-10	M/D	11	14	0	0	0
12	12	Kevin Jugovic	5-11	M	12	21	4	4	12
13	13	Josh Sensibaugh	6-0	M	12	19	0	2	2
14	14	Derek O'Dell	5-7	M/F	12	19	10	10	30
15	15	Andrew VanNoort	6-0	D	11	15	0	0	0
17	17	Owen Hallas	6-0	F	12	21	26	9	61
18	18	Blake Notzen	6-2	D	12	15	0	2	2
19	19	Kevin Gaffigan	6-3	D	11	1	0	0	0
20	20	Jack Eaton	5-10	D	10	21	2	2	6
21	21	Sam Weller	5-11	D	11	21	1	0	2
22	22	Jared Carlson	5-10	M/F	11	7	0	0	0
23	23	Harley Lohmeyer	5-10	M/F	11	18	2	5	9
31	31	Connor Leverich	5-7	K	12	2	0	0	0
32	32	Nick Harmon	6-3	K	10	0	0	0	0
77	77	Ethan Conway	5-10	K	12	19	1	0	2
<b>Totals</b>						<b>56</b>	<b>49</b>	<b>161</b>	

### Goalkeepers

Name	Ht.	Gr.	Mat.	Min.	GA	GAA	Saves	Shutouts
Ethan Conway	5-10	12	19	1460	12	0.66	121	11
Doug Filipek	6-2	11	5	145	1	0.55	4	0
Connor Leverich	5-7	12	2	75	1	1.06	6	0
Nick Harmon	6-3	10	0	--	--	--	--	--
<b>Totals</b>				<b>1680</b>	<b>14</b>	<b>0.75</b>	<b>131</b>	<b>11</b>

### State Finals History

State Runner-Up: 2007  
 Appearances: 2007, 2016 (2A)



James Sensibaugh  
 Head Coach

### Season Results (16-3-2)

8/17	Michigan City	W	4 - 0
8/22	at Boone Grove	W	3 - 0
8/24	Valparaiso	W	2 - 0
8/27	at S.B. St. Joseph	L	2 - 0
8/29	at Culver Academies	W	3 - 0
8/31	Merrillville	W	5 - 1
9/3	Munster	T	0 - 0
9/7	at Crown Point	W	2 - 0
9/10	Highland	T	2 - 2
9/14	Lake Central	L	3 - 1
9/17	at Harrison (West Lafayette)	L	2 - 1
9/21	at Portage	W	2 - 1
9/24	Fort Wayne Canterbury	W	6 - 0
9/26	Hobart	W	7 - 1
9/28	at LaPorte	W	2 - 1

#### Valparaiso Sectional

10/5	Portage	W	5 - 0
10/8	Valparaiso	W	3 - 0

#### Merrillville Regional

10/13	Crown Point	W	3 - 1
10/15	Munster	W	2 - 0

#### SB St. Joseph Semi-State

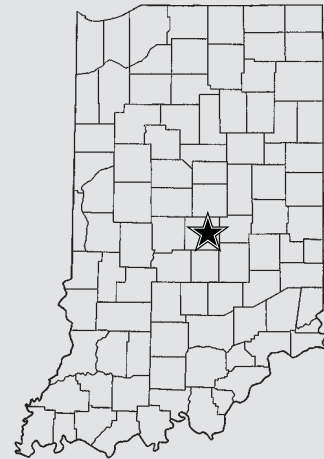
10/22	West Noble	W	2 - 0
10/22	Harrison (West Lafayette)	W	2 - 1

# Brebeuf Jesuit Braves

## Class 2A



Front Row (left to right): Audrey Heile, Hailey McLaughlin, Manager Caroline Peters, Natalie Kelley, Lizzy Case, Alexa Cline, Lauren Turner, Ryanne Brown, Alia Martin, Gracie Medcalfe, Lauren LaMothe, Emma Mazurek  
 Second Row: Alexa Holl, Hope Edens, Reni Osuntokun, Hallie Pearson, Assistant Coach Liv Borkenstein, Head Coach Angela Berry White, Assistant Coach Megan Trimbach, Caroline Bice, Kayla Fitts, Brianna Arthur, Katherine Modrall  
 Back Row: Phoebe Klein, Paige Edens, Grace Roberts, Beth Kelley, Jordan Smith, Sylvia Soria, Chloe Levine, Alex Meltzer, Kate Gunderson, Sophie Weeter, Leigh Anne Roth, Manager Jameson Parker, Manager EJ White, Trainer Patrick Miller



### Team Roster & Statistics

Lt.	Dk.	Name	Ht.	Pos.	Grade	Matches	Goals	Assists	Points
2	2	Emma Mazurek	5-3	M	12	24	1	3	5
3	3	Alexa Holl	5-2	M	11	24	2	5	9
4	4	Hope Edens	5-5	M	11	24	2	1	5
5	5	Alexa Cline	5-4	M/D	12	24	0	3	3
6	6	Jordan Smith	5-5	M/D	11	24	5	1	11
7	7	Kate Gunderson	5-7	M/D	10	15	0	0	0
8	8	Natalie Kelley	5-6	D	12	24	3	1	7
9	9	Lizzy Case	5-7	D	12	24	0	2	2
10	10	Ryanne Brown	5-9	F	12	1	0	0	0
11	11	Leigh Anne Roth	5-5	M	10	1	0	0	0
12	12	Hailey McLaughlin	5-7	F	12	22	5	6	16
13	13	Audrey Heile	5-7	D	12	1	0	0	0
14	14	Brianna Arthur	5-6	M/F	10	24	9	5	23
15	15	Lauren LaMothe	5-2	F	12	24	4	1	9
16	16	Katherine Modrall	5-8	M	11	24	2	3	7
17	17	Phoebe Klein	5-10	M	10	6	1	0	2
18	18	Sophie Weeter	5-6	M	9	22	1	2	4
19	19	Hallie Pearson	5-7	M	11	24	15	4	34
20	20	Alex Meltzer	5-5	M	10	22	1	2	4
21	21	Kayla Fitts	5-10	F	11	23	13	6	31
22	22	Gracie Medcalfe	5-8	M	12	24	1	0	2
23	23	Alia Martin	5-10	M	12	24	14	23	51
24	24	Caroline Bice	5-9	D	11	22	0	2	2
25	25	Grace Roberts	5-6	D	10	19	0	0	0
26	26	Beth Kelley	5-6	D	10	7	1	0	2
27	27	Paige Edens	5-5	F	9	21	6	2	14
28	28	Sylvia Soria	5-6	M	11	1	0	0	0
<b>Totals</b>						<b>86</b>	<b>72</b>	<b>243</b>	

### Goalkeepers

Name	Ht.	Gr.	Mat.	Min.	GA	GAA	Saves	Shutouts
Lauren Turner	5-8	12	23	1130	8	0.34	35	13
Reni Osuntokun	5-9	11	15	680	4	0.25	31	2
Chloe Levine	5-11	11	5	150	0	.000	4	1
<b>Totals</b>			<b>1960</b>	<b>12</b>	<b>--</b>	<b>70</b>	<b>16</b>	

### State Finals History

State Champion: 2015 (2A)  
 Appearances: 2015 (2A), 2016 (2A)



Angela Berry White  
 Head Coach

### Team Facts

City/Town: Indianapolis  
 County: Marion  
 President: Father Jack Dennis S/J  
 Principal: Greg Van Slambrook  
 Athletic Director: Ted Hampton  
 Asst. Athletic Director: Jake Weinstein  
 Head Coach: Angela Berry White  
 Assistant Coaches: Liv Borkenstein, Claire Kelley, Megan Trimbach  
 Student Managers: Jameson Parker, Caroline Peters, EJ White  
 Colors: Maroon and Gold  
 Conference: Circle City  
 Enrollment: 796  
 Last Year's W-L Record: 22-2-1

### Season Results (22-1-1)

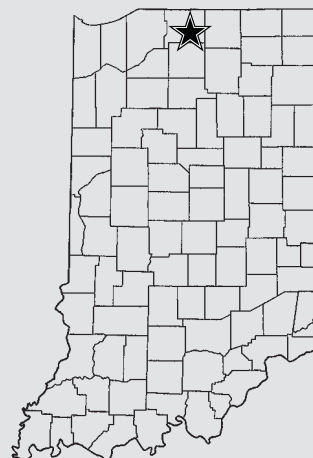
8/17	Noblesville	W	3-1
8/20	Zionsville	T	1-1
8/27	Guerin Catholic	W	3-0
8/30	Heritage Christian	W	2-0
9/1	Indpls. Bishop Chatard	W	2-0
9/2	Carmel	L	0-4
9/3	St. Ursula (Ohio)	W	3-1
9/10	Carroll (FW)	W	2-0
9/10	Crown Point	W	2-0
9/12	Indpls. Cathedral	W	2-0
9/13	Roncalli	W	2-1
9/19	Culver	W	4-2
9/21	Center Grove	W	5-1
9/24	Westfield	W	7-0
9/26	Franklin Central	W	9-0
9/28	Perry Meridian	W	8-0
10/1	North Central (Indpls.)	W	3-0
10/1	Roncalli	W	3-0
<b>Ben Davis Sectional</b>			
10/8	Pike	W	8-0
10/10	Ben Davis	W	5-0
<b>Carmel Regional</b>			
10/12	North Central (Indpls.)	W	4-0
10/15	Guerin Catholic	W	2-0
<b>Evansville Semi-State</b>			
10/22	Columbus North	W	4-1
10/22	Terre Haute North	W	2-0

# Penn Kingsmen

## Class 2A



First Row (left to right): Sydney Egendoerfer, Savannah Day, Grace Szlerek, Haylee Shahan  
 Second Row: Margaret Graham, Nicole Knudtson, Regan Hart, Sommer Domal, Erin Ludwig, Victoria Varga, Molly Hulth  
 Third Row: Lauren Hamilton, McKenzie Blankenbaker, Lauren Cernak, Emily Carter, Molly McLaughlin, Hallie Hedman, Kristina Lynch  
 Fourth Row: Coach Sarah Mott, Coach Chad Hershberger, Brooke VanDyck, Maya Lacognato, Kelsi Carrico, Allison Lankowicz, Elizabeth Capek  
 Fifth Row: Melanie Xouris, Alexis Marks, Coach Jeff Hart, Alexis Scott, Mallory Lehman, Coach Kerri Casper, Coach Taylor Hart



### Team Facts

City/Town: Mishawaka  
 County: St. Joseph  
 Superintendent: Dr. Jerry Thacker  
 Principal: Steve Hope  
 Athletic Director: Aaron Leniski  
 Asst. Athletic Director: Bridget Williams  
 Head Coach: Jeff Hart  
 Assistant Coaches: Sarah Mott, Chad Hershberger, Kerri Casper, Taylor Hart  
 Student Managers: Mallory Lehmann, Melanie Xouris  
 Colors: Black, Gold, and White  
 Conference: Northern Indiana Conference  
 Enrollment: 3,367  
 Last Year's W-L Record: 21-1-2

### Team Roster & Statistics

Lt.	Dk.	Name	Ht.	Pos.	Grade	Matches	Goals	Assists	Points
3	3	Erin Ludwig	5-5	M	11	19	1	3	5
5	5	Regan Hart	5-7	F	11	16	1	3	5
6	6	Lauren Cernak	5-7	F	11	22	1	5	7
7	7	Brooke VanDyck	5-2	M	10	21	10	17	37
8	8	Allison Lankowicz	5-4	M	10	20	2	4	8
9	9	Haylee Shahan	5-5	F	11	18	5	2	12
10	10	Nicole Knudtson	5-5	F	12	21	13	6	32
11	11	Kelsi Carrico	5-6	D	9	22	1	1	3
12	12	Maya Lacognato	5-4	F	10	21	10	7	27
13	13	Victoria Varga	5-4	D	12	18	1	2	4
14	14	Molly McLaughlin	5-6	M	11	20	10	8	28
15	15	Maggie Graham	5-6	D	11	1	0	0	0
18	18	Ellie Capek	5-4	M	10	17	2	1	5
20	20	Alexis Scott	5-9	D	11	21	0	0	0
21	21	Hallie Hedman	5-9	D	10	19	1	0	2
22	22	Emily Carter	5-6	M	10	19	1	2	4
23	23	McKenzie Blankenbaker	5-5	D	11	21	3	6	12
24	24	Kristina Lynch	5-7	F	11	22	37	25	99
27	27	Alexis Marks	5-8	M	12	22	4	5	13
29	29	Meredith O'Connor	5-5	D	10	1	0	0	0
30	30	Grace Szlerek	5-7	F	9	19	8	2	18
31	31	Lauren Hamilton	5-4	D	10	21	1	4	6
32	32	Sydney Egendoerfer	5-4	D	9	21	0	1	1
33	33	Savannah Day	5-5	D	12	21	3	0	6
35	35	Brooke Neal	5-6	F	9	1	0	0	0
36	36	Carolyn Todd	5-4	F	10	4	1	1	3
38	38	Kayla Leady	5-7	D	9	1	0	0	0
41	41	Riley Chapla	5-7	D	10	20	4	0	8
<b>Totals</b>						<b>121</b>	<b>105</b>	<b>347</b>	

### Goalkeepers

Name	Ht.	Gr.	Mat.	Min.	GA	GAA	Saves	Shutouts
Sommer Domal	5-6	12	22	1410	9	0.50	67	13
Kaitlin Paul	5-6	10	7	260	1	0.30	5	0
<b>Totals</b>			<b>1670</b>	<b>10</b>	<b>0.50</b>	<b>72</b>	<b>13</b>	

### State Finals History

State Runner-Up: 2007, 2015 (2A)  
 Appearances: 1996, 2007, 2015 (2A), 2016 (2A)



Jeff Hart  
 Head Coach

### Season Results (21-0-1)

8/19	Evansville Memorial	W	2-0
8/20	Noblesville	W	2-1
8//20	Warsaw	W	4-0
8/22	Mishawaka Marian	W	5-1
8/24	Mishawaka	W	9-0
8/30	South Bend Clay	W	8-0
9/1	Elkhart Central	W	7-0
9/2	Brunswick (OH)	T	2-2
9/3	Notre Dame Academy (KY)	W	2-1
9/13	South Bend Washington	W	7-1
9/15	South Bend Riley	W	9-0
9/19	Bremen	W	9-0
9/21	South Bend St. Joseph	W	8-2
9/24	Munster	W	3-1
9/27	South Bend Adams	W	3-0
9/29	John Glenn	W	6-0
<b>South Bend Riley Sectional</b>			
10/6	South Bend Adams	W	6-0
10/8	Mishawaka	W	10-1
<b>Goshen Regional</b>			
10/12	Warsaw	W	7-1
10/15	South Bend St. Joseph	W	9-0
<b>Warsaw Semi-State</b>			
10/22	Noblesville	W	1-0
10/22	Munster	W	2-0





# IHSAA Boys Soccer State Championship Records Book

<b>State Championship Results</b>	<b>2</b>
<b>Miscellaneous Records</b>	<b>3</b>
<b>State Finals Appearances by Team</b>	<b>4-5</b>
<b>State Championship Match Team Records</b>	<b>6</b>
<b>State Championship Match Individual Records</b>	<b>7</b>

## State Championship Results

Year	Class	Champion	Coach	Rec	Runner-Up	Coach	Rec	Score
<b>Kuntz Memorial Stadium, Indianapolis</b>								
1994-95		North Central (Indianapolis)	Jerry Little	23-0	South Bend Adams	Jim Tallman	17-6-1	3-0
1995-96		North Central (Indianapolis)	Jerry Little	23-1	Fort Wayne Bishop Luers	Francisco Castillo	15-4-3	2-0
1996-97		North Central (Indianapolis)	Jerry Little	18-3-1	Fort Wayne Canterbury	Greg Mauch	20-3-1	6-1
1997-98		Fort Wayne Canterbury	Greg Mauch	19-2-2	Carmel	Dan Kapsalis	19-2-3	2-1
1998-99		Fort Wayne Canterbury	Greg Mauch	21-1-3	Washington	Kevin Myers	21-2-1	1-0
1999-00		Penn	Tony Bauman	20-1-2	Castle	Doug Deidrich	17-5-1	3-0
2000-01		Castle	Doug Deidrich	22-1-2	North Central (Indianapolis)	Jerry Little	20-2-4	1-0 (5-3 PK)
2001-02		Fort Wayne Canterbury	Greg Mauch	19-2-3	Brownsburg	Chad Medcalfe	21-3-1	1-0
2002-03		North Central (Indianapolis)	Jerry Little	22-3-1	Fort Wayne Canterbury	Greg Mauch	18-5-2	2-1 (3-2 PK)
2003-04		South Bend St. Joseph's	LeRoy Krempec	24-0	North Central (Indianapolis)	Jerry Little	17-4-3	2-1
2004-05		Valparaiso	Danny Jeftich	22-0-2	East Central	B.J. Black	21-2-1	4-0
2005-06		North Central (Indianapolis)	Jerry Little	18-3-4	Carmel	Dan Kapsalis	18-4-2	2-1
2006-07		Carmel	Dan Kapsalis	23-0	Elkhart Central	Ryan Leniski	20-3	4-1
2007-08		Evansville Memorial	Bill Vieth	23-0-2	Chesterton	James Sensibaugh	18-5-1	1-0
2008-09		Evansville Memorial	Bill Vieth	23-0-2	Zionsville	Mike Smith	20-4-1	3-2 (5-4 PK)
2009-10		Zionsville	Bashir Birany	20-3-2	Homestead	Paco Castillo	18-5-1	3-1
2010-11		Lake Central	Jereme Rainwater	21-3	Indianapolis Cathedral	Paul Schroeder	20-4-1	2-0
2011-12	2A	Crown Point	J.R. Rosenbaum	16-6-2	Columbus North	Andy Glover	18-3-2	1-0 (4-2 PK)
	A	Fort Wayne Canterbury	Greg Mauch	18-1-4	Evansville Mater Dei	Matt Settles	17-6-1	3-0
<b>Michael A. Carroll Stadium, IUPUI, Indianapolis</b>								
2012-13	2A	Columbus North	Andy Glover	17-1-4	Warsaw	Scott Bauer	13-9-2	1-0
	A	Fort Wayne Canterbury	Greg Mauch	16-6-1	Covenant Christian (Indianapolis)	Michael Johnson	10-13-1	5-0
2013-14	2A	Crown Point	Mike Bazin	21-0-1	Avon	Phil Schmidt	22-1-1	3-1 (OT)
	A	Guerin Catholic	John Cech	18-2-3	Providence	Brandon Rogers	15-7-2	1-0
2014-15	2A	Goshen	Viratham Mounsithiraj	20-2-1	Brebeuf Jesuit	Carlos Zavaleta	19-5	1-0
	A	Guerin Catholic	John Cech	22-2	Tri-West Hendricks	Jeff Denny	20-1-1	3-0
2015-16	2A	Center Grove	Jameson McLaughlin	20-2-1	Harrison (West Lafayette)	Bryan Clouse	19-3-1	4-0
	A	Mishawaka Marian	Ben Householter	20-2	Indianapolis Cardinal Ritter	Bashir Birany	16-7-1	3-0

## Most State Championships

No.	School	Years
5	Fort Wayne Canterbury	1997, 1998, 2001, 2011 (A), 2012 (A)
5	North Central (Indianapolis)	1994, 1995, 1996, 2002, 2005
2	Crown Point	2011 (2A), 2013 (2A)
2	Evansville Memorial	2007, 2008
2	Guerin Catholic	2013 (A), 2014 (A)
1	Carmel	2006
1	Castle	2000
1	Center Grove	2015 (2A)
1	Columbus North	2012 (2A)
1	Goshen	2014 (2A)
1	Lake Central	2010
1	Mishawaka Marian	2015 (A)
1	Penn	1999
1	South Bend St. Joseph's	2003
1	Valparaiso	2004
1	Zionsville	2009

## Most Runner-Up Finishes

No.	School	Years
2	Carmel	1997, 2005
2	Fort Wayne Canterbury	1996, 2002
2	North Central (Indianapolis)	2000, 2003
1	Avon	2013 (2A)
1	Brebeuf Jesuit	2014 (2A)
1	Brownsburg	2001
1	Castle	1999
1	Chesterton	2007
1	Columbus North	2011 (2A)
1	Covenant Christian (Indianapolis)	2012 (A)
1	East Central	2004
1	Elkhart Central	2006
1	Evansville Mater Dei	2011 (A)
1	Fort Wayne Bishop Luers	1995
1	Harrison (West Lafayette)	2015 (2A)
1	Homestead	2009
1	Indianapolis Cardinal Ritter	2015 (A)
1	Indianapolis Cathedral	2010
1	Providence	2013 (A)
1	South Bend Adams	1994
1	Tri-West Hendricks	2014 (A)
1	Warsaw	2012 (2A)
1	Washington	1998
1	Zionsville	2008

## Most Championship Match Appearances

No.	School	Years
7	Fort Wayne Canterbury	1996, 1997, 1998, 2001, 2002, 2011 (A), 2012 (A)
7	North Central (Indianapolis)	1994, 1995, 1996, 2000, 2002, 2003, 2005
3	Carmel	1997, 2005, 2006
3	Evansville Memorial	2007, 2008, 2016 (2A)
2	Castle	1999, 2000
2	Chesterton	2007, 2016 (2A)
2	Columbus North	2011 (2A), 2012 (2A)
2	Crown Point	2011 (2A), 2013 (2A)
2	Guerin Catholic	2013 (A), 2014 (A)
2	Mishawaka Marian	2015 (A), 2016 (A)
2	Providence	2013 (A), 2016 (A)
2	Zionsville	2008, 2009
1	Avon	2013 (2A)
1	Brebeuf Jesuit	2014 (2A)
1	Brownsburg	2001
1	Center Grove	2015 (2A)
1	Covenant Christian (Indianapolis)	2012 (A)
1	East Central	2004
1	Elkhart Central	2006
1	Evansville Mater Dei	2011 (A)
1	Fort Wayne Bishop Luers	1995
1	Goshen	2014 (2A)
1	Harrison (West Lafayette)	2015 (2A)
1	Homestead	2009
1	Indianapolis Cardinal Ritter	2015 (A)
1	Indianapolis Cathedral	2010
1	Lake Central	2010
1	Penn	1999
1	South Bend St. Joseph's	2003
1	South Bend Adams	1994
1	Tri-West Hendricks	2014 (A)
1	Valparaiso	2004
1	Warsaw	2012 (2A)
1	Washington	1998

## Most State Championships by a Coach

No.	Coach	Champion	Year
5	Little, Jerry	North Central (Indianapolis)	1994, 1995, 1996, 2002, 2005
5	Mauch, Greg	Fort Wayne Canterbury	1997, 1998, 2001, 2011 (A), 2012 (A)
2	Cech, John	Guerin Catholic	2013 (A), 2014 (A)
2	Vieth, Bill	Evansville Memorial	2007, 2008
1	Bauman, Tony	Penn	1999
1	Bazin, Mike	Crown Point	2013 (2A)
1	Birany, Bashir	Zionsville	2009
1	Deidrich, Doug	Castle	2000
1	Glover, Andy	Columbus North	2012 (2A)
1	Householter, Ben	Mishawaka Marian	2015 (A)
1	Jeftich, Danny	Valparaiso	2004
1	Kapsalis, Dan	Carmel	2006
1	Krempec, LeRoy	South Bend St. Joseph's	2003
1	McLaughlin, Jameson	Center Grove	2015 (2A)
1	Mounsitiraj, Viratham	Goshen	2014 (2A)
1	Rainwater, Jereme	Lake Central	2010
1	Rosenbaum, J.R.	Crown Point	2011 (2A)

## State Finals Appearances by Team (Alphabetical)

**Most Consecutive State Finals Appearances:** 4 by Washington (1995-98); 4 by Evansville Memorial (2005-08).

No.	School	Years
1	Avon	2013 (2A)
1	Brebeuf Jesuit	2014 (2A)
1	Brownsburg	2001
3	Carmel	1997, 2005, 2006
2	Carroll (Fort Wayne)	1994, 2003
2	Castle	1999, 2000
1	Center Grove	2015 (2A)
2	Chesterton	2007, 2016 (2A)
4	Columbus North	2001, 2009, 2011 (2A), 2012 (2A)
1	Covenant Christian (Indianapolis)	2012 (A)
2	Crown Point	2011 (2A), 2013 (2A)
1	East Central	2004
2	Elkhart Central	1995, 2006
1	Evansville Mater Dei	2011 (A)
8	Evansville Memorial	1994, 2002, 2005, 2006, 2007, 2008, 2010, 2016 (2A)
1	Fort Wayne Bishop Luers	1995
10	Fort Wayne Canterbury	1996, 1997, 1998, 2000, 2001, 2002, 2004, 2006, 2011 (A), 2012 (A)
2	Goshen	2007, 2014 (2A)
2	Guerin Catholic	2013 (A), 2014 (A)
1	Harrison (West Lafayette)	2015 (2A)
3	Homestead	1999, 2008, 2009
1	Indianapolis Cardinal Ritter	2015 (A)
2	Indianapolis Cathedral	2004, 2010
3	Lake Central	2005, 2009, 2010
2	Merrillville	2001, 2002
3	Mishawaka Marian	2008, 2015 (A), 2016 (A)
1	Noblesville	1999
8	North Central (Indianapolis)	1994, 1995, 1996, 2000, 2002, 2003, 2005, 2007
1	Penn	1999
1	Pike	1998
1	Portage	2000
2	Providence	2013 (A), 2016 (A)
1	South Bend Adams	1994
2	South Bend St. Joseph's	1996, 2003
1	Tri-West Hendricks	2014 (A)
3	Valparaiso	1997, 1998, 2004
2	Warsaw	2010, 2012 (2A)
5	Washington	1995, 1996, 1997, 1998, 2003
2	Zionsville	2008, 2009

## State Finals Appearances by Team (Numerical)

No.	School	Years
10	Fort Wayne Canterbury	1996, 1997, 1998, 2000, 2001, 2002, 2004, 2006, 2011 (A), 2012 (A)
8	Evansville Memorial	1994, 2002, 2005, 2006, 2007, 2008, 2010, 2016 (2A)
8	North Central (Indianapolis)	1994, 1995, 1996, 2000, 2002, 2003, 2005, 2007
5	Washington	1995, 1996, 1997, 1998, 2003
4	Columbus North	2001, 2009, 2011 (2A), 2012 (2A)
3	Carmel	1997, 2005, 2006
3	Homestead	1999, 2008, 2009
3	Lake Central	2005, 2009, 2010
3	Mishawaka Marian	2008, 2015 (A), 2016 (A)
3	Valparaiso	1997, 1998, 2004
2	Carroll (Fort Wayne)	1994, 2003
2	Castle	1999, 2000
2	Chesterton	2007, 2016 (2A)
2	Crown Point	2011 (2A), 2013 (2A)
2	Elkhart Central	1995, 2006
2	Goshen	2007, 2014 (2A)
2	Guerin Catholic	2013 (A), 2014 (A)
2	Indianapolis Cathedral	2004, 2010
2	Merrillville	2001, 2002
2	Providence	2013 (A), 2016 (A)
2	South Bend St. Joseph's	1996, 2003
2	Warsaw	2010, 2012 (2A)
2	Zionsville	2008, 2009
1	Avon	2013 (2A)
1	Brebeuf Jesuit	2014 (2A)
1	Brownsburg	2001
1	Center Grove	2015 (2A)
1	Covenant Christian (Indianapolis)	2012 (A)
1	East Central	2004
1	Evansville Mater Dei	2011 (A)
1	Fort Wayne Bishop Luers	1995
1	Harrison (West Lafayette)	2015 (2A)
1	Indianapolis Cardinal Ritter	2015 (A)
1	Noblesville	1999
1	Penn	1999
1	Pike	1998
1	Portage	2000
1	South Bend Adams	1994
1	Tri-West Hendricks	2014 (A)

## State Championship Match Team Records

### Most Goals in a Half

**2A:** 2 by Center Grove vs. Harrison (West Lafayette) (1st half), 2015; 2 by Center Grove vs. Harrison (West Lafayette) (2nd half), 2015.

**A:** 4 by Fort Wayne Canterbury vs. Covenant Christian (Indianapolis) (1st half), 2012.

**Single Class:** 4 by North Central (Indianapolis) vs. Fort Wayne Canterbury (2nd half), 1996.

### Most Combined Goals in a Half

**2A:** 2 by Crown Point (1) and Avon (1) (1st half), 2013; 2 by Center Grove (2) and Harrison (West Lafayette) (1st half), 2015; 2 by Center Grove (2) and Harrison (West Lafayette) (2nd half), 2015.

**A:** 4 by Fort Wayne Canterbury (4) and Covenant Christian (Indianapolis) (0) (1st half), 2012.

**Single Class:** 5 by North Central (Indianapolis) (4) and Fort Wayne Canterbury (1) (2nd half), 1996.

### Most Goals

**2A:** 4 by Center Grove vs. Harrison (West Lafayette), 2015.

**A:** 5 by Fort Wayne Canterbury vs. Covenant Christian (Indianapolis), 2012.

**Single Class:** 6 by North Central (Indianapolis) vs. Fort Wayne Canterbury, 1996.

### Most Combined Goals

**2A:** 4 by Crown Point (3) and Avon (1), 2013; 4 by Center Grove (4) and Harrison (West Lafayette) (0), 2015.

**A:** 5 by Fort Wayne Canterbury (5) and Covenant Christian (Indianapolis) (0), 2012.

**Single Class:** 7 by North Central (Indianapolis) (6) and Fort Wayne Canterbury (1), 1996.

### Most Assists in a Half

**2A:** 2 by Center Grove vs. Harrison (West Lafayette) (2nd half), 2015.

**A:** 4 by Fort Wayne Canterbury vs. Covenant Christian (Indianapolis) (1st half), 2012.

**Single Class:** 2 by Penn vs. Castle (1st half), 1999; 2 by Valparaiso vs. East Central (1st half), 2004; 2 by Carmel vs. Elkhart Central (2nd half), 2006; 2 by Zionsville vs. Homestead (1st half), 2009.

### Most Combined Assists in a Half

**2A:** 2 by Center Grove (2) and Harrison (West Lafayette) (0) (2nd half), 2015.

**A:** 4 by Fort Wayne Canterbury (4) and Covenant Christian (Indianapolis) (0) (1st half), 2012.

**Single Class:** 3 by Carmel (2) and Elkhart Central (1) (2nd half), 2006; 3 by Zionsville (2) and Homestead (1) (1st half), 2009.

### Most Assists

**2A:** 2 by Center Grove vs. Harrison (West Lafayette), 2015.

**A:** 4 by Fort Wayne Canterbury vs. Covenant Christian (Indianapolis), 2012.

**Single Class:** 3 by Valparaiso vs. East Central, 2004.

### Most Combined Assists

**2A:** 2 by Center Grove (2) and Harrison (West Lafayette) (0), 2015.

**A:** 4 by Fort Wayne Canterbury (4) and Covenant Christian (Indianapolis) (0), 2012.

**Single Class:** 3 by North Central (Indianapolis) (2) and Fort Wayne Canterbury (1), 1996; 3 by Fort Wayne Canterbury (2) and Carmel (1), 1997; 3 by South Bend St. Joseph's (2) and North Central (Indianapolis) (1), 2003; 3 by Valparaiso (3) and East Central (0), 2004; 3 by Carmel (2) and Elkhart Central (1), 2006; 3 by Zionsville (2) and Homestead (1), 2009.

### Most Shots (Since 2000)

**2A:** 21 by Columbus North vs. Crown Point, 2011.

**A:** 28 by Guerin Catholic vs. Providence, 2013.

**Single Class:** 24 by North Central (Indianapolis) vs. South Bend St. Joseph's, 2003; 24 by Evansville Memorial vs. Chesterton, 2007.

### Most Combined Shots (Since 2000)

**2A:** 32 by Columbus North (21) and Crown Point (11), 2011.

**A:** 34 by Fort Wayne Canterbury (25) and Covenant Christian (Indianapolis) (9), 2012.

**Single Class:** 37 by North Central (Indianapolis) (24) and South Bend St. Joseph's (13), 2003.

### Most Shots on Goal

**2A:** 8 by Center Grove vs. Harrison (West Lafayette), 2015.

**A:** 15 by Fort Wayne Canterbury vs. Evansville Mater Dei, 2011.

**Single Class:** 25 by North Central (Indianapolis) vs. South Bend Adams, 1994.

### Most Combined Shots on Goal

**2A:** 14 by Avon (8) and Crown Point (6), 2013; 14 by Center Grove (8) and Harrison (West Lafayette) (6), 2015.

**A:** 17 by Fort Wayne Canterbury (15) and Evansville Mater Dei (2), 2011; 17 by Fort Wayne Canterbury (13) and Covenant Christian (Indianapolis) (4), 2012.

**Single Class:** 32 by North Central (Indianapolis) (25) and South Bend Adams (7), 1994.

### Most Saves

**2A:** 8 by Center Grove vs. Harrison (West Lafayette), 2015.

**A:** 13 by Providence vs. Guerin Catholic, 2013.

**Single Class:** 11 by South Bend Adams vs. North Central (Indianapolis), 1994; 11 by Fort Wayne Bishop Luers vs. North Central (Indianapolis), 1995.

### Most Combined Saves

**2A:** 12 by Crown Point (7) and Columbus North (5), 2011.

**A:** 14 by Evansville Mater Dei (12) and Fort Wayne Canterbury (2), 2011.

**Single Class:** 19 by Fort Wayne Bishop Luers (11) and North Central (Indianapolis) (8), 1995.

### Largest Margin of Victory

**2A:** 4 by Center Grove (4) vs. Harrison (West Lafayette) (0), 2015.

**A:** 5 by Fort Wayne Canterbury (5) vs. Covenant Christian (Indianapolis) (0), 2012.

**Single Class:** 5 by North Central (Indianapolis) (6) vs. Fort Wayne Canterbury (1), 1996.

### Fewest Shots Allowed (Since 2000)

**2A:** 9 by Brebeuf Jesuit vs. Goshen, 2014.

**A:** 0 by Guerin Catholic vs. Providence, 2013.

**Single Class:** 5 by Evansville Memorial vs. Chesterton, 2007.

### Fewest Shots on Goal Allowed

**2A:** 4 by Warsaw vs. Columbus North, 2012.

**A:** 0 by Guerin Catholic vs. Providence, 2013.

**Single Class:** 1 by Fort Wayne Canterbury vs. Carmel, 1997; 1 by Fort Wayne Canterbury vs. Washington, 1998; 1 by Fort Wayne Canterbury vs. Brownsburg, 2001.

## State Championship Match Individual Records

### Most Goals in a Half

**2A:** 1 by several players.

**A:** 2 by Britt Watts, Fort Wayne Canterbury vs. Evansville Mater Dei (2nd half), 2011.

**Single Class:** 2 by Kei Tennyson, North Central (Indianapolis) vs. Fort Wayne Canterbury (2nd half), 1996.

### Most Goals

**2A:** 1 by several players.

**A:** 2 by Britt Watts, Fort Wayne Canterbury vs. Evansville Mater Dei, 2011; 2 by Luke Bestard, Guerin Catholic vs. Tri-West Hendricks, 2014.

**Single Class:** 3 by Kei Tennyson, North Central (Indianapolis) vs. Fort Wayne Canterbury, 1996.

### Most Assists in a Half

**2A:** 2 by Kyle Parry, Center Grove vs. Harrison (West Lafayette) (2nd half), 2015.

**A:** 2 by Britt Watts, Fort Wayne Canterbury vs. Covenant Christian (Indianapolis) (1st half), 2012.

**Single Class:** 2 by Ryan Marques, Penn vs. Castle (1st half), 1999; 2 by Aaron Henkle, Carmel vs. Elkhart Central, 2006.

### Most Assists

**2A:** 2 by Kyle Parry, Center Grove vs. Harrison (West Lafayette), 2015.

**A:** 2 by Britt Watts, Fort Wayne Canterbury vs. Covenant Christian (Indianapolis), 2012.

**Single Class:** 2 by Ryan Marques, Penn vs. Castle, 1999; 2 by Scott Wolff, Valparaiso vs. East Central, 2004; 2 by Aaron Henkle, Carmel vs. Elkhart Central, 2006.

### Most Shots (Since 2000)

**2A:** 7 by Brad Shaw, Columbus North vs. Crown Point, 2011.

**A:** 10 by Britt Watts, Fort Wayne Canterbury vs. Covenant Christian (Indianapolis), 2012.

**Single Class:** 8 by Javier Castillo, Fort Wayne Canterbury vs. Brownsburg, 2001.

### Most Shots on Goal

**2A:** 3 by Nathan Kaplan, Columbus North vs. Crown Point, 2011; 3 by Isaac Huerta, Goshen vs. Brebeuf Jesuit, 2014; 3 by Nathan Campbell, Harrison (West Lafayette) vs. Center Grove, 2015; 3 by Jakub Hall, Harrison (West Lafayette) vs. Center Grove, 2015.

**A:** 5 by Britt Watts, Fort Wayne Canterbury vs. Evansville Mater Dei, 2011.

**Single Class:** 7 by Kei Tennyson, North Central (Indianapolis) vs. South Bend Adams, 1994; 7 by Kei Tennyson, North Central (Indianapolis) vs. Fort Wayne Bishop Luers, 1995.

### Most Saves

**2A:** 7 by Christian Lomeli, Crown Point vs. Columbus North, 2011; 7 by Logan Wade, Center Grove vs. Harrison (West Lafayette), 2015.

**A:** 13 by Jeff Wiles, Providence vs. Guerin Catholic, 2013.

**Single Class:** 11 by Armando Femia, South Bend Adams vs. North Central (Indianapolis), 1994; 11 by Kevin Erb, Fort Wayne Bishop Luers vs. North Central (Indianapolis), 1995.

### Fastest Goal

**2A:** 6:21 by Hayden Gorall, Center Grove vs. Harrison (West Lafayette), 2015.

**A:** 7:28 by Jacob Fritz, Fort Wayne Canterbury vs. Covenant Christian (Indianapolis), 2012.

**Single Class:** 4:38 by Matt Fundenberger, North Central (Indianapolis) vs. Fort Wayne Canterbury, 1996.

### Fastest Goal in Second Half

**2A:** 48:00 by Conrad Bomber, Center Grove vs. Harrison (West Lafayette), 2015.

**A:** 51:17 by Adam Antalis, Fort Wayne Canterbury vs. Evansville Mater Dei, 2011.

**Single Class:** 40:21 by Daniel Moore, Carmel vs. Elkhart Central, 2006.

### Fastest Goal in Overtime

**2A:** 82:24 by Nate Brower, Crown Point vs. Avon, 2013.

**A:** None.

**Single Class:** None.

### Latest Goal Scored

**2A:** 85:39 by Brad Kurtz, Crown Point vs. Avon, 2013.

**A:** 75:16 by Jordan Morris, Mishawaka Marian vs. Indianapolis Cardinal Ritter, 2015.

**Single Class:** 79:36 by Steve Shively, North Central (Indianapolis) vs. Carmel, 2005.

### Attendance

**Current Four State Championship Matches:** 5,290 in 2013.

**Single Class:** 6,981 in 2000 (all boys and girls matches, six total).



# IHSAA Girls Soccer State Championship Records Book

<b>State Championship Results</b>	<b>2</b>
<b>Miscellaneous Records</b>	<b>3</b>
<b>State Finals Appearances by Team</b>	<b>4-5</b>
<b>State Championship Match Team Records</b>	<b>6</b>
<b>State Championship Match Individual Records</b>	<b>7</b>



## State Championship Results

Year	Class	Champion	Coach	Rec	Runner-Up	Coach	Rec	Score
<b>Kuntz Memorial Stadium, Indianapolis</b>								
1994-95		Carmel	Frank Dixon	22-0-1	South Bend St. Joseph's	Johan Kuitse	17-1-4	1-0
1995-96		Carmel	Frank Dixon	22-0-1	Evansville Memorial	Joe Lattner	19-3-1	2-1
1996-97		Evansville Memorial	Joe Lattner	19-3-0	Carmel	Frank Dixon	19-1-2	1-0
1997-98		Carmel	Frank Dixon	22-0-1	Center Grove	Dan McLaughlin	22-3	3-0
1998-99		South Bend St. Joseph's	Johan Kuitse	18-4-1	Evansville Memorial	Joe Lattner	16-4-1	2-1
1999-00		North Central (Indianapolis)	Tony Jacklin	21-1-3	Andrean	John Marovich	19-5	2-1 (4-3 PK)
2000-01		Carmel	Frank Dixon	22-1-1	Chesterton	Kip Walton	22-2	5-0
2001-02		Carmel	Frank Dixon	23-0-1	Homestead	Patrick Teagarden	20-3-1	1-0
2002-03		Carmel	Frank Dixon	25-0	Bloomington South	Matt Wilhoit	18-5-2	4-0
2003-04		Carmel	Frank Dixon	22-2	South Bend St. Joseph's	Johan Kuitse	18-4-3	3-0
2004-05		Carmel	Frank Dixon	21-2-1	Fort Wayne Snider	Tony Cardenas	16-5-3	2-0
2005-06		Fort Wayne Bishop Dwenger	Jason Wisniewski	21-3-1	Zionsville	John Kluba	17-4-2	2-1 (3-1 PK)
2006-07		Fort Wayne Bishop Dwenger	Jason Wisniewski	23-0-2	North Central (Indianapolis)	Jimmy Carson	20-3-2	2-1
2007-08		Indianapolis Cathedral	Marc Behringer	16-3-4	Penn	Mike Luber	21-3	4-2
2008-09		Evansville Memorial	Angie Lensing	22-2	Fort Wayne Snider	Jim LaBorde	16-6-2	2-0
2009-10		Indianapolis Cathedral	Marc Behringer	19-4-2	Fort Wayne Snider	Jim LaBorde	17-4-3	2-0
2010-11		South Bend St. Joseph's	Johan Kuitse	22-1-1	Columbus North	Mike Spock	17-6-2	1-0
2011-12	2A	Carmel	Frank Dixon	22-0-1	Hamilton Southeastern	Greg Davidson	20-1-2	1-0
	A	Providence	Dave Smith	21-0-2	Mishawaka Marian	Djamel Charmat	18-3-1	1-0 (3-1 PK)
<b>Michael A. Carroll Stadium, IUPUI, Indianapolis</b>								
2012-13	2A	Evansville Memorial	Angie Lensing	21-3	South Bend St. Joseph	Johan Kuitse	21-3	3-1
	A	Mishawaka Marian	Djamel Charmat	18-4-2	Providence	Dave Smith	14-5-3	2-0
2013-14	2A	Avon	Eric Nance	18-2-3	Fishers	Ben Beasley	16-3-3	1-0 (OT)
	A	West Lafayette	Aaron Blessing	15-7	Gibson Southern	Steve Jenkins	16-4-2	2-0
2014-15	2A	Fishers	Ben Beasley	15-1-6	Carmel	Frank Dixon	18-1-3	1-0
	A	Fort Wayne Canterbury	Jennie Crandal	14-6-1	Evansville Mater Dei	Rob Schoenstein	17-5-2	1-0
2015-16	2A	Brebeuf Jesuit	Angela Berry White	22-2-1	Penn	Jeff Hart	21-1-2	2-1
	A	Fort Wayne Canterbury	Jennie Crandal	17-4-1	Evansville Mater Dei	Allison Garrard	18-4-2	3-2

## Most State Championships

No.	School	Years
9	Carmel	1994, 1995, 1997, 2000, 2001, 2002, 2003, 2004, 2011 (2A)
3	Evansville Memorial	1996, 2008, 2012 (2A)
2	Fort Wayne Bishop Dwenger	2005, 2006
2	Fort Wayne Canterbury	2014 (A), 2015 (A)
2	Indianapolis Cathedral	2007, 2009
2	South Bend St. Joseph's	1998, 2010
1	Avon	2013 (2A)
1	Brebeuf Jesuit	2015 (2A)
1	Fishers	2014 (2A)
1	Mishawaka Marian	2012 (A)
1	North Central (Indianapolis)	1999
1	Providence	2011 (A)
1	West Lafayette	2013 (A)

## Most Runner-Up Finishes

No.	School	Years
3	Fort Wayne Snider	2004, 2008, 2009
2	Carmel	1996, 2014 (2A)
2	Evansville Mater Dei	2014 (A), 2015 (A)
2	Evansville Memorial	1995, 1998
2	Penn	2007, 2015 (2A)
2	South Bend St. Joseph's	1994, 2003
1	Andrean	1999
1	Bloomington South	2002
1	Center Grove	1997
1	Chesterton	2000
1	Columbus North	2010
1	Fishers	2013 (2A)
1	Gibson Southern	2013 (A)
1	Hamilton Southeastern	2011 (2A)
1	Homestead	2001
1	Mishawaka Marian	2011 (A)
1	North Central (Indianapolis)	2006
1	Providence	2012 (A)
1	South Bend St. Joseph	2012 (2A)
1	Zionsville	2005

## Most Championship Match Appearances

No.	School	Years
11	Carmel	1994, 1995, 1996, 1997, 2000, 2001, 2002, 2003, 2004, 2011 (2A), 2014 (2A)
5	Evansville Memorial	1995, 1996, 1998, 2008, 2012 (2A)
5	South Bend St. Joseph	1994, 1998, 2003, 2010, 2012 (2A)
3	Fort Wayne Snider	2004, 2008, 2009
3	Penn	2007, 2015 (2A), 2016 (2A)
2	Andrean	1999, 2016 (A)
2	Brebeuf Jesuit	2015 (2A), 2016 (2A)
2	Evansville Mater Dei	2014 (A), 2015 (A)
2	Fishers	2013 (2A), 2014 (2A)
2	Fort Wayne Bishop Dwenger	2005, 2006
2	Fort Wayne Canterbury	2014 (A), 2015 (A)
2	Indianapolis Cathedral	2007, 2009
2	Mishawaka Marian	2011 (A), 2012 (A)
2	North Central (Indianapolis)	1999, 2006
2	Providence	2011 (A), 2012 (A)
1	Avon	2013 (2A)
1	Bloomington South	2002
1	Center Grove	1997
1	Chesterton	2000
1	Columbus North	2010
1	Gibson Southern	2013 (A)
1	Hamilton Southeastern	2011 (2A)
1	Homestead	2001
1	Lawrenceburg	2016 (A)
1	West Lafayette	2013 (A)
1	Zionsville	2005

## Most State Championships by a Coach

No.	Coach	Champion	Year
9	Dixon, Frank	Carmel	1994, 1995, 1997, 2000, 2001, 2002, 2003, 2004, 2011 (2A)
2	Behringer, Marc	Indianapolis Cathedral	2007, 2009
2	Crandal, Jennie	Fort Wayne Canterbury	2014 (A), 2015 (A)
2	Kuitse, Johan	South Bend St. Joseph's	1998, 2010
2	Lensing, Angie	Evansville Memorial	2008, 2012 (2A)
2	Wisniewski, Jason	Fort Wayne Bishop Dwenger	2005, 2006
1	Beasley, Ben	Fishers	2014 (2A)
1	Blessing, Aaron	West Lafayette	2013 (A)
1	Charmet, Djamel	Mishawaka Marian	2012 (A)
1	Jacklin, Tony	North Central (Indianapolis)	1999
1	Lattner, Joe	Evansville Memorial	1996
1	Nance, Eric	Avon	2013 (2A)
1	Smith, Dave	Providence	2011 (A)
1	White, Angela Berry	Brebeuf Jesuit	2015 (2A)

## State Finals Appearances by Team (Alphabetical)

**Most Consecutive State Finals Appearances:** 5 by Carmel (1994-98); 5 by Carmel (2000-04).

No.	School	Years
2	Andrean	1999, 2016 (A)
1	Avon	2013 (2A)
2	Bloomington South	2002, 2003
2	Brebeuf Jesuit	2015 (2A), 2016 (2A)
1	Brownsburg	1999
12	Carmel	1994, 1995, 1996, 1997, 1998, 2000, 2001, 2002, 2003, 2004, 2011 (2A), 2014 (2A)
2	Center Grove	1997, 2007
3	Chesterton	2000, 2001, 2002
1	Columbus North	2010
1	Concord	2004
1	Culver Academies	2008
2	Evansville Central	2004, 2005
2	Evansville Mater Dei	2014 (A), 2015 (A)
10	Evansville Memorial	1994, 1995, 1996, 1998, 2000, 2001, 2006, 2008, 2009, 2012 (2A)
2	Fishers	2013 (2A), 2014 (2A)
3	Fort Wayne Bishop Dwenger	2005, 2006, 2007
1	Fort Wayne Bishop Luers	1997
2	Fort Wayne Canterbury	2014 (A), 2015 (A)
1	Fort Wayne Northrop	1998
4	Fort Wayne Snider	2002, 2004, 2008, 2009
1	Franklin County	1999
1	Gibson Southern	2013 (A)
1	Guerin Catholic	2010
1	Hamilton Southeastern	2011 (2A)
3	Homestead	1996, 2001, 2003
4	Indianapolis Cathedral	1994, 2007, 2009, 2010
2	Lake Central	1997, 2005
1	Lawrenceburg	2016 (A)
2	Mishawaka Marian	2011 (A), 2012 (A)
2	Noblesville	2000, 2008
2	North Central (Indianapolis)	1999, 2006
4	Penn	1996, 2007, 2015 (2A), 2016 (2A)
1	Portage	2006
2	Providence	2011 (A), 2012 (A)
7	South Bend St. Joseph	1994, 1995, 1998, 2003, 2009, 2010, 2012 (2A)
1	West Lafayette	2013 (A)
2	Zionsville	1995, 2005

## State Finals Appearances by Team (Numerical)

No.	School	Years
12	Carmel	1994, 1995, 1996, 1997, 1998, 2000, 2001, 2002, 2003, 2004, 2011 (2A), 2014 (2A)
10	Evansville Memorial	1994, 1995, 1996, 1998, 2000, 2001, 2006, 2008, 2009, 2012 (2A)
7	South Bend St. Joseph	1994, 1995, 1998, 2003, 2009, 2010, 2012 (2A)
4	Fort Wayne Snider	2002, 2004, 2008, 2009
4	Indianapolis Cathedral	1994, 2007, 2009, 2010
4	Penn	1996, 2007, 2015 (2A), 2016 (2A)
3	Chesterton	2000, 2001, 2002
3	Fort Wayne Bishop Dwenger	2005, 2006, 2007
3	Homestead	1996, 2001, 2003
2	Andrean	1999, 2016 (A)
2	Bloomington South	2002, 2003
2	Brebeuf Jesuit	2015 (2A), 2016 (2A)
2	Center Grove	1997, 2007
2	Evansville Central	2004, 2005
2	Evansville Mater Dei	2014 (A), 2015 (A)
2	Fishers	2013 (2A), 2014 (2A)
2	Fort Wayne Canterbury	2014 (A), 2015 (A)
2	Lake Central	1997, 2005
2	Mishawaka Marian	2011 (A), 2012 (A)
2	Noblesville	2000, 2008
2	North Central (Indianapolis)	1999, 2006
2	Providence	2011 (A), 2012 (A)
2	Zionsville	1995, 2005
1	Avon	2013 (2A)
1	Brownsburg	1999
1	Columbus North	2010
1	Concord	2004
1	Culver Academies	2008
1	Fort Wayne Bishop Luers	1997
1	Fort Wayne Northrop	1998
1	Franklin County	1999
1	Gibson Southern	2013 (A)
1	Guerin Catholic	2010
1	Hamilton Southeastern	2011 (2A)
1	Lawrenceburg	2016 (A)
1	Portage	2006
1	West Lafayette	2013 (A)

## State Championship Match Team Records

### Most Goals in a Half

**2A:** 2 by Evansville Memorial vs. South Bend St. Joseph (1st half), 2012; 2 by Brebeuf Jesuit vs. Penn (2nd half), 2015.

**A:** 2 by Mishawaka Marian vs. Providence (1st half), 2012; 2 by West Lafayette vs. Gibson Southern (2nd half), 2013.

**Single Class:** 3 by Carmel vs. Chesterton (1st half), 2000; 3 by Carmel vs. Bloomington South (1st half), 2002; 3 by Indianapolis Cathedral vs. Penn (1st half), 2007.

### Most Combined Goals in a Half

**2A:** 2 by Evansville Memorial (2) and South Bend St. Joseph (0) (1st half), 2012; 2 by Evansville Memorial (1) and South Bend St. Joseph (1) (2nd half), 2012; 2 by Brebeuf Jesuit (2) and Penn (0) (2nd half), 2015.

**A:** 2 by Mishawaka Marian (2) and Providence (0) (2nd half), 2012; 2 by West Lafayette (2) and Gibson Southern (0) (2nd half), 2013; 2 by Fort Wayne Canterbury (1) and Evansville Mater Dei (1) (1st half), 2015; 2 by Fort Wayne Canterbury (1) and Evansville Mater Dei (1) (2nd half), 2015.

**Single Class:** 3 by Carmel (3) and Chesterton (0) (1st half), 2000; 3 by Carmel (3) and Bloomington South (0) (1st half), 2002; 3 by Indianapolis Cathedral (3) and Penn (0) (1st half), 2007; 3 by Penn (2) and Indianapolis Cathedral (1) (2nd half), 2007.

### Most Goals

**2A:** 3 by Evansville Memorial vs. South Bend St. Joseph, 2012.

**A:** 3 by Fort Wayne Canterbury vs. Evansville Mater Dei, 2015.

**Single Class:** 5 by Carmel vs. Chesterton, 2000.

### Most Combined Goals

**2A:** 4 by Evansville Memorial (3) and South Bend St. Joseph (1), 2012.

**A:** 5 by Fort Wayne Canterbury (3) and Evansville Mater Dei (2), 2015.

**Single Class:** 6 by Indianapolis Cathedral (4) and Penn (2), 2007.

### Most Assists in a Half

**2A:** 2 by Brebeuf Jesuit vs. Penn, 2015.

**A:** 1 by several.

**Single Class:** 3 by Carmel vs. Chesterton (1st half), 2000; 3 by Carmel vs. Bloomington South (1st half), 2002; 3 by Indianapolis Cathedral vs. Penn (1st half), 2007.

### Most Combined Assists in a Half

**2A:** 2 by Brebeuf Jesuit (2) and Penn (0) (2nd half), 2015.

**A:** 2 by Fort Wayne Canterbury (1) and Evansville Mater Dei (1) (1st half), 2015.

**Single Class:** 3 by Carmel (3) and Chesterton (0) (1st half), 2000; 3 by Carmel (3) and Bloomington South (0) (1st half), 2002; 3 by Indianapolis Cathedral (3) and Penn (0) (1st half), 2007.

### Most Assists

**2A:** 2 by Evansville Memorial vs. South Bend St. Joseph, 2012; 2 by Brebeuf Jesuit vs. Penn, 2015.

**A:** 3 by Fort Wayne Canterbury vs. Evansville Mater Dei, 2015.

**Single Class:** 6 by Carmel vs. Chesterton, 2000.

### Most Combined Assists

**2A:** 3 by Evansville Memorial (2) and South Bend St. Joseph (1), 2012.

**A:** 4 by Fort Wayne Canterbury (3) and Evansville Mater Dei (1), 2015.

**Single Class:** 6 by Carmel (6) and Chesterton (0), 2000.

### Most Shots (Since 2000)

**2A:** 21 by Evansville Memorial vs. South Bend St. Joseph, 2012.

**A:** 20 by Providence vs. Mishawaka Marian, 2011.

**Single Class:** 41 by Carmel vs. Chesterton, 2000.

### Most Combined Shots (Since 2000)

**2A:** 33 by Evansville Memorial (21) and South Bend St. Joseph (12), 2012.

**A:** 26 by Providence (20) and Mishawaka Marian (6), 2011.

**Single Class:** 42 by Carmel (41) and Chesterton (1), 2000.

### Most Shots on Goal

**2A:** 13 by Carmel vs. Hamilton Southeastern, 2011.

**A:** 11 by Evansville Mater Dei vs. Fort Wayne Canterbury, 2015.

**Single Class:** 24 by Carmel vs. Chesterton, 2000.

### Most Combined Shots on Goal

**2A:** 18 by Avon (11) and Fishers (7), 2013.

**A:** 21 by Evansville Mater Dei (11) and Fort Wayne Canterbury (10), 2015.

**Single Class:** 25 by Carmel (24) and Chesterton (1), 2000.

### Most Saves (Since 2001)

**2A:** 12 by Hamilton Southeastern vs. Carmel, 2011.

**A:** 9 by Fort Wayne Canterbury vs. Evansville Mater Dei, 2015.

**Single Class:** 13 by Bloomington South vs. Carmel, 2002.

### Most Combined Saves (Since 2001)

**2A:** 17 by Fishers (10) and Avon (7), 2013.

**A:** 16 by Fort Wayne Canterbury (9) and Evansville Mater Dei (7), 2015.

**Single Class:** 14 by Homestead (11) and Carmel (3), 2001; 14 by Bloomington South (13) and Carmel (1), 2002.

### Largest Margin of Victory

**2A:** 2 by Evansville Memorial (3) vs. South Bend St. Joseph (1), 2012.

**A:** 2 by Mishawaka Marian (2) and Providence (0), 2012; 2 by West Lafayette (2) and Gibson Southern (0), 2013.

**Single Class:** 5 by Carmel (5) and Chesterton (0), 2000.

### Fewest Shots Allowed (Since 2000)

**2A:** 4 by Carmel vs. Hamilton Southeastern, 2011.

**A:** 6 by Providence vs. Mishawaka Marian, 2011.

**Single Class:** 0 by Carmel vs. South Bend St. Joseph's, 2003.

### Fewest Shots on Goal Allowed

**2A:** 1 by Carmel vs. Hamilton Southeastern, 2011.

**A:** 3 by Providence vs. Mishawaka Marian, 2011; 3 by West Lafayette vs. Gibson Southern, 2013.

**Single Class:** 0 by Carmel vs. South Bend St. Joseph's, 2003.

## State Championship Match Individual Records

### Most Goals in a Half

**2A:** 1 by several.

**A:** 2 by Shelby Mann, West Lafayette vs. Gibson Southern, 2013.

**Single Class:** 2 by Anne Sommer, Carmel vs. Bloomington South (1st half), 2002; 2 by Missy Gordon, Carmel vs. Fort Wayne Snider (1st half), 2004.

### Most Goals

**2A:** 1 by several.

**A:** 2 by Shelby Mann, West Lafayette vs. Gibson Southern, 2013; 2 by Abby Bergeron, Fort Wayne Canterbury vs. Evansville Mater Dei, 2015.

**Single Class:** 2 by Alison Brown, Carmel vs. Chesterton, 2000; 2 by Anne Sommer, Carmel vs. Bloomington South, 2002; 2 by Missy Gordon, Carmel vs. Fort Wayne Snider, 2004.

### Most Assists in a Half

**2A:** 2 by Alia Martin, Brebeuf Jesuit vs. Penn (2nd half), 2015.

**A:** 1 by several.

**Single Class:** 2 by Jennifer Collins, Indianapolis Cathedral vs. Penn, 2007.

### Most Assists

**2A:** 2 by Alia Martin, Brebeuf Jesuit vs. Penn, 2015.

**A:** 2 by Sydney Colby, Fort Wayne Canterbury vs. Evansville Mater Dei, 2015.

**Single Class:** 2 by Kara Bryan, Carmel vs. Evansville Memorial, 1995; 2 by Keeley Dowling, Carmel vs. Chesterton, 2000; 2 by Jennifer Collins, Indianapolis Cathedral vs. Penn, 2007; 2 by Anna Ventimiglia, Indianapolis Cathedral vs. Fort Wayne Snider, 2009.

### Most Shots (Since 2000)

**2A:** 8 by Tori Doss, Carmel vs. Hamilton Southeastern, 2011.

**A:** 8 by Sydney Colby, Fort Wayne Canterbury vs. Evansville Mater Dei, 2014.

**Single Class:** 10 by Keeley Dowling, Carmel vs. Chesterton, 2000.

### Most Shots on Goal

**2A:** 6 by Tori Doss, Carmel vs. Hamilton Southeastern, 2011; 6 by Cassidy Blacha, Avon vs. Fishers, 2013.

**A:** 5 by Sydney Colby, Fort Wayne Canterbury vs. Evansville Mater Dei, 2015.

**Single Class:** 7 by Keeley Dowling, Carmel vs. Chesterton, 2000.

### Most Saves

**2A:** 11 by Stacey DePriest, Hamilton Southeastern vs. Carmel, 2011.

**A:** 9 by Alexa Habig, Fort Wayne Canterbury vs. Evansville Mater Dei, 2015.

**Single Class:** 10 by Kelly DeArmond, Homestead vs. Carmel, 2001.

### Fastest Goal

**2A:** 1:01 by Kristina Lynch, Penn vs. Brebeuf Jesuit, 2015.

**A:** 5:34 by Abby Schoenstein, Evansville Mater Dei vs. Fort Wayne Canterbury, 2015.

**Single Class:** 1:45 by Jordan Pawlik, Fort Wayne Bishop Dwenger vs. North Central (Indianapolis), 2006.

### Fastest Goal in Second Half

**2A:** 46:47 by Madison Turner, South Bend St. Joseph vs. Evansville Memorial, 2012.

**A:** 40:41 by Abby Bergeron, Fort Wayne Canterbury vs. Evansville Mater Dei, 2015.

**Single Class:** 41:06 by Mariah Whitaker, Indianapolis Cathedral vs. Penn, 2007.

### Fastest Goal in Overtime

**2A:** 85:32 by Avon vs. Fishers, 2013.

**A:** 83:48 by Fort Wayne Canterbury vs. Evansville Mater Dei, 2015.

**Single Class:** None.

### Latest Goal Scored in Regulation

**2A:** 73:54 by Audrey Heile, Brebeuf Jesuit vs. Penn, 2015.

**A:** 70:22 by Sydney Colby, Fort Wayne Canterbury vs. Evansville Mater Dei, 2014.

**Single Class:** 70:00 by Jasmine Whitaker, Indianapolis Cathedral vs. Fort Wayne Snider, 2009.

### Attendance

**Current Four State Championship Matches:** 5,290 in 2013.

**Single Class:** 6,981 in 2000 (all boys and girls matches, six total).