

IHSAA News Release



Indiana High School Athletic Association, Inc.

9150 N. Meridian Street, PO Box 40650, Indianapolis, Indiana 46240-0650
317-846-6601 • Fax: 317-575-4244 • IHSAA.org • IHSAAtv.org • @IHSAA1

TICKETS

\$15.00 per day. All seats general admission. Children age 5 and younger are admitted at no charge. Single day tickets may be purchased at participating schools. Contact schools for ticket distribution hours. *Purchase tickets in advance through a participating school and \$1.00 for every ticket sold will be reimbursed to that school.* Single day tickets may also be purchased on game day at the Lucas Oil Stadium Ticket Office located on the southeast side of the venue at street level nearest Capitol Avenue.

GATES OPEN

Gates open beginning at 11 am ET each day (one hour prior to kickoff).

TELEVISION & WEBSTREAM

The Class A, 2A, 3A, 4A and 5A games will air live on Fox Sports Indiana while Friday's 6A game broadcast will air on Fox Sports Indiana Plus, an alternate channel, due to overlap with the Indiana Pacers broadcast that evening. Check IHSAA.org this week for a list of specific channels by television provider. Each game also will be streamed at IHSAAtv.org.



FRIDAY BROADCAST ASSIGNMENTS

Class 2A

- Play-by-Play Will Haskett
- Color Analyst Jan Boser
- Sideline Reporter Jeremiah Johnson

Class 4A

- Play-by-Play Mark Jaynes
- Color Analyst Lance Scheib
- Sideline Reporter Jake Query

Class 6A

- Play-by-Play Greg Rakestraw
- Color Analyst Dick Dullaghan
- Sideline Reporter Jake Query

SATURDAY BROADCAST ASSIGNMENTS

Class A

- Play-by-Play Will Haskett
- Color Analyst Jan Boser
- Sideline Reporter Jeremiah Johnson

Class 3A

- Play-by-Play Greg Rakestraw
- Color Analyst Dick Dullaghan
- Sideline Reporter Jeremiah Johnson

Class 5A

- Play-by-Play Mark Jaynes
- Color Analyst Lance Scheib
- Sideline Reporter Pat Boylan

THE 46TH ANNUAL IHSAA FOOTBALL STATE FINALS



presented by the Indianapolis Colts

November 23-24, 2018

Lucas Oil Stadium, Indianapolis, Ind.

CLASS 2A

EASTBROOK (13-1) vs. WESTERN BOONE (14-0)

FRIDAY, NOV. 23, 2018 • 12 PM ET • LUCAS OIL STADIUM • FOX SPORTS INDIANA



EASTBROOK PANTHERS
Head Coach: Jeff Adamson
Record at Eastbrook: 268-85 (30th Year)
Overall: 268-85 (30th Year)

WESTERN BOONE STARS
Head Coach: Justin Pelley
Record at WeBo: 52-19 (6th Year)
Overall: 52-19 (6th Year)

CLASS 4A

FORT WAYNE BISHOP DWENGER (13-1) vs. EVANSVILLE CENTRAL (13-1)

FRIDAY, NOV. 23, 2018 • 3:30 PM ET • LUCAS OIL STADIUM • FOX SPORTS INDIANA



BISHOP DWENGER SAINTS
Head Coach: Jason Garrett
Record at Dwenger: 13-1 (1st Year)
Overall: 13-1 (1st Year)

CENTRAL BEARS
Head Coach: Troy Burgess
Record at Central: 13-1 (1st Year)
Overall: 108-75 (17th Year)

CLASS 6A

CARMEL (11-2) vs. WARREN CENTRAL (13-0)

FRIDAY, NOV. 23, 2018 • 7 PM ET • LUCAS OIL STADIUM • FOX SPORTS INDIANA PLUS



CARMEL GREYHOUNDS
Head Coach: John Hebert
Record at Carmel: 39-14 (4th Year)
Overall: 39-14 (4th Year)

WARREN CENTRAL WARRIORS
Head Coach: Jayson West
Record at Warren: 58-16 (6th Year)
Overall: 110-28 (11th Year)

CLASS A

PIONEER (14-0) vs. NORTH VERMILLION (13-1)

SATURDAY, NOV. 24, 2018 • 12 PM ET • LUCAS OIL STADIUM • FOX SPORTS INDIANA



PIONEER PANTHERS
Head Coach: Adam Berry
Record at Pioneer: 43-1 (3rd Year)
Overall: 43-1 (3rd Year)

NORTH VERMILLION FALCONS
Head Coach: Brian Crabtree
Record at North Vermillion: 77-12 (7th Year)
Overall: 112-51 (14th Year)

CLASS 3A

WEST LAFAYETTE (14-0) vs. EVANSVILLE MEMORIAL (14-0)

SATURDAY, NOV. 24, 2018 • 3:30 PM ET • LUCAS OIL STADIUM • FOX SPORTS INDIANA



WEST LAFAYETTE RED DEVILS
Head Coach: Shane Fry
Record at West Lafayette: 67-12 (6th Year)
Overall: 67-12 (6th Year)

REITZ MEMORIAL TIGERS
Head Coach: John Hurlley
Record at Memorial: 87-53 (11th Year)
Overall: 87-53 (11th Year)

CLASS 5A

NEW PALESTINE (13-0) vs. DECATUR CENTRAL (12-1)

SATURDAY, NOV. 24, 2018 • 7 PM ET • LUCAS OIL STADIUM • FOX SPORTS INDIANA



NEW PALESTINE DRAGONS
Head Coach: Kyle Ralph
Record at New Pal: 73-4 (6th Year)
Overall: 73-4 (6th Year)

DECATUR CENTRAL HAWKS
Head Coach: Kyle Enright
Record at DC: 29-6 (3rd Year)
Overall: 29-6 (3rd Year)

IHSAA CHAMPIONS RADIO NETWORK



The radio network affiliates listed below will carry one or more of the six state championship games. Check IHSAA.org this week for further details.

FRIDAY BROADCAST ASSIGNMENTS

Class 2A

- Play-by-Play Mark Jaynes
- Color Analyst Lance Scheib
- Sideline Reporter Mark Foerster

Class 4A

- Play-by-Play Greg Rakestraw
- Color Analyst Jan Boser
- Sideline Reporter Mark Foerster

Class 6A

- Play-by-Play John Herrick
- Color Analyst Jan Boser
- Sideline Reporter Matt Hicks

SATURDAY BROADCAST ASSIGNMENTS

Class A

- Play-by-Play Pat Boylan
- Color Analyst Joe Reitz
- Sideline Reporter Matt Hicks

Class 3A

- Play-by-Play Tony Donohue
- Color Analyst Lance Scheib
- Sideline Reporter John Herrick

Class 5A

- Play-by-Play Greg Rakestraw
- Color Analyst Dick Dullaghan
- Sideline Reporter Tony Donohue

License City, State	Call Letters	Frequency
Anderson	WHBU	1240 AM
Austin	WXKU	92.7 FM
Batesville	WRBI	103.9 FM
Baugh City	WYIR	96.9 FM
Bedford	WBIW	1340 AM
Bedford	WPHZ	102.5 FM
Bedford	WQRK	105.5 FM
Boonville	WBNL	1540 AM
Boonville	WBNL	99.9 FM
Brazil	WAMB	1130 AM
Brazil	WAMB	106.9 FM
Culver	WYMR	98.3 FM
Evansville	WREF	97.7 FM
Hammond	WJOB	1230 AM
Hammond	WJOB	104.7 FM
Hardinsburg	WKLO	96.9 FM
Indianapolis	WFNI	1070 AM
Indianapolis	WFNI	107.5 FM
Indianapolis	WIBC	93.1 FM
Jasper	WITZ	104.7 FM
Jasper	WQKZ	98.5 FM
Jeffersonville	WXVW	1450 AM
Knox	WKVI	99.3 FM
Michigan City	WEFM	95.9 FM
Muncie	WTFN	1340 AM
Muncie	WTFN	102.9 FM
New Castle	WLTJ	1550 AM
Paoli	WUME	95.3 FM
Plymouth	WTCA	106.1 FM
Plymouth	WTCA	1050 AM
Rensselaer	WLQI	97.7 FM
Rensselaer	WRIN	104.5 FM
Richmond	WKBV	1490 AM
Rockville	WAXI	104.9 FM
Salem	WSLM	1220 AM
Salem	WSLM	97.9 FM
Shelbyville	WSVX	1520 AM
Shelbyville	WSVX	96.5/106.3 FM
Sullivan	WNDI	95.3 FM
Terre Haute	WAMB	99.5 FM
Warsaw	WRSW	107.3 FM
Warsaw	WRSW	1480 AM

ASSOCIATED PRESS FINAL REGULAR SEASON POLL

Class 6A

1. Warren Central (17)	9-0	340
2. Brownsburg	9-0	294
3. Carmel	7-2	216
4. North Central (Indianapolis)	7-2	210
5. Lafayette Jefferson	8-1	200
6. Columbus North	8-1	152
7. Center Grove	6-3	128
8. Avon	7-2	108
9. Penn	7-2	88
10. Valparaiso	7-2	68

Others: Fort Wayne Snider 42, Southport 8, Ben Davis 4, Homestead 2, Lawrence North 2.

Class 5A

1. New Palestine (17)	9-0	340
2. Decatur Central	8-1	300
T3. Columbus East	7-2	228
T3. Michigan City	7-2	228
5. Whiteland Community	7-2	192
6. Martinsville	7-2	146
7. Zionsville	5-4	134
8. Bedford North Lawrence	7-2	124
9. Indianapolis Cathedral	4-5	94
10. Seymour	6-3	38

Others: McCutcheon 22, Castle 8, Bloomington South 4, Elkhart Central 4, Kokomo 4, Floyd Central 2, New Albany 2.

Class 4A

1. NorthWood (9)	9-0	298
2. Mishawaka (4)	8-1	272
3. East Central (3)	8-1	250
4. Marion (1)	9-0	240
5. Angola	9-0	188
T6. Fort Wayne Bishop Dwenger	8-1	146
T6. Mooresville	8-1	146
8. Evansville Central	8-1	92
9. Boonville	9-0	76
10. Northview	9-0	66

Others: Lowell 32, New Prairie 30, Pendleton Heights 12, Mississinewa 12, Evansville Reitz 8, Culver Academies 2.

Class 3A

1. Evansville Memorial (13)	9-0	328
2. West Lafayette (4)	9-0	308
3. Heritage Hills	9-0	252
4. Andean	8-1	210
5. Indianapolis Bishop Chatard	7-2	204
6. Brebeuf Jesuit	7-2	168
7. Brownstown Central	8-1	120
8. Gibson Southern	7-2	84
9. Greencastle	8-1	46
10. Fort Wayne Bishop Luers	5-4	32

Others: Vincennes Lincoln 30, Batesville 22, Guerin Catholic 18, Mishawaka Marian 14, Charlestown 10, Brown County 8, Fort Wayne Concordia Lutheran 6, Greensburg 4, Jimtown 2, Maconaquah 2, West Noble 2.

Class 2A

1. Western Boone (16)	9-0	338
2. Indianapolis Sccecina (1)	8-1	276
3. Whiting	9-0	232
4. Triton Central	8-1	196
5. Eastbrook	8-1	174
6. Tipton	8-1	162
7. Paoli	9-0	154
8. Shenandoah	8-1	136
9. Delphi	9-0	74
10. Southridge	6-3	48

Others: Bremen 30, Eastern (Greentown) 22, Evansville Mater Dei 20, Providence 8.

Class A

1. Pioneer (17)	9-0	340
2. Adams Central	9-0	298
3. Southwood	9-0	274
4. Churubusco	8-1	204
5. North Central (Farmersburg)	7-1	192
6. South Adams	7-2	112
7. North Vermillion	8-1	102
8. Sheridan	7-2	100
9. Covenant Christian (Indianapolis)	9-0	98
10. Indianapolis Lutheran	6-3	50

Others: Monroe Central 36, Parke Heritage 22, LaVille 18, Clinton Central 14, West Washington 4, Eastside 2, Hagerstown 2, Lafayette Central Catholic 2.

INDIANA FOOTBALL COACHES ASSOC. FINAL REGULAR SEASON POLL

Class 6A

1. Warren Central (10)	9-0	100
2. Brownsburg	9-0	90
3. Carmel	7-2	72
4. North Central (Indianapolis)	7-2	67
5. Columbus North	8-1	48
6. Penn	7-2	41
7. Avon	7-2	36
8. Lafayette Jefferson	8-1	31
9. Center Grove	6-3	28
10. Valparaiso	7-2	17

Others: Fort Wayne Snider 9, Warsaw 6, Noblesville 5.

Class 5A

1. New Palestine (10)	9-0	100
2. Decatur Central	8-1	86
3. Michigan City	7-2	77
4. Columbus East	7-2	63
5. Whiteland	7-2	55
6. Indianapolis Cathedral	4-5	52
7. Zionsville	5-4	45
8. Martinsville	7-2	32
9. Bedford North Lawrence	7-2	27
T10. Bloomington South	4-5	4
T10. McCutcheon	6-3	4

Others: Castle 3, Elkhart Central 2.

Class 4A

1. NorthWood (6)	9-0	84
2. Fort Wayne Bishop Dwenger	8-1	80
3. Angola	9-0	66
4. East Central (1)	8-1	65
5. Marion	9-0	62
6. Mishawaka (2)	8-1	61
7. Evansville Central	8-1	42
8. Mooresville	8-1	36
9. Mississinewa	8-1	18
10. Northview (1)	9-0	17

Others: Boonville 8, New Prairie 4, East Noble 2, Pendleton Heights 2, Culver Academies 1, Lowell 1, Mt. Vernon (Fortville) 1.

Class 3A

1. Evansville Memorial (8)	9-0	98
2. West Lafayette (1)	9-0	89
3. Indianapolis Bishop Chatard (1)	7-2	80
4. Andean	8-1	64
5. Brebeuf Jesuit	7-2	47
6. Heritage Hills	9-0	45
7. Brownstown Central	8-1	37
8. Gibson Southern	7-2	31
9. Fort Wayne Bishop Luers	5-4	17
10. Fort Wayne Concordia Lutheran	4-5	12

Others: Guerin Catholic 10, Blackford 5, Greencastle 4, Vincennes Lincoln 4, Jimtown 3, Batesville 2, Mishawaka Marian 1.

Class 2A

1. Western Boone (10)	9-0	100
2. Indianapolis Sccecina	8-1	85
3. Eastbrook	8-1	81
4. Triton Central	8-1	57
5. Shenandoah	8-1	56
6. Whiting	8-0	53
7. Tipton	8-1	42
8. Bremen	7-2	26
9. Southridge	6-3	15
10. Paoli	9-0	12

Others: Delphi 8, Providence 5, Eastern (Greentown) 4, Woodlan 4, Evansville Mater Dei 2.

Class A

1. Pioneer (10)	9-0	100
2. Adams Central	9-0	89
3. Southwood	9-0	68
4. North Central (Farmersburg)	7-1	64
5. Churubusco	8-1	62
6. North Vermillion	8-1	38
7. Indianapolis Lutheran	6-3	28
8. South Adams	7-2	22
T9. Monroe Central	7-2	21
T9. Sheridan	7-2	21

Others: Parke Heritage 12, Covenant Christian (Indianapolis) 11, LaVille 8, West Washington 4, Hagerstown 1, Traders Point Christian 1.

EVANSVILLE'S DAVE SENNING TO BE HONORED AS THIS YEAR'S OUTSTANDING OFFICIAL

Dave Senning of Evansville is the recipient of the 2018 Interscholastic Athletic Officials Association Award for excellence in the sport of football. Senning will be honored in a special ceremony at this weekend's state finals.

Each year, the Indiana High School Athletic Association, in cooperation with the National Federation of Interscholastic Officials Association, recognizes and honors an outstanding official in each sport during the school year.

During his career in football, Dave has officiated 33 sectionals, 29 regionals, 17 semi-states, and three (3) state finals.

Senning was selected for this honor by a committee representing the officials' associations.

In Indiana there are 24 associations made up of men and women who assist in providing wholesome, worthwhile, and healthy activities for the student athletes in our state. Statewide, there are more than 6,000 officials licensed by the IHSAA in 18 sports.

A licensed football referee for 33 years, Senning is a member of the Southern Indiana Officials Association, for whom he has served as the Football Chairperson, Association Board, and Vice President. In addition to officiating football, he is also a basketball official and has worked two (2) Girls Basketball State Finals. Dave has helped out by recruiting new football officials and being a mentor to the younger officials.

Dave Senning is a 1967 graduate of Evansville North High School, and studied Business at the University of Southern Indiana.



NEWS MEDIA INFORMATION

MEDIA CREDENTIALS: For news media outlets intending to cover the football state finals, please apply for credentials (with name of individual(s) applying) through IHSAA Sports Information Director Jason Wille at jwille@ihsaa.org. Requests MUST originate from a recognized business account; e-mails from personal accounts (ie: yahoo.com, gmail.com, etc.) will not be accepted. **The deadline for requests is 4 pm ET / 3 pm CT on Wednesday, Nov. 21.** Credentials will not be granted after that time. Please note that the football state finals require a specific credential. Any passes issued previously will not allow admission to this event. Approved requests will be available at media will-call located inside the northwest entrance to Lucas Oil Stadium nearest the corner of Missouri and South streets on game day. Credentials will not be mailed.

NO CHILDREN, PLEASE: With the exception of high school students representing their school's newspaper, yearbook, radio or television station, and who have a team participating, no young people or children will be issued media credentials or be allowed in the working media area.

MEDIA PARKING: There is no designated parking area for media for this event though there are numerous parking options within short walking distance of the stadium. For a map, visit lucasoilstadium.com.

MEDIA WILL-CALL/ENTRANCE: Approved credential requests will be available for pickup at media will-call at Lucas Oil Stadium on either game day. Media will-call will be located inside the northwest entrance to the stadium nearest the corner of Missouri and South streets. Credentials may be claimed both days beginning at 9:30 am ET. Please have identification available and be prepared to have bags and equipment checked by security officials. From that location, you may take the adjacent elevators to the press box or field level.

SEAT ASSIGNMENTS: Except where permanent lines have been installed for those that have ordered them, an open seating policy will be used in the press box. Specific booth/seating assignments for television, radio and internet broadcasters will be posted in the press box.

WIRELESS INTERNET: Wireless internet access is available in the Lucas Oil Stadium press box through the facility service provider Smart City for a fee of \$12.95 per 24 hours and payable by credit card.

BROADCAST PHONE LINES: Those requiring phone line installation in the press box should contact Lucas Oil Stadium directly at utilities@icclos.com. Once completed, you will also need to request media credentials using the procedure listed above.

HIGH-SPEED BROADBAND: For media seeking a higher-speed connection or alternative services at Lucas Oil Stadium, please make arrangements in advance by ordering online directly through Lucas Oil Stadium here: <https://orders.smartcitynetworks.com/Ordering.aspx>.

TEAM BENCH AREA: All credentialed media will have access to the field level. However, we solicit cooperation in keeping the sidelines as clean as possible during the games. The defined team bench area between the 30-yard lines is a restricted area for the teams only. Your cooperation is appreciated. During the games, all media personnel must observe the field markings and work behind the **white-painted** area that is approximately two yards wide around the perimeter of the field on the sides and in the end zones. Photographers may work from the end zone to the 30-yard-line at each end of the field from either sideline.

LIVE TELEVISION CUT-INS: Showing live game action is prohibited. Stand-up reports for newscasts are permitted from inside the stadium provided that no live action is shown.

POST-GAME GUIDELINES: Due to contractual obligations, the IHSAA network personnel will have priority in conducting interviews with coaches and players on the field immediately following each game. If time permits before the awards ceremony, additional interviews may be conducted with the assistance of IHSAA media stewards. No formal press conference is scheduled and all interviews will be conducted off the field following the awards ceremony and team photograph session. We solicit your continued cooperation with this policy. The post-game ceremonies order will be as follows:

- Mental Attitude Award presentation
- Runner-Up medals and trophy presentation
- Championship medals and trophy presentation
- Team Photographs by ChampionsIllustrated.com

HOSPITALITY: The IHSAA will provide a hospitality area with food and drinks on Friday and Saturday in the press box for all credentialed media personnel.

GAME DAY WEBSITE / TWITTER UPDATES: Scores will be updated throughout the game at IHSAA.org. Final box scores, play-by-play and recaps will be posted at the conclusion of each championship game. Also follow us on Twitter: [@IHSAA1](https://twitter.com/IHSAA1).



2018-19 IHSAA STATE CHAMPIONSHIPS

FALL SPORTS

- Sept. 28-29 **GIRLS GOLF**
Prairie View Golf Club, Carmel
Team: Evansville North
Individual: Jocelyn Bruch, Westfield
- Oct. 12-13 **BOYS TEAM TENNIS**
North Central HS, Indianapolis
Team: Carmel
- Oct. 13 **UNIFIED FLAG FOOTBALL**
Indiana Farm Bureau Football Center, Indianapolis
Team: Bedford North Lawrence
- Oct. 19-20 **BOYS SINGLES & DOUBLES**
Park Tudor HS, Indianapolis
Singles: Presley Thienenman, Carmel
Doubles: Eli Herran & Isaac Steiner, Leo
- Oct. 26-27 **BOYS & GIRLS SOCCER**
Carroll Stadium, IUPUI, Indianapolis
Class A Girls: Evansville Mater Dei
Class A Boys: Fort Wayne Canterbury
Class 2A Girls: Indianapolis Cathedral
Class 2A Boys: Hammond Bishop Noll
Class 3A Girls: Carmel
Class 3A Boys: Chesterton
- Oct. 27 **BOYS & GIRLS CROSS COUNTRY**
LaVern Gibson Course, Terre Haute
Girls Team: Carroll (Fort Wayne)
Girls Indiv: Emma Wilson, Greencastle
Boys Team: Carmel
Boys Indiv: Cole Hocker, Indpls Cathedral
- Nov. 3 **VOLLEYBALL**
@ Worthen Arena, Ball State Univ, Muncie
Class A: Barr-Reeve
Class 2A: North Judson-San Pierre
Class 3A: New Castle
Class 4A: Yorktown
- Nov. 23-24 **FOOTBALL**
Lucas Oil Stadium, Indianapolis

WINTER SPORTS

- Feb. 8-9 **GIRLS SWIMMING & DIVING**
IU Natatorium, IUPUI, Indianapolis
- Feb. 15-16 **WRESTLING**
Bankers Life Fieldhouse, Indianapolis
- Feb. 22-23 **BOYS SWIMMING & DIVING**
IU Natatorium, IUPUI, Indianapolis
- Feb. 23 **GIRLS BASKETBALL**
Bankers Life Fieldhouse, Indianapolis
- March 9 **GYMNASTICS**
Noblesville HS, Noblesville
- March 23 **BOYS BASKETBALL**
Bankers Life Fieldhouse, Indianapolis

SPRING SPORTS

- May 31 **BOYS TRACK & FIELD**
Robert C. Haugh Track & Field Complex, Indiana University, Bloomington
- June 1 **UNIFIED TRACK & FIELD**
Robert C. Haugh Track & Field Complex, Indiana University, Bloomington
- June 1 **GIRLS TRACK & FIELD**
Robert C. Haugh Track & Field Complex, Indiana University, Bloomington
- May 31-June 1 **GIRLS TEAM TENNIS**
North Central HS, Indianapolis
- June 7-8 **GIRLS SINGLES & DOUBLES**
Park Tudor HS, Indianapolis
- June 8 **SOFTBALL**
Bittinger Stadium, Purdue University, West Lafayette
- June 11-12 **BOYS GOLF**
Prairie View Golf Club, Carmel
- June 17-18 **BASEBALL**
Victory Field, Indianapolis



A record crowd of 40,680 attended the Class 3A, 4A and 5A state championship games in 2008, the first year the state finals were played at Lucas Oil Stadium.

STATE CHAMPIONSHIP NOTABLES

STATE CHAMPIONSHIPS

No.	School
13	Indianapolis Bishop Chatard
12	Indianapolis Cathedral
11	Fort Wayne Bishop Luers
9	Ben Davis
9	Roncalli
9	Sheridan
8	Carmel
8	Warren Central
7	Lafayette Central Catholic
5	Indianapolis Cardinal Ritter
5	Penn
4	Fort Wayne Bishop Dwenger
4	Franklin Central
4	Hobart
4	Jimtown
4	Tri-West Hendricks
3	Columbus East
3	Mishawaka Marian
2	Andreon
2	Blackford
2	Bloomington South
2	Bremen
2	Brownsburg
2	Castle
2	Center Grove
2	East Central
2	Evansville Reitz
2	Fort Wayne Snider
2	Goshen
2	Indianapolis Scecina
2	Lawrenceburg
2	North Montgomery
2	Pioneer
2	West Lafayette
2	Zionsville

RUNNERS-UP

No.	School
7	Hobart
7	Penn
6	Carmel
6	Fort Wayne Bishop Dwenger
6	Indianapolis Cardinal Ritter
6	NorthWood
5	Fort Wayne Snider
4	Andreon
4	Evansville Mater Dei
4	Fort Wayne Bishop Luers
4	Jasper
3	Concord
3	Fountain Central
3	Franklin Central
3	Hamilton Southeastern
3	Indianapolis Cathedral
3	Lawrenceburg
3	Lowell
3	North Judson
3	Roncalli
3	South Bend St. Joseph's
3	Southridge
3	Tipton

STATE FINALS APPEARANCES

No.	School
15	Carmel
15	Fort Wayne Bishop Luers
15	Indianapolis Cathedral
14	Indianapolis Bishop Chatard
12	Penn
12	Roncalli
11	Ben Davis
11	Fort Wayne Bishop Dwenger
11	Hobart
11	Indianapolis Cardinal Ritter
11	Sheridan
9	Warren Central
7	Fort Wayne Snider
7	Franklin Central
7	Lafayette Central Catholic
7	NorthWood
6	Andreon
6	Jimtown
6	Tri-West Hendricks
5	Evansville Mater Dei
5	Jasper
5	Lawrenceburg
5	Pioneer
5	West Lafayette
4	Bremen
4	Center Grove
4	Columbus East
4	East Central
4	Evansville Memorial
4	Fountain Central
4	Goshen
4	Hamilton Southeastern
4	Indianapolis Scecina
4	Lowell
4	New Palestine
4	South Bend St. Joseph's
4	Southridge

STATE CHAMPIONSHIPS BY A COACH

No.	Coach
10	Streiff, Rick
9	Lindsay, Matt
9	Wright, Larry "Bud"
8	Dullaghan, Dick
7	Lorenzano, Vince
7	Scifres, Bruce
5	Geesman, Chris
5	O'Shea, Kevin
4	Belden, Jim
4	Howell, Don
4	Sharpe, Bill
4	Stephens, Chuck
4	Wright, Kevin

CONSECUTIVE STATE TOURNAMENT WINS

32	Indianapolis Cathedral, 2010-2015
26	Fort Wayne Bishop Luers, 2009-13
26	Warren Central, 2003-07
25	Lafayette Central Catholic, 2009-13
23	Roncalli, 2002-05
23	Sheridan, 2005-08
22	Indianapolis Bishop Chatard, 2001-04
22	Penn, 1995-98
21	Indianapolis Bishop Chatard, 2010-13

THIS WEEKEND'S STATE FINALISTS

Defending State Champions in the Field (2)
Evansville Memorial (3A)
Pioneer (1A)

2017 State Runners-Up in the Field (0)
None

Returning State Finalists (2)
Evansville Memorial (3A)
Pioneer (1A)

Playing for First State Championship (3)
Decatur Central (5A)
Eastbrook (2A)
Evansville Central (4A)

First Time Participants (2)
Decatur Central (5A)
Evansville Central (4A)

Consecutive State Finals Appearances
2: Evansville Memorial (3A)
2: Pioneer (1A)

Consecutive Victories
29: Pioneer
22: Evansville Memorial
14: West Lafayette
14: Western Boone
13: Carmel
13: New Palestine
10: Eastbrook
10: North Vermillion
9: Decatur Central
7: Evansville Central
6: Fort Wayne Bishop Dwenger
5: Carmel

Consecutive State Tournament Victories
11: Evansville Memorial
11: Pioneer
5: Eastbrook
5: Evansville Central
5: Fort Wayne Bishop Dwenger
5: North Vermillion
5: West Lafayette
5: Western Boone
4: Carmel
4: Decatur Central
4: New Palestine
4: Warren Central

STATE LEADERS

Information courtesy of John Harrell's Indiana High School Football website

WINNINGEST ACTIVE COACHES

Coach	Current School	Year	Won	Lost	Pct.
Larry Wright	Sheridan	53	418	195	.682
Russ Radtke	New Prairie	41	357	138	.721
Mike Gillin	Mooreville	39	319	128	.714
Bob Gaddis	Columbus East	39	315	137	.697
Mo Moriarity	Blgtn. South	32	297	96	.756
John Hart	Brownsburg	33	294	88	.770
Jeff Adamson	Eastbrook	29	268	85	.759
Reed May	Brownstown	25	259	52	.833
Rick Wimmer	Fishers	35	256	141	.645
Scott Mannering	Twin Lakes	32	237	129	.648
Eric Moore	Center Grove	23	236	71	.769
Kevin O'Shea	N.Cent.(Indpls.)	25	226	83	.731
Mike Johnson	Logansport	27	225	97	.699
Mark Bless	Avon	28	224	99	.693
Mike Goebel	Ev. Mater Dei	21	217	68	.761
Bart Curtis	Warsaw	27	208	105	.665
Scot Shaw	Elk. Memorial	29	207	100	.674
John Hendryx	Knox	25	206	91	.694
Brian Moore	Parke Heritage	20	195	46	.809
Jeff Cain	Whiting	24	194	83	.700
Ott Hurrle	Indpls. Seciana	28	193	140	.580
Sherwood Haydock	Woodlan	30	192	154	.555
Larry McWhorter	Covenant Chr.	22	180	70	.720
Tim Able	Triton Central	25	177	119	.598
Cory Yeoman	Penn	15	174	35	.833
Herb King	Seeger	27	170	134	.559
Chris Meeks	Rensselaer	19	159	82	.660
Darrin Fisher	Whiteland	27	158	133	.543
Steve Weber	Bedford NL	18	156	63	.712
Dave Pasch	Indpls. Lutheran	21	151	107	.585
Tony Ahrens	Jasper	15	144	44	.766
John Hochstetler	Monroe Central	21	143	110	.565
Tim Bless	Columbus North	20	142	92	.607
Phil Mason	Michigan City	17	139	72	.659
Craig Barr	Winamac	21	139	108	.563
Steve Cooley	New Albany	23	132	125	.514
Ty Hunt	Indpls. Ritter	12	129	40	.763
Andy Thomas	Angola	18	128	85	.601
Bud Ozmun	Oak Hill	19	126	88	.589
Chad Zolman	Homestead	14	125	41	.753
Chris DePew	Garrett	17	125	72	.635
Andy Dorrel	Culver Military	20	125	103	.548
Trevor Tipton	Central Noble	20	119	103	.536
Mike Kirschner	Mt. Vern. (Fort.)	15	116	66	.637
Tom Dilley	Guerin Catholic	18	116	96	.547
John Barron	Plymouth	14	115	51	.693
Brian Crabtree	N. Vermillion	13	112	51	.687
Steve Stirn	North Decatur	15	112	68	.622
Brian Glesing	Jeffersonville	17	112	89	.557
Jayson West	Warren Central	10	110	28	.797
Jared Sauder	Leo	12	108	37	.745
Troy Burgess	Ev. Central	16	108	75	.590
Kurt Tippmann	FW Snider	9	106	24	.815
Aaron Tolle	Tipton	13	104	56	.650
Chris Barrett	TH North	23	103	144	.417
Doug Armstrong	Eastern Hancock	16	100	86	.538

ALL-TIME WINNINGEST COACHES

Coach	Won	Lost
Larry Wright	418	195
Jerry Brewer	368	105
Russ Radtke	357	138
Chris Geesman	339	66
Bob Clayton	320	74
Mike Gillin	319	128
Bob Gaddis	315	137
Don Howell	314	73
Dick Dullaghan	312	59
Mo Moriarity	297	96
John Hart	294	88
Denny Pelley	290	134
Bill Sharpe	288	54
Leland Etzler	287	117
Jim Belden	283	81
Gene Sartini	279	168
Tom Kurth	278	140
Bill Siderewicz	269	101
Jeff Adamson	268	85
Phil Teegarden	261	178
Reed May	259	52
A.J. Rickard	257	87
Mark Surface	257	135
Joe Gengelbach	256	193
Rick Wimmer	256	141
Bob Springer	253	106
Bruce Scifres	248	88
Tim Roth	243	142
Rick Streiff	242	77
Elmer Britton	241	163
Mark Hoffman	240	161
Scott Mannering	237	129
Rick Minnich	236	136
Eric Moore	236	71
Jim Plummer	235	141
Herman Byers	234	105
Matt Lindsey	229	99
Leroy Marsh	228	166
John Broughton	226	186
Kevin O'Shea	226	83
Mike Johnson	225	97
Bob Copeland	224	85
Mark Bless	224	99
George Gilbert	222	37
Mark Miller	221	146
Mike Tolle	220	85
Art Rolfe	219	120
Kermit Davis	218	102
Vince Lorenzano	217	108
Don Willard	217	180
Mike Goebel	217	68
Ken Haupt	216	124
Marvin Shepler	216	148
Rod Ballart	215	81
Al Harants	215	120
Paul (Spike) Kelly	214	82
Charles Fisher	211	124
Dave Shelbourne	211	142
John Lidy	209	111
Bart Curtis	208	105
Scot Shaw	207	100
John Hendryx	206	91
Grant Zgunda	204	61
Mike Spencer	204	100
Tony Berto	203	150
Joe Goodman	202	133

STATE LEADERS

Information courtesy of John Harrell's Indiana High School Football website

POINTS SCORED PER GAME

1. Pioneer	62.57
2. New Palestine	58.54
3. Warren Central	50.08
4. West Lafayette	49.29
5. Shenandoah	47.92
6. Ev. Memorial	47.86
7. Lafayette Jeff	45.18
8. Northview	44.82
9. Eastbrook	43.86
10. Brownstown	43.69
11. NorthWood	43.33
12. Heritage Hills	43.09
13. Western Boone	42.50
14. Michigan City	42.38
15. Tipton	42.09
16. East Central	41.77
17. Gibson Southern	41.50
18. Western	41.10
19. Boone Grove	40.50
20. Whiting	40.08
21. Mooresville	39.54
22. Mississinewa	39.42
23. Parke Heritage	39.36
24. Delphi	39.00
25. Andrean	38.92
26. Adams Central	38.86
27. Columbus East	38.43
28. Ev. Central	38.36
29. Pendleton Hts.	38.30
30. N. Cent. (Farm.)	37.73
31. West Central	37.60
32. Bremen	37.14
33. Vincennes	36.55
34. Paoli	36.46
35. Castle	36.42
36. Boonville	36.33
37. New Prairie	36.27
38. Eastern (Howard)	36.20
Ev. Reitz	36.20
40. Bedford NL	36.18
41. Marion	36.07
42. Mt. Vern. (Posey)	35.90
43. Indpls. Chatard	35.79
44. Southridge	35.50
45. Tri-County	35.09
46. Triton Central	35.00
47. Sullivan	34.67
48. Batesville	34.50
49. Churubusco	34.27
50. Beech Grove	34.20
Southport	34.20

POINTS ALLOWED PER GAME

1. Pioneer	2.79
2. Covenant Chr.	6.40
3. Heritage Hills	6.91
4. Western Boone	7.21
5. Southwood	8.25
6. Whiting	8.69
7. New Palestine	9.08
8. Culver Military	9.44
9. Marion	9.64
10. Valparaiso	9.69
11. Eastern (Howard)	9.80
12. Angola	10.38
13. South Dearborn	10.64
14. West Lafayette	10.71
15. Triton Central	11.17
16. Lowell	11.46
17. FW Dwenger	11.50
18. Shenandoah	11.58
19. Traders Point	11.92
20. Sheridan	12.00
Warsaw	12.00
22. Churubusco	12.27
23. Mish. Marian	12.38
24. Avon	12.67
25. Andrean	12.83
26. Adams Central	13.07
27. Hamm. Morton	13.33
28. Knox	13.36
North Decatur	13.36
30. Monroe Central	13.38
31. Paoli	13.46
32. Delphi	13.50
33. Mississinewa	13.67
34. East Central	13.69
35. Ev. Memorial	13.79
36. Gibson Southern	14.08
37. Northview	14.09
38. Knightstown	14.27
39. N. Cent. (Farm.)	14.36
40. NorthWood	14.42
41. Columbus East	14.43
42. Michigan City	14.46
43. Eastbrook	14.64
44. Lafayette Jeff	14.91
45. Providence	15.00
46. Bremen	15.29
47. North Harrison	15.50
48. Maconaquah	15.58
49. Decatur Central	15.77
50. Ev. Central	15.79

AVERAGE MARGIN OF VICTORY

1. Pioneer	59.79
2. New Palestine	49.46
3. West Lafayette	38.57
4. Shenandoah	36.33
5. Heritage Hills	36.18
6. Western Boone	35.29
7. Ev. Memorial	34.07
8. Whiting	31.38
9. Northview	30.73
10. Warren Central	30.62
11. Lafayette Jeff	30.27
12. Eastbrook	29.21
13. NorthWood	28.92
14. East Central	28.08
15. Michigan City	27.92
16. Gibson Southern	27.42
17. Marion	26.43
18. Eastern (Howard)	26.40
19. Brownstown	26.38
20. Andrean	26.08
21. Adams Central	25.79
22. Mississinewa	25.75
23. Covenant Chr.	25.70
24. Delphi	25.50
25. Tipton	25.00
26. Columbus East	24.00
27. Triton Central	23.83
28. N. Cent. (Farm.)	23.36
29. Western	23.20
30. Angola	23.15
31. Paoli	23.00
32. Ev. Central	22.57
33. Churubusco	22.00
34. Boone Grove	21.92
35. Bremen	21.86
36. Southwood	21.67
37. Sheridan	20.91
38. Hamm. Morton	19.75
39. Parke Heritage	18.45
40. FW Dwenger	18.07
41. South Dearborn	18.00
42. Mooresville	17.85
43. Indpls. Scecina	17.38
44. Decatur Central	17.08
45. Boonville	16.92
46. Pendleton Hts.	16.90
47. Avon	16.08
48. Indpls. Chatard	16.07
49. Vincennes	16.00
50. New Prairie	15.91

STATE FINALS ATTENDANCE

Top 5 Six-Game Attendance (2013-current)

1.	46,455	2016
2.	44,503	2014
3.	43,985	2013
4.	42,666	2015
5.	35,302	2017

Top 5 Five-Game Attendance (1985-2012)

1.	56,050	2008
2.	51,217	2007
3.	46,162	2009
4.	44,303	2005
5.	43,701	1993

Top 5 Three-Game Attendance (1985-current)

1.	40,680	2008 (3A, 4A, 5A)
2.	38,478	2007 (3A, 4A, 5A)
3.	31,964	2005 (3A, 4A, 5A)
4.	31,650	2009 (3A, 4A, 5A)
5.	30,682	1997 (3A, 4A, 5A)

Top 5 Two-Game Attendance (1984-2012)

1.	23,278	1984 (3A, 4A)
2.	21,596	1985 (4A, 5A)
3.	20,989	1986 (4A, 5A)
4.	20,700	1989 (4A, 5A)
5.	20,629	1993 (4A, 5A)

Top 5 Class A, 2A Attendance (1995-2012)

1.	15,633	1995
2.	15,370	2008
3.	15,137	2000
4.	14,753	2001
5.	14,512	2009

Top 5 Class 3A, 4A, 5A Attendance (1995-2012)

1.	40,680	2008
2.	38,478	2007
3.	31,964	2005
4.	31,650	2009
5.	30,682	1997



Year	1A	2A	3A	Total
1973-74	NA	NA	NA	NA
1974-75	2,005	3,434	4,428	9,867
1975-76	2,592	3,613	10,773	16,978
1976-77	2,049	2,993	6,915	11,957
1977-78	3,574	4,005	6,701	14,280
1978-79	3,098	5,803	9,039	17,940
1979-80	3,876	5,128	7,068	16,072
1980-81	3,090	4,471	10,777	18,338
1981-82	3,458	4,995	8,026	16,479
1982-83	3,452	4,300	7,992	15,744

Year	1A	2A	3A	4A	Total
1983-84	3,555	3,863	5,703	5,104	18,225

Year	1A, 2A	3A, 4A	Total
1984-85	10,900	23,278	34,178

Year	1A, 2A, 3A	4A, 5A	Total
1985-86	14,240	21,596	35,836
1986-87	16,893	20,989	37,882
1987-88	20,938	18,119	39,057
1988-89	21,050	18,048	39,098
1989-90	16,692	20,700	37,392
1990-91	23,887	18,730	42,617
1991-92	20,013	20,317	40,330
1992-93	20,396	16,082	36,478
1993-94	23,072	20,629	43,701
1994-95	21,478	19,954	41,432

Year	1A, 2A	3A, 4A, 5A	Total
1995-96	15,633	25,072	40,705
1996-97	12,593	27,211	39,804
1997-98	12,655	30,682	43,337
1998-99	14,269	26,085	40,354
1999-00	13,035	25,579	38,614
2000-01	15,137	27,744	42,881
2001-02	14,753	26,807	41,560
2002-03	10,891	27,787	38,678
2003-04	10,954	27,419	38,373
2004-05	12,931	26,148	39,079
2005-06	12,339	31,964	44,303
2006-07	10,603	29,395	39,998
2007-08	12,739	38,478	51,217
2008-09	15,370	40,680	56,050
2009-10	14,512	31,650	46,162
2010-11	10,809	28,832	39,641
2011-12	11,736	23,102	34,838
2012-13	8,828	18,543	27,371
Year	1A, 3A, 5A	2A, 4A, 6A	Total
2013-14	22,136	21,849	43,985
2014-15	18,064	26,439	44,503
2015-16	17,264	25,402	42,666
2016-17	20,606	25,849	46,455
2017-18	16,751	18,551	35,302

CLASS A STATE CHAMPIONSHIP NOTABLES

PIONEER PANTHERS (14-0)

Associated Press Poll: #1

IFCA Coaches Poll: #1

- Pioneer looking to repeat as Class A state champion in its third consecutive title game appearance and fourth in five years. Team is seeking school's third football state title.
- Last Class A team to make three consecutive championship appearances was Lafayette Central Catholic which made four in a row from 2009-12.
- Both the 1997 and 2017 Panthers state championship teams finished their season 15-0.
- Panthers lead the state in points scored (62.6), points allowed (2.8), and margin of victory (59.8).
- Have shut out 10 opponents this season. Only surrendered 39 points this season and only one team (LaVille with 19 points) has scored more than a touchdown on the Pioneer defense.
- Pioneer will face the second ranked team of the tournament this week in #7/6 North Vermillion. Defeated #2 Adams Central 38-7 last Saturday to win its third consecutive semi-state title.
- Champions of the Hoosier North Conference for the fourth consecutive season with an 7-0 record.
- Fourth Pioneer team in the last year to play for a state championship. The football team and softball teams both claimed titles last school year and the volleyball team finished as state runner-up on Nov. 3 in Muncie.
- Head Coach Adam Berry, a 2006 Pioneer graduate, is 43-1 in his third year leading the team.
- Panthers are 64-30 (.681) all-time in state tournament games.

Football State Tournament History

IHSAA Membership: 1963-present

First Football State Tournament Appearance: 1985 (first year for the all-in tournament format)

State Champion (2) 1997 (A), 2017 (A)

Runner-Up (2) 2014 (A), 2016 (A)

State Finals Appearances (5) 1997 (A), 2014 (A), 2016 (A), 2017 (A), 2018 (A)

Semi-State Champion (5) 1997 (A), 2014 (A), 2016 (A), 2017 (A), 2018 (A)

Regional Champion (7) 1997 (A), 2001 (A), 2002 (A), 2014 (A), 2016 (A), 2017 (A), 2018 (A)

Sectional Champion (11) 1997 (A), 2001 (A), 2002 (A), 2006 (A), 2008 (A), 2013 (A), 2014 (A), 2015 (A), 2016 (A), 2017 (A), 2018 (A)

School's IHSAA State Championship History (3)

Football (2) 1997 (A), 2017 (A)

Softball (1) 2018 (A)

NORTH VERMILLION FALCONS (13-1)

Associated Press Poll: #7

IFCA Coaches Poll: #6

- North Vermillion playing in its second state championship game in five seasons.
- In its only previous championship game appearance, Falcons defeated Pioneer, 27-26, in 2014 after taking the lead with 2:49 remaining and then recovering a Pioneer fumble on its ensuing possession.
- In Friday's semi-state game at Indianapolis Lutheran, the Falcons intercepted three passes including two by Corey Buchhaas. The team's power running game produced 291 yards on 52 carries in the game with only five pass attempts in a 14-7 victory.
- Will face third consecutive ranked team in No. 1 Pioneer. Defeated #4 North Central (Farmersburg) 34-14 to win regional championship followed by Friday's semi-state win over #7 Indianapolis Lutheran 14-7.
- Champions of the Wabash River Conference with a 7-0 record this season. Falcons have won conference title six of the last seven seasons.
- Head coach Brian Crabtree is 77-12 in seven seasons at North Vermillion.
- Falcons are 44-32 (.579) all-time in state tournament games.

Football State Tournament History

IHSAA Membership: 1964-present

First Football State Tournament Appearance: 1985 (first year for the all-in tournament format)

State Champion (1) 2014 (A)

State Finals Appearances (2) 2014 (A), 2018 (A)

Semi-State Champion (2) 2014 (A), 2018 (A)

Regional Champion (3) 2014 (A), 2015 (A), 2018 (A)

Sectional Champion (6) 1993 (A), 2011 (A), 2012 (A), 2014 (A), 2015 (A), 2018 (A)

School's IHSAA State Championship History (2)

Girls Basketball (1) 2002 (A)

Football (1) 2014 (A)

CLASS 2A STATE CHAMPIONSHIP NOTABLES

EASTBROOK PANTHERS (13-1)

Associated Press Poll: #5

IFCA Coaches Poll: #3

- Eastbrook making second 2A championship game appearance in three seasons and third overall.
- Panthers playing for school's first state crown in any sport.
- In Friday's semi-state showdown against Bremen, Zane Shilts' 28 yard FG on the game's final play handed Eastbrook a 34-33 victory. His 36-yard attempt two plays earlier sailed wide but a defensive penalty nullified the miss.
- Team rushed for 396 yards on 74 carries (5.35 ypc) in the semi-state game.
- Eastbrook will face second consecutive ranked team on Friday in top-ranked Western Boone. Defeated No. 8 Bremen 34-33 for its second semi-state title in three years.
- Head coach Jeff Adamson, a 1982 Eastbrook graduate, is 268-85 in 30 seasons leading the Panthers.
- Finished second in the Central Indiana Conference with a 6-1 record this season.
- School is 62-33 (.653) all-time in state tournament games.

Football State Tournament History

IHSAA Membership: 1965-present

First Football State Tournament Appearance: 1985 (first year for the all-in tournament format)

Runner-Up (2) 2004 (2A), 2016 (2A)

State Finals Appearances (3) 2004 (2A), 2016 (2A), 2018 (2A)

Semi-State Champion (3) 2004 (2A), 2016 (2A), 2018 (2A)

Regional Champion (6) 1999 (2A), 2001 (2A), 2004 (2A), 2016 (2A), 2017 (2A), 2018 (2A)

Sectional Champion (14) 1993 (2A), 1994 (2A), 1997 (2A), 1999 (2A), 2001 (2A), 2002 (2A), 2003 (2A), 2004 (2A), 2005 (2A), 2009 (3A), 2012 (3A), 2016 (2A), 2017 (2A), 2018 (2A)

School's IHSAA State Championship History (0)

This would be the first Eastbrook team to win a state championship in school history.

WESTERN BOONE STARS (14-0)

Associated Press Poll: #1

IFCA Coaches Poll: #1

- Top-ranked Western Boone making third title game appearance 20 years after last visit and 30 years since its state championship season.
- Stars looking to complete school's first undefeated season. The 1988 state title team finished 13-1.
- Team will face third consecutive ranked opponent and fourth of the tournament in #5/3 Eastbrook. Defeated #6/7 Tipton 28-20 in the sectional semifinals before beating #2 Indianapolis Scecina 19-17 for the regional title and #10/9 defending state champion Southridge 48-7 for the semi-state crown.
- Team ranks 4th in the state in points allowed (7.2 ppg) and 6th in margin of victory (35.3 ppg). Also scores 42.5 ppg to rank 13th overall.
- Champions of the Sagamore Conference with a 7-0 record this season.
- Stars are 59-32 (.648) all-time in state tournament games.
- Head coach Justin Pelley is 52-19 in his six seasons leading the Stars.

Football State Tournament History

IHSAA Membership: 1974-present

First Football State Tournament Appearance: 1985 (first year for the all-in tournament format)

State Champion (1) 1988 (2A)

Runner-Up (1) 1998 (2A)

State Finals Appearances (3) 1988 (2A), 1998 (2A), 2018 (2A)

Semi-State Champion (3) 1988 (2A), 1998 (2A), 2018 (2A)

Regional Champion (5) 1988 (2A), 1989 (2A), 1997 (2A), 1998 (2A), 2018 (2A)

Sectional Champion (9) 1987 (2A), 1988 (2A), 1989 (2A), 1997 (2A), 1998 (2A), 1999 (2A), 2001 (2A), 2017 (2A), 2018 (2A)

School's IHSAA State Championship History (1)

Football (1) 1988 (2A)

CLASS 3A STATE CHAMPIONSHIP NOTABLES

WEST LAFAYETTE RED DEVILS (14-0)

Associated Press Poll: #2

IFCA Coaches Poll: #2

- West Lafayette making fifth appearance in a state championship game and second in four years.
- Red Devils chasing school's third football state title. The 1993 and 2009 championship teams finished undefeated at 14-0 and 15-0, respectively.
- Will face fourth consecutive ranked team in top-ranked defending champion Evansville Memorial. Devils defeated #4 Andean 51-24 for the sectional championship, #5 Brebeuf Jesuit 24-10 in the regional, and #9 Fort Wayne Bishop Luers 27-14 for the semi-state title.
- West Lafayette defeated Evansville Memorial 24-10 in the 2009 Class 3A state championship game.
- Team ranks fourth in the state in points scored (49.3) and third in margin of victory (38.6). Defense allows only 10.7 ppg.
- Hoosier Conference champions for the second straight season with its 42-0 victory over Tipton on Oct. 12.
- Head coach Shane Fry is 67-12 in six seasons leading the West Lafayette program.
- West Lafayette owns a 68-33 (.673) all-time record in tournament games.

Football State Tournament History

IHSAA Membership: 1904-present

First Football State Tournament Appearance: 1981

State Champion (2) 1993 (2A), 2009 (3A)

Runner-Up (2) 1984 (2A), 2015 (3A)

State Finals Appearances (5) 1984 (2A), 1993 (2A), 2009 (3A), 2015 (3A), 2018 (3A)

Semi-State Champion (5) 1984 (2A), 1993 (2A), 2009 (3A), 2015 (3A), 2018 (3A)

Regional Champion (9) 1984 (2A), 1986 (3A), 1990 (2A), 1993 (2A), 2009 (3A), 2011 (3A), 2013 (3A), 2015 (3A), 2018 (3A)

Sectional Champion (14) 1984 (2A), 1986 (3A), 1987 (3A), 1990 (2A), 1991 (2A), 1993 (2A), 2009 (3A), 2010 (3A), 2011 (3A), 2013 (3A), 2015 (3A), 2016 (3A), 2017 (3A), 2018 (3A)

School's IHSAA State Championship History (6)

Girls Basketball (1) 1998 (3A)

Boys Cross Country (2) 1964, 2014

Football (2) 1993 (2A), 2009 (3A)

Girls Soccer (1) 2013 (A)

EVANSVILLE MEMORIAL TIGERS (14-0)

Associated Press Poll: #1

IFCA Coaches Poll: #1

- Defending state champion Evansville Memorial playing in fourth state title game and looking to repeat as 3A state champions.
- Tigers are on a 22-game win streak including 11 straight in tournament play. With a victory, team would become first in school history to finish 15-0.
- Tigers rank sixth in the state in scoring (47.9 ppg) and seventh in margin of victory (34.1 ppg). Has scored a school record 670 points (previous mark of 549 set last year).
- Team will face fourth consecutive ranked foe in second-ranked West Lafayette. Tigers turned away #8 Gibson Southern 56-28 for its third straight sectional crown, #7 Brownstown Central 56-14 in the regional, and #3 Indianapolis Bishop Chatard 42-17 for the semi-state title.
- Repeated as champions of the Southern Indiana Conference this season with a 7-0 record this season.
- Defeated 4A state finalist and conference rival Evansville Central 47-27 on Sept. 28.
- Eleventh-year head coach John Hurley is 87-53 at Memorial. He will be coaching in his fourth title contest having led the Tigers to last year's state title and runner-up finishes in 2008 and 2009, his first two years in charge.
- Tigers are 74-31 (.704) all-time in state tournament games.

IHSAA Membership: 1942-present

First Football State Tournament Appearance: 1985 (first year for the all-in tournament format)

State Champion (1) 2017 (3A)

Runner-Up (2) 2008 (3A), 2009 (3A)

State Finals Appearances (4) 2008 (3A), 2009 (3A), 2017 (3A), 2018 (3A)

Semi-State Champion (4) 2008 (3A), 2009 (3A), 2017 (3A), 2018 (3A)

Regional Champion (9) 1985 (3A), 1988 (3A), 1991 (3A), 1992 (3A), 1993 (3A), 2008 (3A), 2009 (3A), 2017 (3A), 2018 (3A)

Sectional Champion (13) 1985 (3A), 1987 (3A), 1988 (3A), 1991 (3A), 1992 (3A), 1993 (3A), 1998 (3A), 2008 (3A), 2009 (3A), 2011 (3A), 2016 (3A), 2017 (3A), 2018 (3A)

School's IHSAA State Championship History (20)

Baseball (3) 1978, 1989, 1993

Girls Basketball (1) 2011 (3A)

Football (1) 2017 (3A)

Boys Soccer (4) 2007, 2008, 2016 (2A), 2017 (2A)

Girls Soccer (4) 1996, 2008, 2012 (2A), 2017 (2A)

Softball (1) 2002 (2A)

Girls Tennis (6) 1991, 1993, 1994, 1995, 1996, 2012

CLASS 4A STATE CHAMPIONSHIP NOTABLES

FORT WAYNE BISHOP DWENGER SAINTS (13-1)

Associated Press Poll: T#6

IFCA Coaches Poll: #2

- Fort Wayne Bishop Dwenger playing in its 11th state championship game and second in four seasons.
- Saints looking for fifth football state title and second in Class 4A (2015).
- Team will face third consecutive ranked opponent on Friday in #8/7 Evansville Central. Defeated #3/5 Angola 40-7 for regional crown and #2/6 Mishawaka 24-6 earning the semi-state championship.
- Champions of the Summit Athletic Conference with an 8-1 conference record this season. Lone loss this season was a 21-13 setback to 6A Fort Wayne Snider on Oct. 5.
- Jason Garrett, a 1988 Dwenger graduate, is in his first season as coach of the Saints. With a victory, he would become just the second individual to win a football title as a first year head coach (Rick Malone, Fountain Central, 1983 Class A). Including former Dwenger coach Chris Svarczkopf (2002 4A), he is one of seven individuals to reach a state title game in their first season as a head coach.
- School has a 113-33 (.776) all-time record in tournament games.

Football State Tournament History

IHSAA Membership: 1965-present

First Football State Tournament Appearance: 1978

State Champion (4) 1983 (3A), 1990 (3A), 1991 (3A), 2015 (4A)
Runner-Up (6) 1978 (3A), 1996 (3A), 2002 (4A), 2008 (4A),
2010 (4A), 2013 (4A)

State Finals Appearances (11) 1978 (3A), 1983 (3A), 1990 (3A),
1991 (3A), 1996 (3A), 2002 (4A), 2008 (4A), 2010 (4A), 2013
(4A), 2015 (4A), 2018 (4A)

Semi-State Champion (9) 1983 (3A), 1990 (3A), 1991 (3A), 1996
(3A), 2002 (4A), 2008 (4A), 2010 (4A), 2013 (4A), 2015 (4A),
2018 (4A)

Regional Champion (21) 1978 (3A), 1983 (3A), 1984 (3A), 1987
(3A), 1988 (3A), 1990 (3A), 1991 (3A), 1993 (3A), 1996 (3A),
1997 (4A), 2002 (4A), 2003 (4A), 2006 (4A), 2007 (4A), 2008
(4A), 2009 (4A), 2010 (4A), 2013 (4A), 2015 (4A), 2017 (4A),
2018 (4A)

Sectional Champion (25) 1978 (3A), 1983 (3A), 1984 (3A), 1985
(4A), 1987 (3A), 1988 (3A), 1989 (3A), 1990 (3A), 1991 (3A),
1992 (3A), 1993 (3A), 1996 (3A), 1997 (4A), 2002 (4A), 2003
(4A), 2006 (4A), 2007 (4A), 2008 (4A), 2009 (4A), 2010 (4A),
2012 (4A), 2013 (4A), 2015 (4A), 2017 (4A), 2018 (4A)

School's IHSAA State Championship History (12)

Football (4) 1983 (3A), 1990 (3A), 1991 (3A), 2015 (4A)

Girls Gymnastics (5) 1995, 2003, 2005, 2006, 2012

Girls Soccer (2) 2005, 2006

Softball (1) 2010 (3A)

EVANSVILLE CENTRAL BEARS (13-1)

Associated Press Poll: #8

IFCA Coaches Poll: #7

- Evansville Central making first appearance in a football state championship game and hoping to become the first team in school history to win a state title in any sport.
- Bears captured their first regional and semi-state championships the last two weekends.
- Team looking for school record 14th victory this weekend.
- Only loss this season was a 47-27 decision to 3A state finalist and conference rival Evansville Memorial on Sept. 28.
- Last Evansville Central team to compete in a state finals event was the Bears' girls soccer team in 2005. Last boys team was the 1987 baseball team which finished as the state runner-up.
- Will face fifth consecutive ranked opponent on Friday in #6/2 Fort Wayne Bishop Dwenger. Defeated #10 Northview in the sectional semifinals, #9 Boonville for the sectional title, #3/4 East Central in the regional, and #4/5 Marion for the semi-state championship.
- Troy Burgess is in his first year as head coach of the Bears and is 108-75 in his 17th season overall.
- Bears are 36-33 (.522) all-time in state tournament games.

Football State Tournament History

IHSAA Membership: 1920-present

First Football State Tournament Appearance: 1985 (first year of the all-in tournament format)

State Finals Appearances (1) 2018 (4A)

Semi-State Champion (1) 2018 (4A)

Regional Champion (1) 2018 (4A)

Sectional Champion (4) 1988 (5A), 2011 (4A), 2017 (4A), 2018
(4A)

School's IHSAA State Championship History (0)

This would be the first state championship by an Evansville Central team in school history.

CLASS 5A STATE CHAMPIONSHIP NOTABLES

NEW PALESTINE DRAGONS (13-0)

Associated Press Poll: #1
IFCA Coaches Poll: #1

- New Palestine reaches state championship game for fourth time overall and third time in five seasons.
- Dragons hoping to land second state championship and first in Class 5A.
- School hoping to score its second state title in six months as the softball team won its second consecutive 3A title last June in West Lafayette. Both New Palestine and Decatur Central captured their respective state titles that day.
- Team ranks second in the state in points per game (58.5) and margin of victory (49.5). Defense allows only 9.1 ppg which is seventh-best in the state this season.
- New Pal will face its third ranked team of the tournament in #2 Decatur Central. Dragons also defeated #7 Zionsville 29-17 in the sectional semifinals and #3 Michigan City 35-10 for the semi-state championship.
- Head coach Kyle Ralph is 73-4 in his six seasons leading the team.
- Champions of the Hoosier Heritage Conference with a 7-0 record this season.
- Dragons are 58-34 (.630) all-time in state tournament games.

Football State Tournament History

IHSAA Membership: 1915-present

First Football State Tournament Appearance: 1983

State Champion (1) 2014 (4A)
Runner-Up (2) 1990 (3A), 2015 (5A)
State Finals Appearances (4) 1990 (3A), 2014 (4A), 2015 (5A), 2018 (5A)
Semi-State Champion (4) 1990 (3A), 2014 (4A), 2015 (5A), 2018 (5A)
Regional Champion (6) 1987 (3A), 1990 (3A), 2013 (4A), 2014 (4A), 2015 (5A), 2018 (5A)
Sectional Champion (10) 1987 (3A), 1989 (3A), 1990 (3A), 2004 (3A), 2005 (3A), 2009 (4A), 2013 (4A), 2014 (4A), 2015 (5A), 2018 (5A)

School's IHSAA State Championship History (7)

Baseball (1) 2004 (3A)
Football (1) 2014 (4A)
Softball (5) 2004 (3A), 2008 (3A), 2009 (3A), 2017 (3A), 2018 (3A)

DECATUR CENTRAL HAWKS (12-1)

Associated Press Poll: #2
IFCA Coaches Poll: #2

- Decatur Central appearing in its first football state championship on Saturday.
- School hoping to score its second state title in six months as the softball team won its first title last June in West Lafayette. Both Decatur Central and New Palestine captured their respective state titles that day.
- Hawks will face fourth consecutive ranked opponent in top-ranked New Palestine on Saturday. Defeated #6/9 Indianapolis Cathedral 21-14 for their first sectional title in 13 years, followed by a 28-0 victory over #10 Bloomington South for its first regional championship and its 27-24 win over defending state champion #3/4 Columbus East in the semi-state.
- Co-champions of the Mid-State Conference (shared with Mooresville) with a 6-1 record this season. Team has won or shared the conference crown each of the past three seasons.
- Only loss was a 18-15 decision at Martinsville on Sept. 7. Have won nine straight to reach the state title game.
- Kyle Enright is 29-6 in three seasons leading Decatur Central.
- Team is 31-33 (.484) all-time in state tournament competition.

Football State Tournament History

IHSAA Membership: 1931-present

First Football State Tournament Appearance: 1985 (first year of the all-in tournament format)

State Finals Appearances (1) 2018 (5A)
Semi-State Champion (1) 2018 (5A)
Regional Champion (1) 2018 (5A)
Sectional Champion (2) 2005 (5A), 2018 (5A)

School's IHSAA State Championship History (2)

Baseball (1) 2008 (4A)
Softball (1) 2018 (4A)

CLASS 6A STATE CHAMPIONSHIP NOTABLES

CARMEL GREYHOUNDS (11-2)

Associated Press Poll: #3

IFCA Coaches Poll: #3

- Carmel making a state record-tying 15th appearance in a state championship game (Fort Wayne Bishop Luers and Indianapolis Cathedral).
- Like their opponent, Greyhounds looking to win ninth football state championship Friday night.
- Will meet top-ranked conference rival Warren Central for the second time this season. Greyhounds dropped a 41-17 decision on the road on Oct. 5.
- Carmel looking for its first victory over Warren Central in a state championship game (2006, 2009, 2013).
- Hounds facing third ranked foe of this tournament in top-ranked Warren. Defeated #5/8 Lafayette Jefferson 41-21 for its sixth straight sectional title and held off #10 Valparaiso 14-10 for the semi-state victory.
- Head coach John Hebert is 39-14 in four seasons leading the Greyhounds.
- Team finished in second place in this year's Metropolitan Interscholastic Conference race with a 5-2 record.

Football State Tournament History

IHSAA Membership: 1904-07; 1909-present

First Football State Tournament Appearance: 1975

State Champion (8) 1978 (3A), 1980 (3A), 1981 (3A), 1986 (5A), 1989 (5A), 2007 (5A), 2011 (5A), 2016 (6A)
Runner-Up (6) 1975 (3A), 2006 (5A), 2008 (5A), 2009 (5A), 2013 (6A), 2014 (6A)
State Finals Appearances (15) 1975 (3A), 1978 (3A), 1980 (3A), 1981 (3A), 1986 (5A), 1989 (5A), 2006 (5A), 2007 (5A), 2008 (5A), 2009 (5A), 2011 (5A), 2013 (6A), 2014 (6A), 2016 (6A), 2018 (6A)
Semi-State Champion (12) 1981 (3A), 1986 (5A), 1989 (5A), 2006 (5A), 2007 (5A), 2008 (5A), 2009 (5A), 2011 (5A), 2013 (6A), 2014 (6A), 2016 (6A), 2018 (6A)
Regional Champion (21) 1978 (3A), 1980 (3A), 1981 (3A), 1982 (3A), 1986 (5A), 1987 (5A), 1989 (5A), 1994 (5A), 1995 (5A), 1996 (5A), 2006 (5A), 2007 (5A), 2008 (5A), 2009 (5A), 2011 (5A), 2013 (6A), 2014 (6A), 2015 (6A), 2016 (6A), 2017 (6A), 2018 (6A)
Sectional Champion (30) 1975 (3A), 1978 (3A), 1980 (3A), 1981 (3A), 1982 (3A), 1984 (4A), 1985 (5A), 1986 (5A), 1987 (5A), 1989 (5A), 1992 (5A), 1994 (5A), 1995 (5A), 1996 (5A), 1998 (5A), 1999 (5A), 2001 (5A), 2003 (5A), 2004 (5A), 2006 (5A), 2007 (5A), 2008 (5A), 2009 (5A), 2011 (5A), 2013 (6A), 2014 (6A), 2015 (6A), 2016 (6A), 2017 (6A), 2018 (6A)

School's IHSAA State Championship History (146)

Carmel will be playing for its fourth team state championship this fall having already won titles in boys tennis (Oct. 13), boys cross country (Oct. 27) and 3A girls soccer (Oct. 27). Junior Presley Thienenman also captured the boys singles state title on Oct. 20.

WARREN CENTRAL WARRIORS (13-0)

Associated Press Poll: #1

IFCA Coaches Poll: #1

- Top-ranked Warren Central making its ninth appearance in a state championship game and looking to complete an undefeated season.
- Like their opponent, Warriors playing for the school's ninth football state title. Warren has never lost in their previous eight appearances.
- Will meet third-ranked conference rival Carmel for the second time this season. Warriors claimed a 41-17 decision at home on Oct. 5.
- Warren has defeated Carmel in each of its three previous state championship game meetings (2006, 2009, 2013).
- School looking to land third state championship of this calendar year after the Warriors boys and girls basketball teams swept the Class 4A crowns last winter. WR David Bell was a starting forward on that team that beat Carmel.
- Will face third ranked team of the tournament on Friday. Warriors held off #4 North Central 42-32 for the regional crown and #7/9 Center Grove 27-20 for the semi-state title.
- Champions of the Metropolitan Interscholastic Conference with a 7-0 record this season.
- Warriors head coach Jayson West is 58-16 in six years leading the team. He is one of six coaches to have won state titles at two different schools and, in 2013, he became only coach to win back-to-back titles at two different schools (2012 Lawrence Central, 2013 Warren).

Football State Tournament History

IHSAA Membership: 1935-present

First Football State Tournament Appearance: 1984

State Champion (8) 1984 (4A), 1985 (5A), 2003 (5A), 2004 (5A), 2005 (5A), 2006 (5A), 2009 (5A), 2013 (6A)
Runner-Up (0)
State Finals Appearances (9) 1984 (4A), 1985 (5A), 2003 (5A), 2004 (5A), 2005 (5A), 2006 (5A), 2009 (5A), 2013 (6A), 2018 (6A)
Semi-State Champion (9) 1984 (4A), 1985 (5A), 2003 (5A), 2004 (5A), 2005 (5A), 2006 (5A), 2009 (5A), 2013 (6A), 2018 (6A)
Regional Champion (9) 1984 (4A), 1985 (5A), 2003 (5A), 2004 (5A), 2005 (5A), 2006 (5A), 2009 (5A), 2013 (6A), 2018 (6A)
Sectional Champion (18) 1984 (4A), 1985 (5A), 1986 (5A), 1994 (5A), 2000 (5A), 2001 (5A), 2002 (5A), 2003 (5A), 2004 (5A), 2005 (5A), 2006 (5A), 2008 (5A), 2009 (5A), 2013 (6A), 2014 (6A), 2015 (6A), 2016 (6A), 2018 (6A)

School's IHSAA State Championship History (27)

Boys Basketball (1) 2018 (4A)
Girls Basketball (1) 2018 (4A)
Boys Cross Country (2) 2005, 2006
Football (8) 1984 (4A), 1985 (5A), 2003 (5A), 2004 (5A), 2005 (5A), 2006 (5A), 2009 (5A), 2013 (6A)
Boys Golf (1) 1983
Boys Gymnastics (2) 1980, 1983
Softball (1) 1985
Boys Track (4) 1995, 1996, 2006, 2007
Girls Track (5) 2006, 2007, 2008, 2016, 2017
Wrestling (2) 1980, 2016



Pioneer Panthers

Class A



Lt.	Dk.	Name	Gr.	Ht.	Wt.	Position(s)	Lt.	Dk.	Name	Gr.	Ht.	Wt.	Position(s)
1	1	Brock Robinson	9	5-4	128	QB/DB	54	54	Colin Brew	9	5-4	190	OL/DL
2	2	Logan Smith	9	5-8	154	RB/LB	55	55	Daniel McKaig	12	6-1	286	OL/DL
3	3	Calahan Kindley	12	5-11	144	SE/DB	56	56	Brock Smith	12	6-0	199	OL/LB
4	4	Jack Kiser	12	6-2	208	QB/DB	57	57	Zac Taylor	10	5-11	170	OL/LB
5	5	Ezra Lewellen	10	5-7	149	RB/DB	58	58	Tyler Gaumer	10	5-8	206	OL/LB
7	7	Wyatt Zeider	10	5-8	147	RB/DB	62	62	Aiden Lowe	9	5-9	216	OL/DL
8	8	Brenton Mersch	11	6-3	153	SE/DL	63	63	Keaton Schroder	11	6-2	166	OL/DB
10	10	Derek Wireman	11	5-6	140	RB/LB	64	64	Conner Walker	12	6-2	250	OL/DL
14	14	Miles Von Tobel	11	5-11	177	RB/LB	65	65	Nathan Adams	11	5-8	166	OL/DL
15	15	Addai Lewellen	10	5-8	155	RB/DB	67	67	Markell Hill	11	6-0	232	OL/DL
16	16	Payton Ryan	10	5-6	143	TE/DB	68	68	Jonathan Beckley	11	5-8	248	OL/DL
18	18	Kwintin Heiny	9	5-8	148	RB/LB	69	69	Landon Zeider	9	6-0	321	OL/DL
20	20	Noah Pearson	10	5-7	122	RB/LB	70	70	Michael DePoy	10	5-10	201	OL/DL
21	21	Ezra Allen	9	5-8	140	TE/DB	72	72	Brian Powell	11	6-1	201	OL/DL
24	24	Danny Gregorich	12	5-10	206	RB/LB	75	75	Wesley Hopkins	10	5-9	204	OL/DL
30	30	Joseph Mersch	10	5-11	149	TE/DB	76	76	Colby Juby	11	6-1	225	OL/DL
32	32	Koby James	11	6-0	162	TE/DB	77	77	Mason Schnurpel	10	5-10	228	OL/DL
40	40	Trenton Hood	11	5-11	136	SE/DB	78	78	Brady Smith	12	5-10	241	OL/DL
44	44	Wyatt Marshall	10	5-11	140	RB/LB	80	80	Dustin Sparks	12	6-3	200	TE/LB
51	51	Oscar Solano	9	5-11	173	OL/LB	81	81	Derrick LeGrand	9	5-9	169	TE/DL
52	52	Gavin James	12	5-7	207	OL/DL							

Pioneer Panthers

Class A



Team Statistics

	Pioneer	Opponents
Total Points / Points Per Game	876/62.57	39/2.79
First Downs / Per Game	N/A	N/A
Rushing Yards / Per Game	4678/334.1	660/47.1
Passing Yards / Per Game	1095/78.2	994/71.0
Total Yards / Per Game	5773/412.4	1654/118.1
Fumbles Recovered By	27	6
Intercepted By	18	2
Total Punts / Average	5/37.4	N/A
Penalties / Yards	N/A	N/A

Individual Statistics

Scoring	G	TD	1-Pt.	2-Pt.	FG	TP	PPG
4 Jack Kiser	14	43	0	16	0	290	20.7
24 Danny Gregorich	14	18	0	17	0	142	10.1
15 Addai Lewellen	14	19	0	9	0	132	9.4
21 Ezra Lewellen	11	11	0	4	0	74	6.7
14 Miles Von Tobel	13	7	0	11	0	64	4.9

Rushing	G	Att.	Yds.	TD	YPG	YPC	Long
4 Jack Kiser	14	161	1874	41	133.9	11.6	70
24 Danny Gregorich	14	111	1171	16	83.6	10.6	67
15 Addai Lewellen	14	54	599	16	42.8	11.1	64
10 Derek Wireman	13	51	337	5	25.9	6.6	40
14 Miles Von Tobel	13	29	289	6	22.2	10.0	44

Passing	G	Comp.	Att.	Int.	TD	Yds.	YPG
4 Jack Kiser	14	58	88	2	16	1095	78.2

Receiving	G	Rec.	Yds.	TD	YPG	YPC	Long
3 Calahan Kindley	14	21	561	6	40.1	26.7	52
21 Ezra Lewellen	11	17	249	5	22.6	14.6	29
14 Miles Von Tobel	13	8	128	1	9.8	16.0	27
15 Addai Lewellen	14	6	74	1	5.3	12.3	30
24 Danny Gregorich	14	2	38	1	2.7	19.0	29

Defense	G	Tackles	For Loss	Sacks	INT	FF	FR
4 Jack Kiser	14	147	7.5	0.0	7	5	5
14 Miles Von Tobel	13	95	13.5	2.0	1	1	3
24 Danny Gregorich	14	73	15.5	4.5	1	1	4
15 Addai Lewellen	14	65	6.0	0.0	3	2	0
80 Dustin Sparks	14	52	4.5	0.0	1	0	0
8 Brenton Mersch	14	51	12.0	6.5	1	0	3

State Finals History

State Champion: **(2)** 1997 (A), 2017 (A)
 Runner-Up: **(2)** 2014 (A), 2016 (A)
 Appearances: **(5)** 1997 (A), 2014 (A), 2016 (A), 2017 (A), 2018 (A)



Adam Berry
 Head Coach
 43-1 (3rd year)
 43-1 (3rd year overall)



Team Facts

City/Town: Royal Center
 County: Cass
 Superintendent: Charles Grable
 Principal: Jeremy Tucker
 Athletic Director: John Bingaman
 Head Coach: Adam Berry
 Asst. Coaches: David Gregorich, Steve Berkshire, Matt Vianco, Matt Gates, Aaron Kiser, Ryan Lewellen, Joshua Lytle, Jason Seward
 Student Managers: Emily Brooke, Rachel Miller, Gabrielle Falcon, Bryleigh Binney, John Ulery
 Offensive Formation: Wing-T
 Defensive Formation: 4-3
 Colors: Black and Gold
 Conference: Hoosier North
 Enrollment: 288
 Last Year's W-L Record: 15-0
 @BingPioPanAth1

Season Results (14-0)

8/17 at Lewis Cass W 44-0
 8/24 Winamac W 76-0
 8/31 LaVille W 66-19
 9/7 Caston W 78-0
 9/14 at North White W 78-0
 9/21 at Triton W 56-6
 9/28 at Knox W 36-0
 10/5 Culver Community W 72-0
 10/12 at North Judson-San Pierre W 36-0

Sectional

10/19 South Newton W 86-0
 10/26 at Carroll (Flora) W 74-0
 11/2 at Lafayette Central Catholic W 70-7

Regional

11/19 at Triton W 66-0

Semi-State

11/16 Adams Central W 38-7

DEPTH CHART Please list your two-deeps at each position.

Offense

Pos.	No.	Name
QB	4	Jack Burley Kiser
QB	1	Brock Robinson
FB	24	Danny Gregorich
FB	18	Kwintin Heiny
LHB	15	Addai Lewellen
LHB	10	Derek Wireman
RHB	14	Miles Von Tobel
RHB	5	Ezra Lewellen
TE	80	Dustin Sparks
TE	32	Koby James
SE	3	Calahan Kindley
SE	8	Brenton Mersch
LT	63	Keaton Schroder
LT	56	Brock Smith
LG	52	Gavin James
LG	58	Tyler Gaumer
C	64	Conner Walker
C	67	Markell Hill
RG	78	Brady Smith
RG	77	Mason Schnurpel
RT	68	Jonathan Beckley
RT	55	Daniel McKaig

Defense

Pos.	No.	Name
DL	64	Conner Walker
DL	77	Mason Schnurpel
DL	52	Gavin James
DL	68	Jonathan Beckley
DL	58	Tyler Gaumer
DL	55	Daniel McKaig
DL	78	Brady Smith
DL	57	Zac Taylor
LB	24	Danny Gregorich
LB	80	Dustin Sparks
LB	14	Miles Von Tobel
LB	10	Derek Wireman
LB	8	Brenton Mersch
LB	44	Wyatt Marshall
DB	4	Jack Burley Kiser
DB	3	Calahan Kindley
DB	15	Addai Lewellen
DB	63	Keaton Schroder
DB	5	Ezra Lewellen
DB	1	Brock Robinson
DB	32	Koby James
DB	20	Noah Pearson

Specialists

Pos.	No.	Name
Punter	4	Jack Burley Kiser
	15	Addai Lewellen
Kickoffs	15	Addai Lewellen
	51	Oscar Solano
Long Snapper	24	Danny Gregorich
	20	Noah Pearson
Punt Returns	4	Jack Burley Kiser
	5	Ezra Lewellen
Kickoff Returns	15	Addai Lewellen
	5	Ezra Lewellen

HEAD COACH PROFILE

Name: Adam Berry

Age: 31

Spouse's Name: Krystle Berry

Years Married: 7

Children's Names, Ages: Tate (5), Easton (2) & Ryker (1)

Current Occupation, Employer: Physical Education Teacher at Pioneer Junior-Senior High School

No. of Yrs.: 9

If a teacher, what subjects and grades do you teach: Physical Education (7-12)

Education

High School Attended, Year Graduated: Pioneer Junior-Senior High School (2006)

College Attended, Year Graduated: Ball State University (2010)

Degree(s) / Major: Bachelor of Arts in Elementary and Physical Education

Athletic Participation

Sport	High School Years (ie: 1972, 73)	College Years (ie: 1976, 77)
Football	2002-2005	
Basketball	2002-2006	
Baseball	2003-2006	

As a high school or college player, have you ever competed in a State or National Championship Event in any sport? If yes, please give details:

No

Coaching Experience (Football Only)

Years as Varsity Head Coach at Current School (ie: 5 years):	3 years
Actual Years as Varsity Head Coach at Current School (ie: 1996-2000):	2016-2018
Record as Varsity Head Coach at Current School:	43-1
Overall Varsity Head Coaching Record:	43-1
Do you coach any other sports at your school?	Junior High Track & Field

Please list below where you've coached during your career starting with your current position:

School	Head / Asst.	No. of Years (ie: 5)	Actual Years (ie: 1992-present)
Pioneer	Head	3	2016-2018
Pioneer	Assistant	2	2014-2015

Tournament Championships (As the Varsity Head Coach, list years your team won):

Sectional: 2016, 2017 & 2018

Regional: 2016, 2017 & 2018

Semi-State: 2016, 2017 & 2018

State Championship: 2017

Something Interesting About You Personally Or Professionally That People Might Not Know:

I was the varsity girls' basketball head coach at Pioneer Jr-Sr High School in 2015-16 and a varsity boys' baseball assistant coach at Pioneer Jr-Sr High School from 2011 to 2015,



North Vermillion Falcons

Class A



Lt.	Dk.	Name	Gr.	Ht.	Wt.	Position(s)
7	7	Carter Edney	9	5-9	180	QB/LB/K
10	10	Jonathon Kilgore	12	6-1	170	WR/DB
11	11	Brennan Ellis	11	5-10	165	QB/DB
12	12	Wyatt Reynolds	11	5-8	165	WR/LB
21	21	Lucas Cook	11	5-6	140	WR/DB
23	23	Klayton Bailey	10	5-9	155	WR/DB
24	24	Colby West	11	6-1	165	WR/DB
28	28	Kayden Aguirre	9	5-7	140	WR/DB
32	32	Dalton Thomas	9	5-5	140	WR/DB
34	34	Jon Martin	9	5-10	155	RB/DB
38	38	Brayden Schrader	9	5-6	155	WR/DB
40	40	Chance Shelton	10	5-7	150	WR/LB
42	42	Nick Myers	11	5-8	145	WR/LB
44	44	Corey Buchhaas	12	6-2	175	WR/LB
50	50	Derek Foncannon	12	6-3	235	OL/DL
51	51	Kale Flynn	11	5-8	175	OL/LB

Lt.	Dk.	Name	Gr.	Ht.	Wt.	Position(s)
52	52	Josh Little	11	5-8	175	OL/LB
54	54	Ethan Watson	11	5-9	190	OL/DL
60	60	Gage Dice	11	6-0	240	OL/DL
63	63	Elijah Appel	9	5-9	200	OL/DL
67	67	Chase Eastlund	11	5-8	175	OL/DL
70	70	Austin Sempsrott	10	6-5	275	OL/DL
71	71	Andrew Culbreath	12	6-1	195	OL/DL
72	72	Ethan Appel	11	5-6	250	OL/DL
74	74	Landyn Benskin	9	5-8	240	OL/DL
75	75	Weston Rowe	9	6-1	175	OL/DL
76	76	Gage Woodard	12	6-0	240	OL/DL
77	77	Blade Bridges	10	5-11	170	OL/DL
78	78	Matthew Jackson	10	6-5	275	OL/DL
81	81	Kirk Carron	12	5-9	160	WR/DB
82	82	Christian Myers	12	5-9	185	RB/DL
84	84	Andrew Martin	12	5-7	175	WR/LB

North Vermillion Falcons

Class A



Team Statistics

	North Vermillion	Opponents
Total Points / Points Per Game	403/29	252/18
First Downs / Per Game	240/17	199/14
Rushing Yards / Per Game	3449/247	2237/159
Passing Yards / Per Game	1585/114	1531/109
Total Yards / Per Game	5034/360	3768/269
Fumbles Recovered By	4	4
Intercepted By	15	12
Total Punts / Average Yards	25/30	40/30
Penalties / Yards	48/463	55/521

Individual Statistics

Scoring	G	TD	1-Pt.	2-Pt.	FG	TP	PPG
82 Christian Myers	14	19	0	2	0	116	8.3
11 Brennan Ellis	14	17	0	0	0	102	7.3
10 Jonathon Kilgore	14	13	0	0	0	78	5.6
44 Corey Buchhaas	14	6	0	0	0	36	2.6
12 Wyatt Reynolds	4	4	0	10	0	34	8.5

Rushing	G	Att.	Yds.	TD	YPG	YPC	Long
82 Christian Myers	14	264	1585	17	113.2	6.0	32
11 Brennan Ellis	14	192	1060	17	75.7	5.5	77
12 Wyatt Reynolds	4	70	514	4	128.5	7.3	13
10 Jonathon Kilgore	14	18	116	2	8.3	6.4	64
21 Lucas Cook	11	6	67	0	6.1	11.2	50

Passing	G	Comp.	Att.	Int.	TD	Yds.	YPG
11 Brennan Ellis	14	103	182	11	21	1585	113.2
32 Dalton Thomas	2	0	1	0	0	0	0.0

Receiving	G	Rec.	Yds.	TD	YPG	YPC	Long
10 Jonathon Kilgore	14	41	792	11	56.6	19.3	82
44 Corey Buchhaas	14	26	362	6	25.9	13.9	50
21 Lucas Cook	11	12	124	1	11.3	10.3	15
82 Christian Myers	14	11	148	2	10.6	13.5	20
81 Kirk Carron	14	7	118	1	8.4	16.9	50

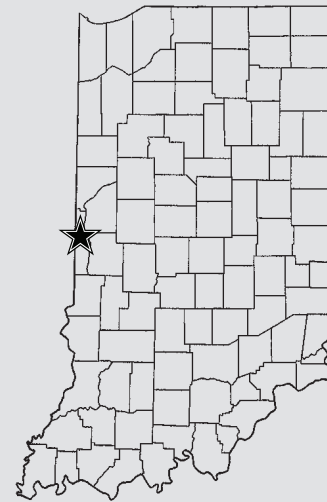
Defense	G	Tackles	For Loss	Sacks	INT	FF	FR
44 Corey Buchhaas	14	123	10	0	3	0	0
52 Josh Little	14	115	14	0	1	0	0
82 Christian Myers	14	85	24	9	0	1	2
10 Jonathon Kilgore	14	55	2	0	4	0	1
50 Derek Foncannon	14	39	2	1	0	0	0
76 Gage Woodard	14	37	2	0	0	0	0

State Finals History

State Champion: **(1)** 2014 (A)
 Appearances: **(2)** 2014 (A), 2018 (A)



Brian Crabtree
 Head Coach
 77-12 (7th year)
 112-51 (14th year overall)



Team Facts

City/Town: Cayuga
 County: Vermillion
 Superintendent: Dan Nelson
 Principal: Kyle Jarman
 Asst. Principal: Kristin Crabtree
 Athletic Director: Martin Brown
 Asst. Athletic Director: Joseph Culbreath
 Head Coach: Brian Crabtree
 Asst. Coaches: Ben Blank, Robby Davis, Hank Lopez, Joseph Culbreath, Richard Crabtree, Abbott Dowers
 Student Managers: Kirstin Ellis, McKenzie Crowder, Isabelle Holtkamp
 Ball Boys: Harrison Holtkamp, Atticus Blank, Jeremiah Ziebart
 Offensive Formation: Multiple Spread
 Defensive Formation: 4-3
 Colors: Royal Blue and White
 Conference: Wabash River
 Enrollment: 240
 Last Year's W-L Record: 6-4
 @NVAthletics1

Season Results (13-1)

8/18 Evansville Bosse W 35-27
 8/14 South Vermillion W 32-23
 9/1 at Covington (2OT) W 28-25
 9/7 at Linton-Stockton L 34-7
 9/14 at Riverton Parke W 48-6
 9/21 Attica W 27-22
 9/28 at Parke Heritage W 36-27
 10/5 Fountain Central W 35-28
 10/12 at Seeger W 47-12

Sectional

10/19 Riverton Parke W 44-7
 10/26 Seeger W 35-14
 11/2 at Attica W 22-6

Regional

11/9 North Central(Farmersburg) W 34-14

Semi-State

11/16 at Indianapolis Lutheran W 14-7

DEPTH CHART Please list your two-deeps at each position.

Offense

Pos.	No.	Name
QB	11	Brennan Ellis
QB	10	Jonathon Kilgore
RB	82	Christian Myers
RB	12	Wyatt Reynolds
WR	11	Jonathon Kilgore
WR	44	Corey Buchhaas
WR	81	Kirk Carron
WR	21	Lucas Cook
WR	12	Wyatt Reynolds
WR	24	Colby West
LT	52	Josh Little
LT	71	Andrew Culbreath
LG	76	Gage Woodard
LG	67	Chase Eastlund
C	51	Kale Flynn
C	78	Matthew Jackson
RG	50	Derek Foncannon
RG	60	Gage Dice
RT	54	Ethan Watson
RT	71	Andrew Culbreath

Defense

Pos.	No.	Name
DE	67	Chase Eastlund
DE	82	Christian Myers
DE	7	Carter Edney
DE	75	Weston Rowe
DT	60	Gage Dice
DT	76	Gage Woodard
DT	50	Derek Foncannon
DT	78	Matthew Jackson
LB	12	Wyatt Reynolds
LB	44	Corey Buchhaas
LB	52	Josh Littleba
LB	51	Kale Flynn
LB	7	Carter Edney
LB	84	Andrew Martin
CB	11	Brennan Ellis
CB	21	Lucas Cook
CB	81	Kirk Carron
CB	24	Colby West
S	10	Jonathon Kilgore
S	11	Brennan Ellis

Specialists

Placekicker	7	Carter Edney
Kickoffs	7	Carter Edney
Long Snapper	44	Corey Buchhaas
Holder	81	Kirk Carron
Punt Returns	11	Jonathon Kilgore
	21	Lucas Cook
Kickoff Returns	11	Jonathon Kilgore
	21	Lucas Cook
Punter	11	Brennan Ellis

HEAD COACH PROFILE

Name: Brian Crabtree

Age: 41

Spouse's Name: Kristin Crabtree

Years Married: 18

Children's Names, Ages: Tycee 14, Baylee 12, McKinlee 4

Current Occupation, Employer: North Vermillion High School

No. of Yrs.: 7

If a teacher, what subjects and grades do you teach: Advanced Physical Education, Grades 9-12

Education

High School Attended, Year Graduated: North Daviess High School 1996

College Attended, Year Graduated: Anderson University 1996; University of Southern Indiana 1997-2002

Degree(s) / Major: B.S. Physical Education

Athletic Participation

Sport	High School Years (ie: 1972, 73)	College Years (ie: 1976, 77)
Football	1992, 93, 94, 95	1996
Baseball	1995, 96	
Track and Field	1992, 93, 94, 95	

As a high school or college player, have you ever competed in a State or National Championship Event in any sport? If yes, please give details: No

Coaching Experience (Football Only)

Years as Varsity Head Coach at Current School (ie: 5 years):	7
Actual Years as Varsity Head Coach at Current School (ie: 1996-2000):	2012-2018
Record as Varsity Head Coach at Current School:	77-12
Overall Varsity Head Coaching Record:	112-51
Do you coach any other sports at your school?	No

Please list below where you've coached during your career starting with your current position:

School	Head / Asst.	No. of Years (ie: 5)	Actual Years (ie: 1992-present)
North Vermillion	Head	7	2012-2018
North Putnam	Head	1	2011
North Central	Head	6	2005-2011
Monrovia	Asst.	3	2002-2005
Evansville North	Asst.	1	2001
Tecumseh	Asst.	3	1997-2000

Tournament Championships (As the Varsity Head Coach, list years your team won):

Sectional: 2012, 2014, 2015, 2018

Regional: 2014, 2015, 2018

Semi-State: 2014, 2018

State Championship: 2014

Something Interesting About You Personally Or Professionally That People Might Not Know: Spending time with my family and watching Ohio State Football.



Eastbrook Panthers

Class 2A



Lt.	Dk.	Name	Gr.	Ht.	Wt.	Position(s)	Lt.	Dk.	Name	Gr.	Ht.	Wt.	Position(s)
2	2	Zane Shilts	12	6-0	145	K	51	51	Braxton Helms	9	5-11	245	OL/DL
3	3	Kaitlyn Lopez	10	5-5	125	WR/DB	53	53	Joshua Pluimer	12	6-3	250	OL/DL
6	6	Jonathan Bole	10	5-9	146	RB/CB	54	54	Gabriel Sanchez	11	5-8	180	OL/DL
7	7	Raef Biddle	9	5-4	100	WR/DB	57	57	Anthony Myers	10	5-9	145	OL/DL
8	8	Hayden Raikes	10	6-2	150	RB/LB	57	57	Jacob Clupper	12	6-0	200	OL/DL
9	9	Wyatt Stephenson	11	5-6	160	FB/LB	58	58	Jaren Clupper	9	5-7	175	OL/DL
11	11	Justen Mantz	12	5-10	155	RB/LB	58	58	Kam McGriff	11	5-9	215	OL/DL
12	12	Alden Miller	10	6-0	160	QB/DB	59	59	Isaac Roush	12	5-10	160	OL/DE
13	13	Brandon Wolfgang	10	5-8	155	WR/DB	60	60	Jake Donaldson	11	5-10	260	OL/DL
14	14	Brody Brodkorb	9	5-11	135	QB/DE	61	61	Brandon Davis	12	5-9	180	OL/DL
15	15	Justin Singer	12	5-10	160	RB/DB	62	62	Jonathan Delaporte	10	5-9	225	OL/DL
16	16	Dylan Bragg	11	5-11	170	QB/DE	64	64	Tyler Follis	10	5-9	200	OL/DL
18	18	Mason Hale	12	6-0	185	QB/DB	65	65	Gage Bradley	12	6-1	190	OL/DL
20	20	Mike Friedrichsen	11	5-9	130	WR/DB	66	66	Dylan Dearth	11	5-10	230	OL/DL
21	21	Zeke Binker	11	5-11	160	RB/DB	67	67	Parker Kelly	11	5-11	200	OL/DL
22	22	Isaiah Dalton	9	5-7	140	RB/LB	68	68	Michael Zolman	9	5-7	185	OL/DL
24	24	Xaine Kirby	12	5-8	180	FB/LB	68	68	Klayton Kitts	11	5-8	215	OL/DL
25	25	Drew Cochran	12	5-10	195	FB/LB	70	70	Blake Thomas	10	6-2	265	OL/DL
26	26	Jackson Ailstock	11	5-7	160	WR/DB	72	72	Josh Rogers	12	5-9	185	OL/DL
28	28	Edward Keasling	12	5-7	170	RB/DB	73	73	Aidan Stuber	9	5-7	175	OL/DB
29	29	Jarek Castillo	9	5-4	110	WR/DB	75	75	Isaac Rans	9	5-10	150	OL/DL
30	30	Cole Knight	9	5-0	105	WR/DB	76	76	Knute Ripperger	12	5-10	215	OL/DL
32	32	Braxton Bowser	9	5-0	155	TE/DE	77	77	Cole Ewbank	10	6-1	240	OL/DL
36	36	Lucas Shilts	9	6-0	155	K	78	78	Cobee Rice	11	6-4	275	OL/DL
37	37	Logan Collins	9	5-5	150	RB/LB	79	79	Jacob McCoy	11	6-2	320	OL/DL
42	42	Dylan Joseph	12	5-10	160	WR/DB	79	79	Austin Castillo	12	5-11	215	OL/DL
44	44	Malijah Foust	11	6-0	170	FB/LB	80	80	Austin Hollars	10	6-4	185	TE/DE
45	45	Justin Starr	10	6-0	205	FB/LB	81	81	Luke Boren	12	6-0	160	WR/DB
47	47	Jason Hale	9	5-9	160	FB/LB	82	82	Jaquan Solomon	12	5-9	165	WR/DB
48	48	Deven Fear	12	5-6	150	WR/DB	83	83	Schuyler Ashley	9	5-1	110	WR/DB
49	49	Clay Dalton	12	6-1	205	TE/LB	84	84	Alex Baker	11	6-5	180	TE/DE
50	50	Ryan Slater	10	5-9	160	OL/DE	88	88	Cole Keasling	12	5-9	185	OL/DE

Eastbrook Panthers

Class 2A



Team Statistics

	Eastbrook	Opponents
Total Points / Points Per Game	614/43.9	205/14.6
First Downs / Per Game	307/21.92	195/13.92
Rushing Yards / Per Game	5014/358.14	1688/120.57
Passing Yards / Per Game	635/45.35	1756/125.42
Total Yards / Per Game	5645/403.214	3444/246
Fumbles Recovered By	16	12
Intercepted By	12	2
Total Punts / Average	22/34.9	63/28.5
Penalties / Yards	84/690	61/475

Individual Statistics

Scoring	G	TD	1-Pt.	2-Pt.	FG	TP	PPG
24 Xaine Kirby	14	23	0	0	0	138	9.8
28 Edward Keasling	14	23	0	0	0	138	9.8
2 Zane Shilts	14	0	74	0	5	89	6.3
15 Justin Singer	14	13	0	0	0	78	5.5
49 Clay Dalton	14	6	0	0	0	36	2.5

Rushing	G	Att.	Yds.	TD	YPG	YPC	Long
24 Xaine Kirby	14	234	1873	23	133.8	8.0	N/A
15 Justin Singer	14	107	935	13	66.8	8.7	N/A
28 Edward Keasling	14	82	570	20	40.7	7.0	N/A
16 Dylan Bragg	14	84	527	4	37.6	6.3	N/A
9 Wyatt Stephenson	14	56	376	4	26.9	6.7	N/A

Passing	G	Comp.	Att.	Int.	TD	Yds.	YPG
16 Dylan Bragg	14	14	24	1	6	390	27.8
18 Mason Hale	14	16	27	1	3	247	17.6

Receiving	G	Rec.	Yds.	TD	YPG	YPC	Long
49 Clay Dalton	14	16	323	5	23.1	20.2	N/A
28 Edward Keasling	14	3	110	1	7.9	36.7	N/A
24 Xaine Kirby	14	5	92	1	6.6	18.4	N/A
84 Alex Baker	14	2	51	1	3.6	25.5	N/A
81 Luke Boren	14	1	37	1	2.6	37.0	N/A

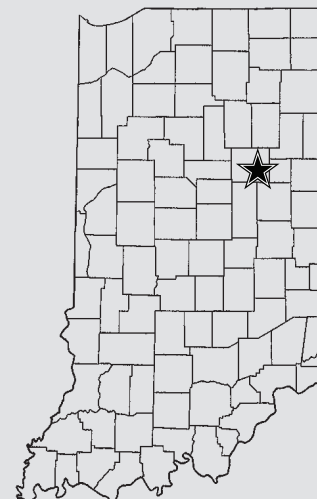
Defense	G	Tackles	For Loss	Sacks	INT	FF	FR
18 Mason Hale	14	109.0	16	4	1	0	5
49 Clay Dalton	14	100.0	14	2	1	0	3
26 Jackson Ailstock	14	78.0	5	1	3	0	3
84 Alex Baker	14	72.5	12	5	1	0	3
24 Xaine Kirby	14	69.5	11	3	0	0	2
72 Josh Rogers	14	61.5	7	0	0	0	1

State Finals History

Runner-Up: (2) 2004 (2A), 2016 (2A)
 Appearances: (3) 2004 (2A), 2016 (2A), 2018 (2A)



Jeff Adamson
 Head Coach
 268-85 (30th year)
 268-85 (30th year overall)



Team Facts

City/Town: Marion
 County: Grant
 Superintendent: Brett Garrett
 Principal: Pat McLaughlin
 Athletic Director: Brad Yordy
 Head Coach: Jeff Adamson
 Assistant Coaches: Nate Brown, Harold Coates, Stu Goble, Todd Farr, Jeff Liddick, Pat McLaughlin, Dallas Street, Joe Lochner, Anthony Adamson
 Student Managers: Sophia Ralston, Kalli Fairbanks, Robin Russell, Victoria Crago
 Offensive Formation: Spread Option
 Defensive Formation: 3-3
 Colors: Black and Red
 Conference: Central Indiana
 Enrollment: 496
 Last Year's W-L Record: 12-1
 @ECSC_Panthers

Season Results (13-1)

8/17 Norwell W 30-13
 8/24 Delta W 28-6
 8/31 at Madison-Grant W 61-0
 9/7 at Mississinewa L 28-34
 9/15 Oak Hill W 52-20
 9/21 Frankton W 63-0
 9/28 at Alexandria W 54-13
 10/5 Blackford W 21-0
 10/12 Elwood W 67-6
Sectional
 10/19 Oak Hill W 49-14
 10/26 at Rochester W 48-20
 11/2 Lewis Cass W 27-25
Regional
 11/9 at Lapel W 52-21
Semi-State
 11/16 Bremen W 34-33

DEPTH CHART Please list your two-deeps at each position.

Offense

Pos.	No.	Name
QB	18	Mason Hale
QB	16	Dylan Bragg
FB	24	Xaine Kirby
FB	25	Andrew Cochran
Slot	15	Justin Singer
Slot	11	Justen Mantz
Slot	28	Edward Keasling
Slot	21	Zeke Binkered
TE	49	Clay Dalton
TE	84	Alex Baker
T	78	Cobee Rice
T	70	Blake Thomas
G	54	Gabe Sanchez
G	64	Jake Donaldson
C	61	Brandon Davis
C	50	Ryan Slater
G	57	Jacob Clupper
G	68	Klayton Kitts
T	53	Josh Pluimer
T	76	Knute Ripperger
SE	26	Jackson Ailstock
SE	81	Luke Boren

Specialists

Pos.	No.	Name
Punter	2	Zane Shilts
	53	Josh Pluimer
Placekicker	3	Zane Shilts
	36	Lucas Shilts
Kickoffs	3	Zane Shilts
	36	Lucas Shilts
Long Snapper	81	Luke Boren
	18	Mason Hale
Holder	18	Mason Hale
	12	Aldon Miller
Punt Returns	15	Justin Singer
	21	Zeke Binkered

Kickoff Returns	16	Justin Singer
	21	Zeke Binkered

Defense

Pos.	No.	Name
T	72	Josh Rogers
T	76	Knute Ripperger
N	61	Brandon Davis
N	54	Gabe Sanchez
T	64	Jake Donaldson
T	57	Clayton Kitts
DE	18	Mason Hale
DE	16	Dylan Bragg
DE	84	Alex Baker
DE	59	Isaac Roush
MLB	24	Xaine Kirby
MLB	45	Justin Starr
OLB	49	Clay Dalton
OLB	11	Justen Mantz
OLB	25	Andrew Cochran
OLB	9	Wyatt Stephenson
S	26	Jackson Ailstock
S	21	Zeke Binkered
C	28	Edward Keasling
C	81	Luke Boren
C	15	Justin Singer
C	47	Dylan Joseph

HEAD COACH PROFILE

School:	Eastbrook High School
Name:	Jeff Adamson
Age:	55
Spouse's Name:	Kandi Adamson
Years Married:	31
Children's Names, Ages:	Anthony Adamson 29 (Son), Sarah Gressley 25 (Daughter), Seth Gressley 25 (Son-in-law), Nora Gressley (Granddaughter), Jeremy Porter 27 (Son)
Current Occupation, Employer:	Assistant Principal, Eastbrook High School
No. of Yrs.:	32
If a teacher, what subjects and grades do you teach:	Former Social Studies, Now Assistant Principal

Education	
High School Attended, Year Graduated:	Eastbrook High School 1982
College Attended, Year Graduated:	Manchester College 1986, Ball State University 2008
Degree(s) / Major:	Social Studies Education

Athletic Participation		
Sport	High School Years (ie: 1972, 73)	College Years (ie: 1976, 77)
Football	1978-81	1982-85
Wrestling	1979-82	1982-82
Baseball	1979-82	

As a high school or college player, have you ever competed in a State or National Championship Event in any sport? If yes, please give details:
Coach Adamson and the Eastbrook Panthers were Runner-Up in the State Finals in 2004 & 2016.

Coaching Experience (Football Only)	
Years as Varsity Head Coach at Current School (ie: 5 years):	30 years
Actual Years as Varsity Head Coach at Current School (ie: 1996-2000):	1989-present
Record as Varsity Head Coach at Current School:	267-85
Overall Varsity Head Coaching Record:	267-85
Do you coach any other sports at your school?	No

Please list below where you've coached during your career starting with your current position:			
School	Head / Asst.	No. of Years (ie: 5)	Actual Years (ie: 1992-present)
Eastbrook High School	9th Grade	2	1987-1988
Eastbrook High School	Head Coach	29	1989-Present

Tournament Championships (As the Varsity Head Coach, list years your team won):	
Sectional:	93,94,97,99,01,02,03,04,05,09,12,16,17,18
Regional:	99,01,04,16, 17,18
Semi-State:	04,16,18
State Championship:	

Something Interesting About You Personally or Professionally That People Might Not Know:
PAST PRESIDENT OF THE INDIANA FOOTBALL COACHES ASSOCIATION, NORTH ALL STAR HEAD COACH (2002), MANCHESTER COLLEGE ALUMNI COACH OF THE YEAR, INDUCTED INTO GRANT COUNTY SPORTS HALL OF FAME.



Western Boone Stars

Class 2A



<i>Lt.</i>	<i>Dk.</i>	<i>Name</i>	<i>Gr.</i>	<i>Ht.</i>	<i>Wt.</i>	<i>Position(s)</i>	<i>Lt.</i>	<i>Dk.</i>	<i>Name</i>	<i>Gr.</i>	<i>Ht.</i>	<i>Wt.</i>	<i>Position(s)</i>
2	2	Devin Weakley	12	5-7	155	RB/LB	50	50	Michael Rice	12	6-1	270	OL/DL
5	5	Pat Shallenberger Jr	12	6-2	200	WR/DL	51	51	Caleb Freeman	11	6-2	205	OL/DL
7	7	Spencer Wright	11	6-0	170	QB	52	52	Dominic Mickschl	10	6-3	180	OL/DL
8	8	Luke Marsh	10	5-8	160	DB/LB	54	54	Casey Foster	11	6-0	255	OL/DL
10	10	Reece Durbin	10	5-9	150	WR/DB	56	56	Sam Wilkinson	12	6-0	260	OL
11	11	Mitch Miller	9	5-8	145	WR/DB	57	57	Qwinten Ryan	9	6-0	145	WR/DB
13	13	Logan Benson	12	6-2	170	WR/DB	58	58	Jake Jones	11	6-1	220	OL/DL
15	15	Lucas Kernodle	11	5-1	170	WR/OLB	60	60	Max Johnson	11	6-0	260	OL/DI
16	16	Brett Wethington	11	6-0	210	RB/LB	61	61	Joshua Fennell	12	5-5	200	OL
18	18	Peyton Young	12	5-0	170	WR/DB	62	62	Andrew Coppock	10	5-7	185	OL/DL
20	20	Dillon Brown	12	5-7	160	RB/LB	65	65	Will Barta	9	5-5	155	OL
21	21	Joe Hendrix	12	5-0	165	WR	66	66	Tyler Koch	9	6-0	180	OL/DL
22	22	Casey Baird	9	5-6	145	WR/DB	67	67	Tyler Latham	9	5-8	180	OL/DL
23	23	Andrew McAtee	12	6-2	200	WR/OLB	72	72	Sam Biggs	10	5-10	240	OL/DL
24	24	Connor Hole	11	5-10	175	WR/DB	73	73	Dane Williamson	9	5-6	160	OL
30	30	Caleb Irion	11	5-10	160	RB/LB	74	74	Zachary Hammon	10	5-5	180	OL/DL
31	31	Clayton Hysong	10	6-0	165	WR/OLB	75	75	Deetz Holdrof	12	6-1	185	OL/DL
32	32	Josh Benson	11	5-10	170	OLB	79	79	Brian Sheets	10	5-10	270	OL/DL
33	33	Cortez Stoudemire	11	5-10	160	DB	80	80	Jayson Baker	11	5-9	155	WR/DB
34	34	Elliott Young	9	5-5	150	QB/K	81	81	Derek Alexander	9	5-5	135	OL/DL
35	35	Jaden Bailey	10	5-5	135	WR/DB	82	82	Trent Christner	11	6-2	175	WR/DB
36	36	Kruze Washington	12	5-9	200	RB	84	84	Austin Bowman	10	5-10	160	WR/DB
40	40	Austin Litton	11	5-11	145	WR/DB	85	85	Connor Garrity	10	6-0	165	WR/OLB
41	41	Bobby Taylor	10	5-6	180	RB/LB	86	86	Keith Hawkins	9	5-9	140	WR/DB
42	42	Garrett Luper	10	5-10	150	WR/OLB	87	87	Noah McLendon	12	6-2	180	WR/DI
44	44	Blake Culley	10	5-10	150	QB	88	88	Jacob Hendricks	9	5-3	110	WR/DB
46	46	Logan Black	11	5-10	165	LB	89	89	Jordan Gross	9	5-11	135	WR/DB

Western Boone Stars

Class 2A



Team Statistics

	Western Boone	Opponents
Total Points / Points Per Game	583/41.6	1017/7.2
First Downs / Per Game	N/A	N/A
Rushing Yards / Per Game	3550/253.6	723/51.6
Passing Yards / Per Game	2179/155.6	1156/82.6
Total Yards / Per Game	5729/409.2	1879/134.2
Fumbles Recovered By	20	5
Intercepted By	21	6
Total Punts / Average	16/30.4	N/A
Penalties / Yards	N/A	N/A

Individual Statistics

Scoring	G	TD	1-Pt.	2-Pt.	FG	TP	PPG
36 Kruze Washington	13	16	0	0	0	96	7.4
21 Joe Hendrix	13	13	0	0	0	78	6.0
16 Brett Wethington	14	11	0	8	0	66	5.3
20 Dillon Brown	10	8	0	2	0	50	5.0
15 Lucas Kernodle	13	10	0	2	0	62	4.8

Rushing	G	Att.	Yds.	TD	YPG	YPC	Long
36 Kruze Washington	13	104	977	14	75.2	9.4	74
16 Brett Wethington	14	98	757	10	54.1	7.7	71
20 Dillon Brown	10	55	348	8	34.8	6.3	27
7 Spencer Wright	14	81	441	9	31.5	5.4	47
41 Bobby Taylor	8	38	243	3	30.4	6.4	28

Passing	G	Comp.	Att.	Int.	TD	Yds.	YPG
7 Spencer Wright	14	120	185	5	27	2139	152.8
44 Blake Culley	5	2	7	0	1	28	5.6
34 Elliott Young	12	2	3	0	0	12	1.0

Receiving	G	Rec.	Yds.	TD	YPG	YPC	Long
21 Joe Hendrix	13	35	845	11	65.0	24.1	60
13 Logan Benson	13	30	507	6	39.0	16.9	54
15 Lucas Kernodle	13	28	329	6	25.3	11.8	35
87 Noah McLendon	12	16	264	0	22.0	16.5	29
36 Kruze Washington	13	6	63	1	4.8	10.5	23

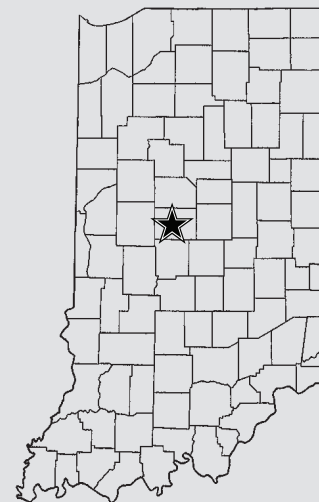
Defense	G	Tackles	For Loss	Sacks	INT	FF	FR
2 Devin Weakley	14	154	23	6/42	0	0	1
24 Connor Hole	14	81	3	0/0	4	0	1
16 Brett Wethington	14	78	15	2/11	1	0	0
32 Josh Benson	14	75	14	3/21	1	0	0
75 Deetz Holdorf	13	73	23	5/44	0	0	4
5 Pat Shallenberger Jr	14	67	16	5/40	1	0	5

State Finals History

State Champion: **(1)** 1988 (2A)
 Runner-Up: **(1)** 1998 (2A)
 Appearances: **(3)** 1988 (2A), 1998 (2A), 2018 (2A)



Justin Pelley
 Head Coach
 52-19 (6th year)
 52-19 (6th year overall)



Team Facts

City/Town: Thorntown
 County: Boone
 Superintendent: Rob Ramey
 Principal: Brent Miller
 Athletic Director: Jeremy Dexter
 Asst. Athletic Director: Luke Pearson
 Head Coach: Justin Pelley
 Assistant Coaches: Travis Brunes, Jayme Comer, Matthan Gadbury, Luke Pearson, Ryan Baird, Jeremiah Crouch, Denny Pelley, Kaleb McCloskey
 Trainer: Courtney Crabtree
 Student Managers: Timmy Gillihan, Dillon Gillihan, Erin Aliff, Cassidy Gillette, Mackenzie Covington, Victoria Grimes, Kaley Hawkins, Luci Nicley
 Offensive Formation: Spread
 Defensive Formation: 3-4
 Colors: Red, White, and Blue
 Conference: Sagamore
 Enrollment: 532
 Last Year's W-L Record: 9-4
 @WeBoAthletics

Season Results (14-0)

8/17 at Sheridan W 50-12
 8/24 Harrison (West Lafayette) W 26-0
 8/31 at Crawfordsville W 69-0
 9/7 at Tri-West W 7-0
 9/14 North Montgomery W 60-14
 9/21 at Frankfort W 57-0
 9/28 Southmont W 53-7
 10/5 Danville W 46-6
 10/12 at Lebanon W 34-20

Sectional

10/19 at Indpls. George Washington W 49-0
 10/26 Tipton W 28-20
 11/2 North Putnam W 49-8

Regional

11/9 at Indpls. Scecina Memorial W 19-7

Semi-State

11/17 Southridge W 48-7

DEPTH CHART Please list your two-deeps at each position.

Offense

Pos.	No.	Name
QB	7	Spencer Wright
	18	Peyton Young
RB	36	Kruze Washington
	16	Brett Wethington
WR	13	Logan Benson
	5	Pat Shallenberger
WR	87	Noah McLendon
	23	Andrew McAtee
WR	21	Joe Hendrix
	18	Peyton Young
WR	15	Luke Kernodle
	24	Connor Hole
LT	60	Max Johnson
	51	Caleb Freeman
LG	50	Michael Rice
	61	Josh Fennell
C	54	Casey Foster
	56	Sam Wilkinson
RG	56	Sam Wilkinson
	75	Deetz Holdorf
RT	58	Jake Jones
	51	Caleb Freeman

Defense

Pos.	No.	Name
LB	2	Devin Weakley
	20	Dillon Brown
LB	16	Brett Wethington
	8	Luke Marsh
OLB	23	Andrew McAtee
	15	Luke Kernodle
OLB	32	Josh Benson
	15	Luke Kernodle
C	33	Cortez Stoudemire
	13	Logan Benson
C	8	Luke Marsh
	13	Logan Benson
FS	18	Peyton Young
	13	Logan Benson
SS	24	Connor Hole
	33	Cortez Stoudemire
DT	5	Pat Shallenberger
	75	Deetz Holdorf
N	51	Caleb Freeman
	50	Michael Rice
RT	75	Deetz Holdorf
	60	Max Johnson

Specialists

Pos.	No.	Name
Punter	18	Peyton Young
Placekicker	34	Elliot Young
Kickoffs	18	Peyton Young
Long Snapper	8	Luke Marsh
Holder	11	Mitch Miller
Punt Returns	18	Peyton Young
Kickoff Returns	36	Kruze Washington
	21	Joe Hendrix

HEAD COACH PROFILE

Name: Justin Pelley

Age: 37

Spouse's Name: Jenni

Years Married: 10

Children's Names, Ages: Rylee 9, Ashton 7, Turner 5

Current Occupation, Employer: Western Boone Jr. Sr. High School

No. of Yrs.: 6

If a teacher, what subjects and grades do you teach: Guidance Counselor

Education

High School Attended, Year Graduated: Speedway High School 1999

College Attended, Year Graduated: Hanover College 2003

Degree(s) / Major: Bachelor of Arts; Major: English

Athletic Participation

Sport	High School Years (ie: 1972, 73)	College Years (ie: 1976, 77)
Football	96, 97, 98	99, 2000, 01, 02
Basketball	97, 98, 99	
Baseball	97, 98, 99	

As a high school or college player, have you ever competed in a State or National Championship Event in any sport? If yes, please give details: No

Coaching Experience (Football Only)

Years as Varsity Head Coach at Current School (ie: 5 years): 6 years

Actual Years as Varsity Head Coach at Current School (ie: 1996-2000): 6 years

Record as Varsity Head Coach at Current School: 52-19

Overall Varsity Head Coaching Record: 52-19

Do you coach any other sports at your school? No

Please list below where you've coached during your career starting with your current position:

School	Head / Asst.	No. of Years (ie: 5)	Actual Years (ie: 1992-present)
Western Boone	Head Coach	6	2013-present
Brownsburg High School	Asst.	7	2006-2012
Mooreville High School	Asst.	1	2005
Hanover College	Asst.	2	2003-04

Tournament Championships (As the Varsity Head Coach, list years your team won):

Sectional: 2017, 2018

Regional: 2018

Semi-State: 2018

State Championship:

Something Interesting About You Personally Or Professionally That People Might Not Know:

I have grown up around Indiana High School football my whole life as my father (Denny Pelley) was a long time head coach at Mooreville High School and then Speedway High School up until from 1974-2014. I now have had the privilege to coach alongside my father for the past 5 years as he works with our D-Lineman.



West Lafayette Red Devils

Class 3A



Lt.	Dk.	Name	Gr.	Ht.	Wt.	Position(s)
2	2	Joey Kidwell	12	5-11	224	LB
3	3	Colin Martin	10	5-10	185	QB/LB
4	4	Ben Szymanski	12	6-0	188	DL
6	6	Nelson Mbongo	12	6-5	193	WR/DB
7	7	Kyle Hazell	12	6-0	157	WR/DB
8	8	Caleb Krockover	11	5-7	173	K
9	9	Freddie Williams	12	5-11	150	DB
10	10	Nate Brown	9	5-11	150	QB/LB
12	12	Kyle Adams	11	6-0	164	QB
14	14	Yanni Karlaftis	10	6-4	202	WR/LB
16	16	Sam Schott	10	6-0	167	WR/DB
17	17	Corey Adams	9	6-1	167	WR/DB
18	18	Sage Hood	12	6-0	207	RB
19	19	Quin Custer	9	5-8	125	WR/DB
20	20	Nolan Jacobs	10	5-10	178	RB/LB
21	21	Harrison Truitt	11	6-5	175	WR/DB
22	22	RJ Erb	12	6-0	163	WR/DB
23	23	Justin Vasili	12	5-10	195	LB
25	25	Cannon Melchi	9	5-10	137	WR/DB
26	26	Ross Brummet	10	5-9	160	WR/LB
27	27	Keegan Adams	10	5-10	159	LB
28	28	Spencer Blankman	11	5-9	183	WR
31	31	Ho Jun Yun	11	5-9	170	LB
32	32	Sam Montes	11	5-10	153	WR/DB
33	33	Drew Folkers	9	5-4	108	WR/DB
34	34	Brice Rider	9	5-10	156	RB/LB
35	35	Gabe Klinker	12	5-11	176	WR/DB
42	42	Shane Collins	11	5-10	157	DL
43	43	JT Downey	9	6-0	156	WR/LB

Lt.	Dk.	Name	Gr.	Ht.	Wt.	Position(s)
44	44	Connor Barket	9	5-11	172	WR/DL
50	50	Mariere Omonode	9	6-0	218	OL/LB
51	51	Ian Dufair	10	6-2	179	OL/DL
52	52	Tavion Woodard	12	6-6	198	OL/DL
53	53	Jonathan Eyman	10	6-1	176	OL/DL
54	54	Amir Crockett	10	5-11	144	OL/DL
55	55	Samir Ahsan	12	5-11	185	OL/LB
56	56	Nick Levek	9	5-11	175	OL/DL
57	57	Joey Siciliano	10	5-10	184	OL/LB
58	58	Lamont Johnson	11	5-8	190	OL/LB
60	60	Seif Benjemia	12	6-3	301	OL/DL
61	61	Nate Hendrick	12	6-2	200	OL/DL
64	64	Jack McCain	12	6-4	225	OL/DL
66	66	Jonathan Llamas	9	5-8	144	OL/LB
67	67	Robert Nagy	9	6-0	150	OL/LB
68	68	Joey Gavin	11	5-10	190	OL/LB
71	71	Aidan Sturgeon	11	6-4	220	OL
72	72	Dax Dombkowski	9	5-7	201	OL/DL
74	74	D'Andre Douglas	10	6-5	365	OL/DL
76	76	Sam Schaber	10	5-6	175	OL/DL
78	78	James Richards	11	6-3	215	OL
81	81	Jayce Flannelly	11	5-8	146	LB
83	83	Owen Taylor	10	6-0	136	WR/DB
84	84	Lucas Carpenter	9	5-9	129	WR/DB
85	85	Jian Fei Turrell	9	5-11	130	P
88	88	George Karlaftis	12	6-5	264	DL
89	89	Jaxon Deutsch	9	5-6	124	WR/DB

West Lafayette Red Devils

Class 3A



Team Statistics

	West Lafayette	Opponents
Total Points / Points Per Game	69/49.3	15/10.7
First Downs / Per Game	304/21.7	151/10.8
Rushing Yards / Per Game	2491/177.9	1283/91.6
Passing Yards / Per Game	3929/280.6	1289/92
Total Yards / Per Game	6420/458.6	2572/183.7
Fumbles Recovered By	16	9
Intercepted By	10	18
Total Punts / Average	29/38.1	73/29.2
Penalties / Yards	108/979	92/761

Individual Statistics

Scoring	G	TD	1-Pt.	2-Pt.	FG	TP	PPG
18 Sage Hood	14	34	0	0	0	204	14.6
8 Caleb Krockover	14	0	84	0	12	96	6.9
22 RJ Erb	14	11	0	0	0	66	4.7
7 Kyle Hazell	14	10	0	0	0	60	4.3
21 Harrison Truitt	14	9	0	0	0	54	3.9

Rushing	G	Att.	Yds.	TD	YPG	YPC	Long
18 Sage Hood	14	269	1604	27	114.6	6.0	69
12 Kyle Adams	14	58	311	6	22.2	5.4	41
34 Brice Rider	14	60	264	3	18.9	4.4	33
28 Spencer Blankman	14	31	195	2	13.9	6.3	28
20 Nolan Jacobs	4	7	91	0	6.5	13.0	48

Passing	G	Comp.	Att.	Int.	TD	Yds.	YPG
12 Kyle Adams	14	240	363	10	43	3469	247.8
10 Nate Brown	8	25	30	0	4	333	23.8
18 Sage Hood	14	5	8	0	0	87	6.2

Receiving	G	Rec.	Yds.	TD	YPG	YPC	Long
22 RJ Erb	14	97	981	11	70.1	10.1	42
7 Kyle Hazell	14	42	803	10	57.4	19.1	58
21 Harrison Truitt	14	44	719	8	51.4	16.3	94
18 Sage Hood	14	26	464	7	33.1	17.8	47
28 Spencer Blankman	14	34	370	5	26.4	10.9	65

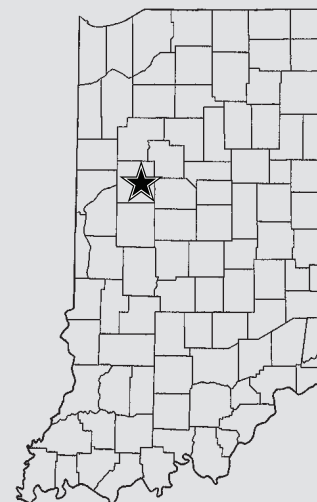
Defense	G	Tackles	For Loss	Sacks	INT	FF	FR
88 George Karlaftis	14	106	56.0	17.5	0	2	1
58 Lamont Johnson	14	103	12.0	2.0	1	2	1
14 Yanni Karlaftis	14	98	13.0	0.0	2	0	3
2 Joey Kidwell	14	85	16.5	3.0	0	1	1
31 Ho Jun Yun	13	83	10.0	0.0	1	0	1
52 Tavion Woodard	14	71	19.0	2.5	0	0	3

State Finals History

State Champion: **(2)** 1993 (2A), 2009 (3A)
 Runner-Up: **(2)** 1984 (2A), 2015 (3A)
 Appearances: **(5)** 1984 (2A), 1993 (2A), 2009 (3A), 2015 (3A), 2018 (3A)



Shane Fry
 Head Coach
 67-12 (6th year)
 67-12 (6th year overall)



Team Facts

City/Town: West Lafayette
 County: Tippecanoe
 Superintendent: Dr. Rocky Killion
 Principal: Ron Shriner
 Athletic Director: Joel Strode
 Head Coach: Shane Fry
 Assistant Coaches: Jack Barron, Doug Caldwell, Brad DeWees, Nick Atkins-Harris, Jason Huber, Kelly Kitchel, Josh Roseman, Rick Roseman, Jon Speaker, Aaron Wood
 Student Managers: Alexis Vinyard, Masun Barnett, Federico Romero, Bryan Oxender, Niecko Jacoby
 Offensive Formation: Spread
 Defensive Formation: 3-3 Stack
 Colors: Scarlet and Gray
 Conference: Hoosier
 Enrollment: 734
 Last Year's W-L Record: 11-2
 @WL_AthleticsRDP

Season Results (14-0)

8/17 Lafayette Jeff W 39-28
 8/24 at McCutcheon W 34-20
 8/31 at Hamilton Heights W 76-0
 9/7 Lafayette Central Catholic W 34-0
 9/14 at Rensselaer Central W 69-14
 9/21 Benton Central W 65-7
 9/28 Lewis Cass W 57-7
 10/5 at Twin Lakes W 56-13
 10/12 at Tipton W 42-0

Sectional

10/19 at Calumet New Tech W 43-12
 10/26 Twin Lakes W 74-0
 11/2 Andean W 51-24

Regional

11/9 Brebeuf Jesuit W 24-10

Semi-State

11/16 at Fort Wayne Bishop Luers W 27-14

DEPTH CHART Please list your two-deeps at each position.**Offense**

Pos.	No.	Name
QB	12	Kyle Adams
RB	18	Sage Hood
WR	7	Kyle Hazell
WR	22	RJ Erb
WR	28	Spencer Blankman
WR	21	Harrison Truitt
LT	78	James Richards
LG	60	Seif Benjemia
C	68	Joey Gavin
RG	71	Aidan Sturgeon
RT	50	Mariere Omonode
QB	18	Sage Hood
RB	28	Spencer Blankman
WR	35	Gabe Klinker
WR	17	Corey Adams
WR	14	Yanni Karlaftis
WR	25	Cannon Melchi
LT	53	Jonathan Eyman
LG	58	Lamont Johnson
C	55	Samir Ahsan
RG	58	Lamont Johnson
RT	52	Tavion Woodard

Defense

Pos.	No.	Name
DE	88	George Karlaftis
NT	4	Ben Szymanski
DE	52	Tavion Woodard
ILB	58	Lamont Johnson
ILB	2	Joey Kidwell
ILB	31	Hojun Yun
SS	14	Yanni Karlaftis
SS	23	Justin Vasili
CB	6	Nelson Mbongo
CB	32	Sam Montes
FS	35	Gabe Klinker
DE	44	Connor Barket
NT	74	D'Andre Douglas
DE	42	Shane Collins
ILB	81	Jayce Flannelly
ILB	55	Samir Ahsan
ILB	27	Keegan Adams
SS	3	Colin Martin
SS	6	Nelson Mbongo
CB	9	Freddie Williams
CB	7	Kyle Hazell
FS	16	Sam Schott

Specialists

Pos.	No.	Name
Punter	12	Kyle Adams
Placekicker	8	Caleb Krockover
Kickoffs	8	Caleb Krockover
Long Snapper	68	Joey Gavin
Holder	12	Kyle Adams
Punt Returns	35	Gabe Klinker
Kickoff Returns	35	Gabe Klinker
	22	RJ Erb

HEAD COACH PROFILE

Name: Shane Fry

Age: 39

Spouse's Name: Chauncey

Years Married: 3

Children's Names, Ages: Ailyn – 1 year old

Current Occupation, Employer: PE Teacher, West Lafayette HS

No. of Yrs.:

16

If a teacher, what subjects and grades do you teach: Jr High and HS Physical Education

Education

High School Attended, Year Graduated: Lakeland HS, 1997

College Attended, Year Graduated: Purdue University 2002

Degree(s) / Major: Bachelors Physical Education – Purdue University 2002, Masters in Coaching – Ball State 2010

Athletic Participation

Sport	High School Years (ie: 1972, 73)	College Years (ie: 1976, 77)
Football	1993-1997	
Basketball	1993-1997	
Baseball	1993-1997	

As a high school or college player, have you ever competed in a State or National Championship Event in any sport? If yes, please give details:

No

Coaching Experience (Football Only)

Years as Varsity Head Coach at Current School (ie: 5 years): 6 years

Actual Years as Varsity Head Coach at Current School (ie: 1996-2000): 6 years

Record as Varsity Head Coach at Current School: 67-12

Overall Varsity Head Coaching Record: 67-12

Do you coach any other sports at your school? No

Please list below where you've coached during your career starting with your current position:

School	Head / Asst.	No. of Years (ie: 5)	Actual Years (ie: 1992-present)
West Lafayette HS	Asst	7	2006-2012
West Lafayette HS	Head	6	2013-2018

Tournament Championships (As the Varsity Head Coach, list years your team won):

Sectional: 2013, 2015, 2016, 2017, 2018

Regional: 2015, 2018

Semi-State: 2015, 2018

State Championship:

Something Interesting About You Personally Or Professionally That People Might Not Know:

Avid golfer that carries a 4 handicap. 2014 Lafayette Men's City Golf Champion



Evansville Memorial Tigers

Class 3A



Lt.	Dk.	Name	Gr.	Ht.	Wt.	Position(s)
2	2	Patrick Stratman	10	5-10	155	WR/DB
3	3	Colton Pence	10	6-1	160	WR/DB
4	4	Connor Agler	9	5-9	145	WR/DB
5	5	Dawson Hurley	11	6-0	165	WR/DB
6	6	Brock Combs	11	6-1	195	RB/DE
7	7	Justin Scheberle	9	5-9	145	WR/DB
8	8	Branson Combs	12	6-3	210	WR/LB
9	9	Joshua Russell	9	5-11	155	RB/LB
10	10	Tomas Bjornsson	11	6-1	165	QB/DB
11	11	Michael Lindauer	12	6-3	200	QB/DB
13	13	Evan Janiga	12	6-0	190	WR/DB
14	14	Alan Michael Stepto	11	5-9	150	WR/DB
15	15	Kieran Burkhardt	12	5-10	165	WR/DB
16	16	Brayden Helfert	9	5-11	160	QB/DB
17	17	Miguel Turnbaugh	12	6-3	175	WR/DB
18	18	John Shea	9	6-0	160	WR/LB
19	19	Mason Auker	11	6-0	171	WR/DB
20	20	Cameron Ellison	12	5-8	155	WR/DB
21	21	Carson Bitter	12	5-8	155	WR/DB
22	22	Ethan Kase	11	5-8	155	RB/DB
23	23	Darius Johnson	12	6-0	175	RB/DB
24	24	Max Goodwin	12	5-11	200	RB/LB
25	25	William Brackett	11	6-0	165	RB/LB
26	26	Austen Shea	11	5-11	170	RB/LB
27	27	Benjamin DeLancey	11	5-11	165	WR/LB
28	28	Keegan Lehman	10	5-8	157	WR/DB
29	29	Finn McCool	11	5-10	160	RB/DB
30	30	Matthew Clark	12	5-10	150	K
31	31	Ethan Elkins	10	6-4	176	WR/DB
32	32	Jacob Flittner	10	5-7	135	WR/DB
34	34	William Rogers, II	9	5-9	150	RB/LB
35	35	Logan Blasch	11	5-9	158	WR/DB

Lt.	Dk.	Name	Gr.	Ht.	Wt.	Position(s)
37	37	Grant Claspell	11	5-9	170	RB/LB
38	38	Maxwell Ziemer	12	6-1	171	RB/DE
39	39	Landon Deem	11	5-9	155	WR/DB
44	44	Ross McNeill	12	6-1	185	WR/DB
45	45	Isaac Housman	12	6-3	210	OL/DL
46	46	Logan Johnson	11	6-0	175	TE/DE
51	51	Trevor Falkenstein	12	6-0	215	OL/DL
52	52	Maxon Green	12	6-0	200	OL/DL
53	53	Pete Warner	11	6-0	215	OL/DL
54	54	Samuel Gerteisen	10	6-0	165	OL/DL
56	56	Devon Merimee	12	6-0	210	OL/DL
57	57	Austin Jones	11	6-3	245	OL/DL
58	58	Andrew Dehner	12	6-0	200	OL/DL
60	60	Nicolas Brougham	9	5-10	200	OL/DL
62	62	Alex Hofman	12	5-11	225	OL/DL
63	63	Alex Murrell	10	5-10	180	OL/DL
64	64	Drew Fuqua	10	6-0	200	OL/DL
65	65	Logan McKinney	12	6-2	190	OL/DL
66	66	Payton Millsap	11	5-9	160	OL/DL
67	67	Austin Wright	11	6-1	250	OL/DL
69	69	Colin Millsap	10	5-10	160	OL/DL
70	70	Sam Filbert	9	5-9	200	OL/DL
71	71	Jacob Hirsch	12	6-1	220	OL/DL
74	74	Axel Diaz	9	6-0	240	OL/DL
76	76	Daniel Vollmer	11	5-10	200	OL/DL
77	77	Zachary Pruitt	11	6-3	235	OL/DL
79	79	De'Marko Vaughn	10	5-9	240	OL/DL
80	80	Joseph Smith	11	5-9	150	WR/DB
81	81	Elias McCleary	10	6-1	150	WR/DB
82	82	Logan Lively	11	5-11	155	WR/DB
83	83	Nicholas Coleman	10	6-1	155	WR/DB
84	84	Lucas Hoffman	10	6-5	195	WR/DE

Evansville Memorial Tigers

Class 3A



Team Statistics

	Evansville Memorial	Opponents
Total Points/Points Per Game	670/47.9	193/13.8
First Downs / Per Game	273/19.5	154/11.0
Rushing Yards / Per Game	2374/169.4	1305/93.2
Passing Yards / Per Game	3629/259.2	1555/111.0
Total Yards / Per Game	6003/428.6	2860/204.2
Fumbles Recovered By	19	8
Intercepted By	19	8
Total Punts / Average	23/37.4	57/33.9
Penalties / Yards	99/882	68/568

Individual Statistics

Scoring	G	TD	1-Pt.	2-Pt.	FG	TP	PPG
8 Branson Combs	14	29	0	1	0	176	12.6
30 Matthew Clark	14	0	83	0	3	92	6.6
29 Finn McCool	14	15	0	0	0	90	6.3
11 Michael Lindauer	14	11	0	0	0	66	4.7
3 Colton Pence	14	10	0	0	0	60	4.3

Rushing	G	Att.	Yds.	TD	YPG	YPC	Long
23 Darius Johnson	11	137	774	8	70.4	5.7	46
29 Finn McCool	14	64	486	7	34.7	7.6	76
11 Michael Lindauer	14	62	417	11	29.8	6.7	56
37 Grant Claspell	10	52	164	0	16.4	3.2	15
8 Branson Combs	14	14	199	3	14.2	14.2	71

Passing	G	Comp.	Att.	Int.	TD	Yds.	YPG
11 Michael Lindauer	14	222	332	5	46	3518	251.3
3 Colton Pence	14	9	14	1	0	92	6.6
9 Josh Russell	11	4	4	1	0	18	1.8

Receiving	G	Rec.	Yds.	TD	YPG	YPC	Long
8 Branson Combs	14	67	1329	21	94.9	19.8	74
3 Colton Pence	14	44	745	9	53.2	16.9	62
82 Logan Lively	14	43	547	6	39.1	12.7	71
29 Finn McCool	14	29	507	6	36.2	17.5	71
5 Dawson Hurley	14	23	180	3	12.9	7.8	25

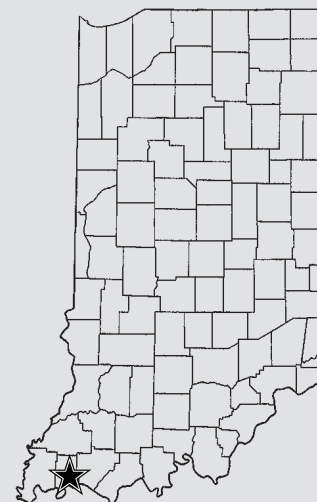
Defense	G	Tackles	For Loss	Sacks	INT	FF	FR
24 Max Goodwin	14	103	6	1.0	1	1	1
46 Logan Johnson	14	100	5	7.0	0	1	3
25 William Brackett	14	90	6	2.0	1	0	3
6 Brock Combs	12	69	11	10.5	0	3	1
56 Devon Merimee	14	67	1	2.0	0	0	2
13 Evan Janiga	12	65	1	0.0	1	0	1

State Finals History

State Champion: **(1)** 2017 (3A)
 Runner-Up: **(2)** 2008 (3A), 2009 (3A)
 Appearances: **(4)** 2008 (3A), 2009 (3A), 2017 (3A), 2018 (3A)



John Hurley
 Head Coach
 86-53 (11th year)
 86-53 (11th year overall)



Team Facts

City/Town: Evansville
 County: Vanderburgh
 Superintendent: Dr. Daryl Hagan
 President: Mr. John Browning
 Principal: Dr. Marie Williams
 Athletic Director: Mr. Charles Roberts
 Head Coach: John Hurley
 Assistant Coaches: Chad Rupp, Ben Johnson, Bryce Fonner, Matt Carey, Martin Ohlsen, Harvey Robbins, Coy Hobson, Travis Cross, Joey Kiefer
 Student Managers: Daniel Mattingly, Isaac Wetzel, Nate Orman, Jackson Gries
 Offensive Formation: Spread
 Defensive Formation: 4-3
 Colors: Royal Blue and White
 Conference: Southern Indiana
 Enrollment: 609
 Last Year's W-L Record: 14-1
 @MemAthletics

Season Results (14-0)

8/17 Jasper W 30-7
 8/25 Owensboro Catholic, KY W 49-21
 8/31 at Evansville North W 56-10
 9/7 Evansville Mater Dei W 51-14
 9/14 at Evansville Bosse W 63-14
 9/21 Evansville Reitz W 42-6
 9/28 at Evansville Central W 47-27
 10/5 at Evansville Harrison W 35-8
 10/12 Castle W 39-7

Sectional
 10/19 Princeton W 52-14
 10/26 Vincennes Lincoln W 52-6
 11/2 at Gibson Southern W 56-28

Regional
 11/9 Brownstown Central W 56-14

Semi-State
 11/16 Indpls. Bishop Chatard W 42-17

DEPTH CHART

Please list your two-deeps at each position.

Offense

Pos.	No.	Name
WR	3	Colton Pence
	83	Nic Coleman

WR`	82	Logan Lively
	14	Alan Michael Stepto

LT	57	Austin Jones
	51	Trevor Falkenstein

LG	62	Alex Hofman
	77	Zach Pruitt

C	53	Pete Warner
	77	Zach Pruitt

RG	51	Trevor Falkenstein
	71	Jacob Hirsch

RT	58	Andrew Dehner
	51	Trevor Falkenstein

WR	8	Branson Combs
	19	Mason Auker

TB	29	Finn McCool
	23	Darrius Johnson

WR	5	Dawson Hurley
	14	Alan Michael Stepto

QB	11	Michael Lindauer
	3	Colton Pence

Specialists

Pos.	No.	Name
Punter	11	Michael Lindauer
	3	Colton Pence

Placekicker	30	Matt Clark
	60	Nico Brougham

Kickoffs	30	Matt Clark
	60	Nico Brougham

Long Snapper	27	Ben Delancy
	58	Andrew Dehner

Holder	8	Branson Combs
	14	Alan Michael Stepto

P/R & KR	8	Branson Combs
	29	Finn McCool

Kickoff Returns	29	Finn McCool
	8	Branson Combs

Defense

Pos.	No.	Name
C	21	Carson Bitter
	23	Darrius Johnson

C	14	Alan Michael Stepto
	5	Dawson Hurley

S	13	Evan Janiga
	82	Logan Lively

S	29	Finn McCool
	3	Colton Pence

LB	25	Will Brackett
	9	Josh Russell

LB	24	Max Goodwin
	19	Mason Auker

LB	8	Branson Combs
	27	Ben Delancey

DE	46	Logan Johnson
	38	Max Zimer

DL	56	Devon Merimee
	77	Zach Pruitt

DL	51	Trevor Falkenstein
	57	Austin Jones

DE	6	Brock Combs
	84	Lucas Hoffman

HEAD COACH PROFILE

School:	Evansville Reitz Memorial High School		
Name:	John Hurley		
Age:	47		
Spouse's Name:	Darby Lindauer-Hurley		
Years Married:	24		
Children's Names, Ages:	Dane 24, Drayton 21, Dawson 16		
Current Occupation, Employer:	Teacher / Coach Reitz Memorial High School		
No. of Yrs.:	24		
If a teacher, what subjects and grades do you teach	Freshman – World History, Senior – Economics		

Education	
High School Attended, Year Graduated:	Reitz Memorial High School, 1989
College Attended, Year Graduated:	University of Southern Indiana, Year Graduated: 1998
Degree(s) / Major:	Major: Master of Secondary Education

Athletic Participation		
Sport	High School Years (ie: 1972, 73)	College Years (ie: 1976, 77)
Football	1985,86,87,88	1989, 90, 91,92 University of Evansville

As a high school or college player, have you ever competed in a State or National Championship Event in any sport? If yes, please give details:
No

Coaching Experience (Football Only)	
Years as Varsity Head Coach at Current School (ie: 5 years):	11 years
Actual Years as Varsity Head Coach at Current School (ie: 1996-2000):	2008-2018
Record as Varsity Head Coach at Current School:	87-53
Overall Varsity Head Coaching Record:	87-53
Do you coach any other sports at your school?	No

Please list below where you've coached during your career starting with your current position:			
School	Head / Asst.	No. of Years (ie: 5)	Actual Years (ie: 1992-present)
Evansville Memorial	Head	11	2008-present
Evansville Memorial	Asst.	12	1996-2007
University of Evansville	Asst.	1	1995
University of Evansville	Grad Asst.	2	1993-94

Tournament Championships (As the Varsity Head Coach, list years your team won):	
Sectional:	2008,2009, 2011,2016,2017, 2018
Regional:	2008,2009,2017, 2018
Semi-State:	2008,2009,2017, 2018
State Championship:	

Something Interesting About You Personally or Professionally That People Might Not Know:
I have two children who graduated and currently attend the US Naval Academy, My oldest son Dane and his wife Miranda both graduated in 2017. My daughter Drayton is a senior in the class of 2019. My youngest son Dawson is a junior WR for the Tigers. We have two dogs named after Memorial – Blue, and Ralph Weinzapfel – Ralph. (Weinzapfel was head football coach at Memorial (1980-1999) when coach Hurley played for his alma mater.)



Fort Wayne Bishop Dwenger Saints

Class 4A



Lt.	Dk.	Name	Gr.	Ht.	Wt.	Position(s)
10	10	Patrick O'Keefe	11	5'10	195	QB / FS
11	11	John Smeltzley	11	5'08	135	QB / FS
12	12	Carson Podschlne	10	6'01	200	QB / LB
13	13	Brenden Lytle	10	5'10	160	QB / DB
14	14	Connor Christman	11	6'01	150	WR / DB
15	15	Howard Steele	11	5'10	145	FL / DB
16	16	Darlens Innocent	12	5'10	150	WR / DE
17	17	Joshua Woods	12	5'10	170	RB / LB
18	18	John Heaton	11	6'00	170	WR / LB
19	19	Drew Lytle	11	6'00	150	QB / FS
20	20	Jonathon Hartzog	11	5'07	135	FL / DB
21	21	Patrick Finley	11	6'00	180	WR / FS
22	22	Travis Tippmann	12	5'09	170	RB / LB
23	23	Hayden Ellinger	11	5'11	210	RB / LB
24	24	Michael Garrett	12	5'10	155	PK / P
25	25	TJ Tippmann	12	5'08	165	RB / SS
26	26	Peyton Davis	12	5'08	170	RB / LB
27	27	Samuel Oberfell	12	5'10	165	WR / DB
28	28	Paul Cochran	12	5'08	140	FL / DB
29	29	Colten Reese	11	5'10	175	TE / LB
30	30	Tavehon McGarry	12	5'11	220	RB / LB
31	31	Jack Reed	11	5'10	180	LS / LB
32	32	Griffin Eifert	11	6'00	185	WR / FS
33	33	Conley Fourman	11	5'07	145	RB / DB
34	34	Callen Stauffer	10	5'08	145	FL / DB
35	35	Dominic Tippmann	10	5'03	130	RB / LB
36	36	Gage Renbarger	11	5'10	160	WR / DB
37	37	Charlie Howe	12	6'00	170	WR / LB
38	38	Lucas Krohn	11	5'08	165	RB / LB
39	39	Devon Tippmann	10	6'00	180	RB / LB
40	40	Alec LeShore	11	6'00	210	RB / DL
41	41	Samuel Pesa	10	5'09	185	WR / SS
42	42	Jordan Watercutter	11	5'10	215	TE / DL
43	43	Blayne Huston	11	6'01	160	WR / DB
44	44	Charles Downey	11	5'11	155	WR / LB
45	45	Collin Kinniry	12	6'01	200	LS
46	46	Jared Lee	12	6'02	185	TE / LB
47	47	Louis Tippmann	10	5'05	155	RB / LB
48	48	Matthew Jimenez	10	5'10	165	RB / LB

Lt.	Dk.	Name	Gr.	Ht.	Wt.	Position(s)
49	49	Michael Finley	10	5'11	175	TE / LB
50	50	Jack Knight	10	5'09	200	OL / LB
51	51	Grant Sorg	10	6'02	240	OL / DL
52	52	Joshua Scroggham	11	5'11	220	OL / DL
53	53	Joseph Fabini	10	5'11	180	OL / DL
54	54	James Blume	10	5'10	170	OL / LB
55	55	Jared Monnier	12	5'10	265	OL / DL
56	56	Alex Kolkman	12	5'11	215	OL / LB
57	57	Nick Hosier	12	5'08	230	OL / DL
60	60	Jon Knepper	11	6'00	210	OL / DL
62	62	Vincent Fiacable	10	6'03	270	OL / DL
64	64	Stephen Guisinger	11	5'11	235	OL / DL
65	65	Joseph Tippmann	12	6'06	310	OL / DL
66	66	Owen Sharpe	11	6'01	250	OL / DL
67	67	Austin Buescher	10	6'02	280	OL / DL
70	70	Owen Levy	10	5'09	265	OL / DL
72	72	Christopher Woods	10	6'02	220	OL / DL
73	73	Shelby Woods	10	5'11	180	OL / DL
74	74	Brady Cochran	10	6'02	235	OL / DL
75	75	Luke Wiginton	11	6'05	260	OL / DL
76	76	Joseph Henry	11	6'02	260	OL / DL
77	77	Nolan Fischer	11	5'11	240	OL / DL
79	79	Lucas Cartwright	10	5'08	190	OL / DL
81	81	Tanner Tutwiler	11	5'10	190	PK / P
82	82	Gardner Barile	11	5'10	125	WR / DB
84	84	Alex Fosnaugh	11	6'01	160	WR / FS
85	85	Braden Groves	11	6'01	205	TE / DL
86	86	Luke Woenker	10	5'11	150	WR / FS
87	87	Jacob Lehrman	11	6'04	205	TE / LS
88	88	Michael Bogle	11	5'10	145	WR / DB
89	89	Landon Huston	10	5'10	140	WR / FS
91	91	Andrew Filler	10	5'06	160	PK / P
92	92	John Michael Fabini	10	5'09	160	WR / SS
93	93	Jake Chapala	12	5'10	215	TE / DL
95	95	Patrick Dolan	10	5'11	130	LS
98	98	Vincent Tippmann	12	6'01	200	TE / DL
99	99	John Paul Filler	12	6'01	195	PK / P


Fort Wayne Bishop Dwenger Saints

Class 4A



Team Statistics

	FW Bishop Dwenger	Opponents
Total Points / Points Per Game	385 / 29.6	161 / 11.5
First Downs / Per Game	201 / 14.4	162 / 11.6
Rushing Yards / Per Game	2594 / 199.5	1411 / 100.5
Passing Yards / Per Game	952 / 73.2	1757 / 125.5
Total Yards / Per Game	3546 / 272.8	3168 / 226.3
Fumbles Recovered By	10	7
Intercepted By	20	7
Total Punts / Average	45 / 38.7	56 / 31.0
Penalties / Yards	50 / 400	57 / 463



Individual Statistics

Scoring	G	TD	1-Pt.	2-Pt.	FG	TP	PPG
25 TJ Tippmann	14	15	0	3	0	96	6.9
30 TJ McGarry	14	7	0	2	0	50	3.6
24 Michael Garrett	14	0	30	0	6	48	3.4
39 Devon Tippmann	14	6	0	4	0	46	3.3
32 Griffin Eifert	14	6	0	0	0	36	2.6

Rushing	G	Att.	Yds.	TD	YPG	YPC	Long
39 Devon Tippmann	14	194	1198	6	85.6	6.2	59
25 TJ Tippmann	14	134	709	15	50.6	5.3	32
23 Hayden Ellinger	14	31	279	3	19.6	9.0	46
30 TJ McGarry	14	43	208	7	14.9	4.8	30
38 Lucas Krohn	14	31	137	1	9.8	4.4	14

Passing	G	Comp.	Att.	Int.	TD	Yds.	YPG
13 Brenden Lytle	14	41	92	1	11	716	51.1
10 Patrick O'Keefe	12	28	63	5	3	329	27.4

Receiving	G	Rec.	Yds.	TD	YPG	YPC	Long
32 Griffin Eifert	14	20	403	6	28.8	20.2	40
21 Patrick Finley	4	5	127	2	31.8	25.4	49
10 Patrick O'Keefe	12	10	110	3	9.2	11.0	22
43 Blayne Huston	9	7	92	0	10.2	13.1	29

Defense	G	Tackles	For Loss	Sacks	INT	FF	FR
30 TJ McGarry	14	86	13	9	0	4	0
23 Hayden Ellinger	14	75	12	10	0	2	2
46 Jared Lee	12	68	6	2	1	0	0
25 TJ Tippmann	14	55	4	0	2	1	0
37 Charlie Howe	14	49	4	2	3	1	1
27 Sam Obergfell	13	40	5	0	3	1	0

State Finals History

State Champion: **(4)** 1983 (3A), 1990 (3A), 1991 (3A), 2015 (4A)
 Runner-Up: **(6)** 1978 (3A), 1996 (3A), 2002 (4A), 2008 (4A), 2010 (4A), 2013 (4A)
 Appearances: **(11)** 1978 (3A), 1983 (3A), 1990 (3A), 1991 (3A), 1996 (3A), 2002 (4A), 2008 (4A), 2010 (4A), 2013 (4A), 2015 (4A), 2018 (4A)



Jason Garrett
 Head Coach
 13-1 (1st year)



Team Facts

City/Town: Fort Wayne
 County: Allen
 Superintendent: Marsha Jordan
 Principal: Jason Schiffl
 Athletic Director: John Bennett
 Asst. Athletic Director: Denise Keane
 Head Coach: Jason Garrett
 Assistant Coaches: Casey Kolkman, Mark Watts, Todd Ellinger, Jason Fabini, Troy Hoffer, Dave Bierbaum, Todd Hartzog, Gary Cornwell, Joe Wharton, Andrew Hoffer, Ryan Fischer, John Bennett, Sam Talarico, John Tone, Dan Knepper, Joel Beier, Brad Brown
 Student Managers: Sean O'Sullivan, Jonathan Craw, Jimmy Loomis, Jacob Zuber, Cayden Stith
 Offensive Formation: Power
 Defensive Formation: Base 3-4
 Colors: Blue and Gold
 Conference: SAC
 Enrollment: 1016
 Last Year's W-L Record: 10-4
 @BishopDwengerHS

Season Results (13-1)

8/17	Wayne	W	22-0
8/24	at North Side	W	22-8
8/31	South Side	W	47-20
9/7	at Homestead	W	23-10
9/14	at Carroll	W	34-14
9/21	Concordia	W	36-13
9/28	at Bishop Luers	W	15-13
10/5	Snider	L	13-21
10/12	Northrop	W	40-13
Sectional			
10/19	at Logansport	W	42-14
10/26	Leo	W	42-9
11/2	at Wayne	W	14-13
Regional			
11/9	Angola	W	40-7
Semi-State			
11/16	at Mishawaka	W	24-6

DEPTH CHART Please list your two-deeps at each position.

Offense			Defense		
Pos.	No.	Name	Pos.	No.	Name
QB	13	BRENDEN LYTLE	DT	42	JORDAN WATERCUTTER
QB	10	PATRICK O'KEEFE	DT	76	JOE HENRY
FB	38	LUCAS KROHN	DT	97	VINNIE FIACABLE
FB	23	HAYDEN ELLINGER	DT	75	LUKE WIGINTON
TB	39	DEVON TIPPMMANN	NT	55	JARED MONNIER
TB	25	TJ TIPPMMANN	NT	65	JOE TIPPMMANN
FL	10	PATRICK O'KEEFE	OL	37	CHARLIE HOWE
FL	14	CONNOR CHRISTMAN	OL	22	TRAVIS TIPPMMANN
SE	21	PATRICK FINLEY	OL	23	HAYDEN ELLINGER
SE	32	GRIFFIN EIFERT	OL	38	LUCAS KROHN
TE	98	VINNIE TIPPMMANN	IL	30	TJ MCGARRY
TE	46	JARED LEE	IL	39	DEVON TIPPMMANN
LT	65	JOE TIPPMMANN	IL	46	JARED LEE
LT	75	LUKE WIGINTON	IL	56	ALEX KOLKMAN
LG	57	NICK HOSIER	SS	25	TJ TIPPMMANN
LG	55	JARED MONNIER	SS	41	SAM PESA
C	56	ALEX KOLKMAN	FS	32	GRIFFIN EIFERT
C	52	JOSH SCROGHAM	FS	21	PATRICK FINLEY
RG	76	JOE HENRY	FC	27	SAM OBERGFELL
RG	62	VINNIE FIACABLE	FC	15	HOWIE STEELE
RT	75	LUKE WIGINTON	BC	36	GAGE RENBARGER
RT	76	JOE HENRY	BC	34	CALLAN STAUFFER
Specialists					
Pos.	No.	Name			
Punter	99	JOHN PAUL FILLER			
	24	MICHAEL GARRETT			
Placekicker	24	MICHAEL GARRETT			
	99	JOHN PAUL FILLER			
Kickoffs	99	JOHN PAUL FILLER			
	24	MICHAEL GARRETT			
Long Snapper	45	COLLIN KINNIRY			
	92	PATRICK DOLAN			
Holder	19	DREW LYTLE			
	10	PATRICK O'KEEFE			
Punt Returns	21	PATRICK FINLEY			
	32	GRIFFIN EIFERT			
Kickoff Returns	21	PATRICK FINLEY			
	15	HOWIE STEELE			

HEAD COACH PROFILE

Name: JASON GARRETT

Age: 48

Spouse's Name: SHARON

Years Married: 25

Children's Names, Ages: EMILY 24, DOMINIC 22, LOUIS 21, GRACE 20, MICHAEL 18, CECILIA 16, SIMON 14, XAVIER 12, LYDIA 10, BLAISE 8, JUDE 4

Current Occupation, Employer: PASTORAL MINISTER, BISHOP DWENGER HIGH SCHOOL

No. of Yrs.: 7

If a teacher, what subjects and grades do you teach:

Education

High School Attended, Year Graduated: BISHOP DWENGER HIGH SCHOOL, 1988

College Attended, Year Graduated: ST. JOSEPH'S COLLEGE, 1992 / NORTHERN STATE UNIVERSITY, 1994

Degree(s) / Major: PSYCHOLOGY / MS GUIDANCE & COUNSELING

Athletic Participation

Sport	High School Years (ie: 1972, 73)	College Years (ie: 1976, 77)
FOOTBALL	1984-1988	1988-1992
BASEBALL	1985-1988	1990-1992
BASKETBALL	1984-1986	
WRESTLING	1987	
TRACK	1984	

As a high school or college player, have you ever competed in a State or National Championship Event in any sport? If yes, please give details: NO

Coaching Experience (Football Only)

Years as Varsity Head Coach at Current School (ie: 5 years):	1
Actual Years as Varsity Head Coach at Current School (ie: 1996-2000):	1
Record as Varsity Head Coach at Current School:	13-1
Overall Varsity Head Coaching Record:	13-1
Do you coach any other sports at your school?	YES, BASEBALL

Please list below where you've coached during your career starting with your current position:

School	Head / Asst.	No. of Years (ie: 5)	Actual Years (ie: 1992-present)
--------	--------------	-------------------------	------------------------------------

Tournament Championships (As the Varsity Head Coach, list years your team won):

Sectional:	1
Regional:	1
Semi-State:	1
State Championship:	

Something Interesting About You Personally Or Professionally That People Might Not Know:

MY WIFE SHARON AND I SKY DIVED PRIOR TO MARRIAGE – SHE HIT THE BULLSEYE AND I ENDED UP IN A CORNFIELD



Evansville Central Bears

Class 4A



Lt.	Dk.	Name	Gr.	Ht.	Wt.	Position(s)
1	1	Cameron Banks	10	6'02	170	QB/SS
2	2	Ezequiel Moctezuma	10	5'09	150	WR/DB
3	3	Clayton Groves	11	5'10	165	RB/DB
4	4	Malcolm Depriest	12	6'01	165	WR/FS
6	6	Camdyn Counts	10	5'08	155	WR/DB
7	7	Jalen Bowman	12	6'00	155	WR/FS
9	9	Aaron Garris	9	5'08	150	RB/DB
10	10	Steven Pritchett	9	5'07	145	K
13	13	Brennon Harper	12	6'04	200	QB
14	14	Travis Yeaden	11	5'10	150	WR/DB
15	15	Edgrin Reed	9	5'08	155	RB/DB
20	20	Jacob Boberg	10	6'00	175	RB/LB
21	21	D'Marquel Miles	10	5'09	160	WR/DB
23	23	Abayohmi Thompson	11	5'10	170	FB/DL
24	24	Gavin Kelley	9	5'09	170	WR/LB
25	25	Gilbert McGregor	9	5'11	170	RB/LB
26	26	Dylan Carrier	12	6'00	185	TE/DL
28	28	David Payne	12	6'01	165	WR/DB
29	29	Julian Johnson	10	6'01	170	WR/LB
30	30	Nathan Jones	10	5'11	155	WR/DB
32	32	Joshua Boberg	9	5'10	165	RB/DB
33	33	Blaine Skelton	12	5'08	150	WR/DB
34	34	Isaac Butler	10	5'11	190	TE/DL
37	37	Jeremy McKeethen	11	5'09	150	WR/DB
38	38	Brennan Schutte	11	5'10	165	RB/LB
40	40	Jaxx Wargel	10	5'09	160	LB/FB
41	41	Grant Maas	12	6'00	220	FB/LB
42	42	Austin Frasier	12	6'01	220	TE/LB
43	43	Jon Degenhart	12	6'02	190	P/K
48	48	McKinley Kemper	11	5'09	185	FB/LB
50	50	Logan Schoonover	12	5'11	185	OL/DL
51	51	Brayden Bockstege	9	5'08	200	OL/DL
52	52	William Hardin	12	5'11	220	OL/DL

Lt.	Dk.	Name	Gr.	Ht.	Wt.	Position(s)
53	53	Jace Krietemeyer	9	6'00	175	OL/DL
56	56	Holton Zoss	12	6'03	275	OL/DL
57	57	Bryson Leach	10	6'00	215	OL/DL
59	59	Mitchell Porter	12	6'00	245	OL/DL
60	60	Antonio White	10	6'00	190	OL/DL
61	61	Keaton Nagel	10	5'10	250	OL/DL
62	62	Avery Russell	11	6'02	270	OL/DL
63	63	Tyler Campbell	12	6'02	225	OL/DL
64	64	Dylan Crowe	10	5'10	185	OL/DL
65	65	Topper Ramsey	12	6'01	255	OL/DL
67	67	Anthony Jarvis	11	5'11	200	OL/DL
68	68	Harley Hernandez	10	5'10	180	OL/DL
69	69	Eric Moore	9	5'10	230	OL/DL
70	70	Luke Wahnsiedler	10	5'11	185	OL/DL
71	71	Zachary Hansen	12	6'01	225	OL/DL
74	74	Garrett Maas	10	6'00	220	FB/LB
75	75	Ryan Hansen	10	6'03	250	OL/DL
76	76	Dalton Mills	12	6'04	280	OL/DL
77	77	Kody Martin	12	6'04	275	OL/DL
78	78	Jalon Clutier	10	5'11	250	OL/DL
78	78	Ryan Pendergraff	9	6'03	255	OL/DL
79	79	Avery Zoss	12	6'03	275	OL/DL
80	80	Brian Russell	11	5'08	145	WR/DB
85	85	Isaac Carter	12	5'11	155	WR/DB
88	88	Rayzel Joiner	12	6'06	230	TE/DL
89	89	Owen Sandullo	10	6'00	180	WR/L


Evansville Central Bears

Class 4A



Team Statistics

	Evansville Central	Opponents
Total Points / Points Per Game	537/38.4	221/15.8
First Downs / Per Game	N/A	N/A
Rushing Yards / Per Game	3656/261	1437/103
Passing Yards / Per Game	1729/124	1447/103
Total Yards / Per Game	5385/385	2884/206
Fumbles Recovered By	11	11
Intercepted By	20	6
Total Punts / Average	31/35.7	65/30.0
Penalties / Yards	N/A	N/A



Individual Statistics

Scoring	G	TD	1-Pt.	2-Pt.	FG	TP	PPG
38 Brennan Schutte	14	25	0	0	0	150	10.7
4 Malcolm DePriest	14	17	0	0	0	102	7.3
43 Jon Degenhart	14	0	70	0	1	73	5.2
13 Brennon Harper	14	10	0	0	0	60	4.3
7 Jaylen Bowman	14	8	0	0	0	48	3.4

Rushing	G	Att.	Yds.	TD	YPG	YPC	Long
38 Brennan Schutte	14	324	2192	25	156.6	6.8	77
20 Jacob Boberg	14	43	397	8	28.4	9.2	48
7 Jaylen Bowman	14	31	308	2	22.0	9.9	42
4 Malcolm DePriest	14	19	152	2	10.9	8.0	24
42 Austin Frasier	14	20	100	3	7.1	5.0	11

Passing	G	Comp.	Att.	Int.	TD	Yds.	YPG
13 Brennon Harper	13	77	138	5	17	1593	122.5
1 Cameron Banks	2	10	13	1	2	136	68.0

Receiving	G	Rec.	Yds.	TD	YPG	YPC	Long
4 Malcolm DePriest	14	40	957	12	68.4	19.5	57
7 Jaylen Bowman	14	27	453	4	32.4	16.8	62
42 Austin Frasier	14	11	231	2	16.5	21.0	37
38 Brennan Schutte	14	6	42	0	3.0	7.0	11
28 David Payne	14	2	38	0	2.7	19.0	20

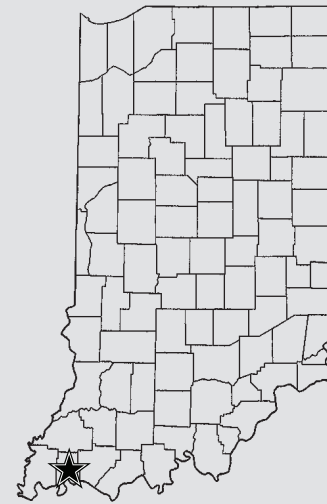
Defense	G	Tackles	For Loss	Sacks	INT	FF	FR
42 Austin Frasier	14	146.0	18	2	2	2	1
20 Jacob Boberg	14	123.0	10	1	3	0	0
26 Dylan Carrier	14	118.0	20	17	0	2	0
88 Rayzel Joiner	14	92.5	36	14	0	1	2
76 Dalton Mills	14	73.0	11	3	0	1	3
71 Zach Hansen	14	54.5	9	3	0	0	1

State Finals History

First Appearance



Troy Burgess
Head Coach
13-1 (1st year)
108-75 (17th year overall)



Team Facts

City/Town: Evansville Central
County: Vanderburgh
Superintendent: Dr. David Smith
Principal: Andrea Campbell
Athletic Director: Cathy Ferris
Head Coach: Troy Burgess
Assistant Coaches: Andy Zirklebach, Shawn Mooney, Derek Dean, Jacob Hester, Mike Owen, Kyle Neidig, Kendell Wilson, Chad Koch, Bub Fraiser, Dave Ramsey, David Harris, Andrué Hobgood, Harold Roberts, Fred Helm, Neil Wilkins
Offensive Formation: I Formation
Defensive Formation: 4-2-5
Colors: Gold and Brown
Conference: So. Indiana Athletic Conference
Enrollment: 1078
Last Year's W-L Record: 11-2
@CentralBearsCHS

Season Results (13-1)

8/17	at Greenfield-Central	W	42-0
8/25	Daviess County KY	W	49-13
8/31	at Evansville Bosse	W	42-6
9/7	at Evansville Reitz	W	26-21
9/14	at Castle	W	41-34
9/21	Evansville Harrison	W	56-0
9/28	Evansville Memorial	L	27-47
10/5	at Evansville Mater Dei	W	42-7
10/12	Evansville North	W	40-0

Sectional

10/19	Evansville Reitz	W	30-14
10/26	at Northview	W	35-21
11/2	Booneville	W	49-20

Regional

11/10	at East Central	W	28-24
-------	-----------------	---	-------

Semi-State

11/17	Marion	W	30-14
-------	--------	---	-------

DEPTH CHART Please list your two-deeps at each position.**Offense**

<i>Pos.</i>	<i>No.</i>	Name
QB	13	Brennon Harper
QB	1	Cameron Banks
RB	38	Brennan Schutte
RB	20	Jacob Boberg
FB	41	Grant Maas
FB	20	Jacob Boberg
WR	4	Malcolm DePriest
WR	28	David Payne
WR	7	Jaylen Bowman
WR	1	Cameron Banks
TE	42	Austin Frasier
TE	26	Dylan Carrier
LT	79	Avery Zoss
LT	76	Dalton Mills
LG	65	Topper Ramsey
LG	59	Mitchell Porter
C	56	Holton Zoss
C	71	Zach Hansen
RG	77	Kody Martin
RG	59	Mitchell Porter
RT	57	Bryson Leach
RT	71	Zach Hansen

Specialists

Pos.	No.	Name
Punter	43	Jon Degenhart
	10	Steven Pritchett
Placekicker	43	Jon Degenhart
	10	Steven Pritchett
Kickoffs	43	Jon Degenhart
	10	Steven Pritchett
Long Snapper	41	Grant Maas
Holder	4	Malcolm DePriest
Punt Returns	4	Malcolm DePriest
Kickoff Returns	4	Malcolm DePriest
	7	Jaylen Bowman

Defense

Pos.	No.	Name
DE	88	Rayzel Joiner
DE	71	Zach Hansen
DT	71	Zach Hansen
DT	77	Kody Martin
DT	76	Dalton Mills
DT	79	Avery Zoss
DE	26	Dylan Carrier
DE	34	Isaac Butler
LB	20	Jacob Boberg
LB	38	Brennan Schutte
LB	42	Austin Frasier
LB	41	Grant Maas
LB	29	Julian Johnson
LB	38	Brennan Schutte
DB	28	David Payne
DB	85	Isaac Carter
DB	6	Camdyn Counts
DB	7	Jaylen Bowman
SS	1	Cameron Banks
SS	85	Isaac Carter
FS	4	Malcolm DePriest
FS	7	Jaylen Bowman

HEAD COACH PROFILE

Name: Troy Burgess

Age: 52

Spouse's Name:

Years Married:

Children's Names, Ages: Samantha Burgess 22

Mason Burgess 18

Current Occupation, Employer: Teacher, EVSC

No. of Yrs.: 1st year at EVSC, 25th year overall

If a teacher, what subjects and grades do you teach: PE

Education

High School Attended, Year Graduated: New Castle 1984

College Attended, Year Graduated: Ball State 1991

Degree(s) / Major: BS in Education

Athletic Participation

Sport	High School Years (ie: 1972, 73)	College Years (ie: 1976, 77)
Football	1981-83	1984-85 Purdue University
Basketball	1981-84	
Baseball	1981-84	

As a high school or college player, have you ever competed in a State or National Championship Event in any sport? If yes, please give details:

Played in the Final Four in high school basketball 1984. Lost to Warsaw in the morning game.

Coaching Experience (Football Only)

Years as Varsity Head Coach at Current School (ie: 5 years): 1 year

Actual Years as Varsity Head Coach at Current School (ie: 1996-2000): 2018-Present

Record as Varsity Head Coach at Current School: 13-1

Overall Varsity Head Coaching Record: 108-75

Do you coach any other sports at your school? No

Please list below where you've coached during your career starting with your current position:

School	Head / Asst.	No. of Years (ie: 5)	Actual Years (ie: 1992-present)
Evansville Central	Head	1	2018-Present
South Putnam	Head	8	2006-2013
Greenfield-Central	Head	4	2002-2005
Owen Valley	Head	4	1998-2001
Owen Valley	Asst	4	1994-1997
Muncie South	Asst	4	1989-1993
New Castle	Asst	1	1988

Tournament Championships (As the Varsity Head Coach, list years your team won):

Sectional: 2011 2A, 2013 1A, 2018 4A

Regional: 2018

Semi-State: 2018

State Championship:

Something Interesting About You Personally Or Professionally That People Might Not Know:



New Palestine Dragons

Class 5A



Lt.	Dk.	Name	Gr.	Ht.	Wt.	Position(s)
2	2	CJ Faubion	12	5'09	191	RB/LB
3	3	Blake Austin	10	6'01	166	WR/DB
4	4	David Spegal	10	5'07	183	RB/LB
5	5	Eric Roudebush	11	6'03	182	WR/DB
6	6	Brody Luker	11	6'00	156	WR/DB
7	7	Aven Jones	11	6'00	192	RB/LB
8	8	Nick Payton	12	6'01	145	WR/DB
9	9	Luke Ely	12	5'11	200	RB/LB
10	10	Jacob Hockett	12	6'01	177	TE/LB
11	11	Zach Neligh	12	6'01	171	QB/DB
12	12	Lincoln Roth	10	5'10	147	QB/DB
13	13	Luke Canfield	11	5'10	168	RB/DB
15	15	Ryker Large	11	5'10	140	WR/DB
16	16	Chris Guhl	11	6'00	147	QB/DB
17	17	Riley Wire	11	6'00	180	WR/LB
20	20	Maxen Hook	11	6'01	175	TE/DB
21	21	Colby Jenkins	12	5'10	178	WR/DB
22	22	Jack Johnson	10	5'09	134	WR/DB
23	23	Brendan Callis	10	5'10	162	WR/DB
24	24	Justin Turk	12	5'04	127	WR/DB
25	25	Eric Ely	11	5'11	161	WR/DB
26	26	Grant Wiegand	12	5'09	153	WR/DB
27	27	Jaaron Manley	11	5'08	151	WR/DB
28	28	Nick Bastian	10	6'01	157	WR/DB
30	30	Darin Johnson	10	5'09	147	RB/LB
31	31	Kaiden Kirkwood	10	5'09	132	WR/DB
32	32	Charlie Spegal	11	5'10	221	RB/LB
34	34	Richard Clevenger	10	6'00	179	TE/LB
35	35	Devan Hill	11	5'10	169	TE/LB
39	39	Devon Spegal	10	5'05	154	RB/LB
50	50	Austin Terry	11	5'10	273	OL/DL

Lt.	Dk.	Name	Gr.	Ht.	Wt.	Position(s)
51	51	Tiler Green	12	5'11	213	OL/DL
52	52	Brice Freeman	11	5'11	182	OL/DL
53	53	Noah Mack	10	6'00	232	OL/DL
54	54	Kyle King	11	6'04	233	OL/DL
55	55	Jacob Brittsan	11	6'03	241	OL/DL
56	56	Will Olive	11	6'01	222	OL/DL
58	58	Alex Cotterman	12	5'11	265	OL/DL
59	59	Nik Zickler	12	5'08	181	OL/DL
60	60	Tyler Horsley	12	6'02	302	OL/DL
62	62	David Bogle	12	5'10	229	OL/DL
63	63	Austin Cory	10	5'08	183	OL/DL
65	65	Austin Keele	12	6'01	258	OL/DL
67	67	Luke Horner	12	6'00	257	OL/DL
68	68	Ethan Sturgeon	10	6'01	254	OL/DL
70	70	Dylan Roberts	10	6'00	213	OL/DL
71	71	Joey O'Dell	12	6'00	217	OL/DL
72	72	Jarred Williams	10	5'09	238	OL/DL
73	73	Cody Rooks	11	5'11	181	OL/DL
74	74	Austin White	10	6'00	288	OL/DL
75	75	Tucker Keevers	10	6'03	249	OL/DL
80	80	Dawson Eastes	11	6'05	183	WR/DB
81	81	Kade Large	11	6'03	173	TE/DB
84	84	Alex Kropp	11	5'11	178	K
88	88	Matt Brown	10	6'04	200	TE/LB

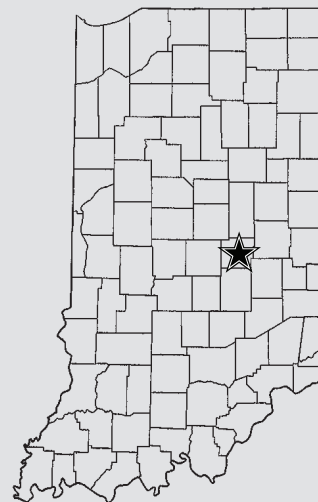
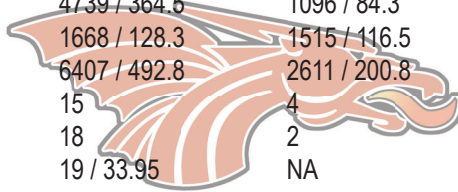
New Palestine Dragons

Class 5A



Team Statistics

	New Palestine	Opponents
Total Points / Points Per Game	761 / 58.5	118 / 9.1
First Downs / Per Game	258 / 19.9	138 / 10.6
Rushing Yards / Per Game	4739 / 364.5	1096 / 84.3
Passing Yards / Per Game	1668 / 128.3	1515 / 116.5
Total Yards / Per Game	6407 / 492.8	2611 / 200.8
Fumbles Recovered By	15	4
Intercepted By	18	2
Total Punts / Average	19 / 33.95	NA
Penalties / Yards	NA	NA



Individual Statistics

Scoring		G	TD	1-Pt.	2-Pt.	FG	TP	PPG
32	Charlie Spegal	13	68	0	1	0	410	31.5
84	Alex Kropp	13	0	97	0	6	115	8.8
11	Zach Neligh	13	13	0	0	0	78	6.0
21	Colby Jenkins	13	6	0	0	0	36	2.8
20	Maxen Hook	13	3	0	1	0	20	1.5

Rushing		G	Att.	Yds.	TD	YPG	YPC	Long
32	Charlie Spegal	13	291	3130	66	240.8	10.8	82
11	Zach Neligh	13	137	1002	13	77.1	7.3	83
26	Grant Wiegand	9	9	144	1	16.0	16.0	32
21	Colby Jenkins	13	12	141	1	10.8	11.8	55
16	Chris Guhl	8	12	76	2	9.5	6.3	36

Passing		G	Comp.	Att.	Int.	TD	Yds.	YPG
11	Zach Neligh	13	84	133	2	13	1516	116.6
16	Chris Guhl	8	10	13	0	1	136	17.0
12	Lincoln Roth	4	3	4	0	1	16	4.0

Receiving		G	Rec.	Yds.	TD	YPG	YPC	Long
21	Colby Jenkins	13	29	495	5	38.1	17.1	53
88	Matt Brown	7	9	169	0	24.1	181.1	45
81	Kade Large	12	8	136	0	11.3	17.0	54
20	Maxen Hook	13	5	130	2	10.0	26.0	64
15	Ryker Large	13	5	125	1	9.6	25.0	76

Defense		G	Tackles	For Loss	Sacks	INT	FF	FR
20	Maxen Hook	13	118	13.5	4	3	3	1
9	Luke Ely	13	85	6.0	3	1	1	2
7	Aven Jones	13	82	10.0	4	0	0	1
54	Kyle King	13	69	25.0	17	0	1	0
2	C.J. Faubion	13	53	5.5	1	0	0	0
6	Brody Luker	13	52	1.0	0	6	1	1

State Finals History

State Champion: **(1)** 2014 (4A)
 Runner-Up: **(2)** 1990 (3A), 2015 (5A)
 Appearances: **(4)** 1990 (3A), 2014 (4A)
 2015 (5A), 2018 (5A)



Kyle Ralph
 Head Coach
 73-4 (6th year)
 73-4 (6th year overall)

Team Facts

City/Town: New Palestine
 County: Hancock
 Superintendent: Dr. Lisa Lantrip
 Principal: Keith Fessler
 Athletic Director: Allen Cooper
 Asst. Athletic Director: Jeff Wright
 Head Coach: Kyle Ralph
 Assistant Coaches: John Horan, Jeremy Large, Wes Anderson, Dan Buchanan, Brandon Collins, James Evans, Mike Luker, Scott McMurray, Dan Walker, Matt Keele, Gary Greene, Justin Harvey, Will Elsbury, Matt Hayden, Mike Meyer, Kirk Woodcock
 Student Managers: Dakota Cook, Faith Hensel, Katie Herron, Aden Lumbley
 Sports Information Director: Andrew Smith
 Offensive Formation: Power Spread
 Defensive Formation: 3-3 stack
 Colors: Red and White
 Conference: Hoosier Heritage
 Enrollment: 1179
 Last Year's W-L Record: 10-1
 @NPHSDragons

Season Results (13-0)

8/17 Kokomo W 77-0
 8/24 Center Grove W 31-9
 8/31 at Yorktown W 81-13
 9/7 at Mt. Vernon W 64-0
 9/14 at Pendleton Heights W 42-21
 9/21 Greenfield-Central W 76-7
 9/28 at Shelbyville W 77-7
 10/5 at New Castle W 56-14
 10/12 Delta W 84-13

Sectional

10/26 at Zionsville W 29-17
 11/2 Anderson W 78-0

Regional

11/9 at Harrison (WL) W 31-7

Semi-State

11/17 Michigan City W 35-10

DEPTH CHART Please list your two-deeps at each position.

Offense

Pos.	No.	Name
WR	3	Blake Austin
WR	80	Dawson Eastes
SL	21	Colby Jenkins
SL	15	Ryker Large
LT	55	Jacob Brittsan
LT	75	Tucker Keevers
LG	53	Noah Mack
LG	68	Ethan Sturgeon
C	65	Austin Keele
C	58	Alex Cotterman
RG	58	Alex Cotterman
RG	56	Will Olive
RT	54	Kyle King
RT	70	Dylan Roberts
SL	81	Kade Large
SL	88	Matt Brown
WR	5	Eric Roudebush
WR	20	Maxen Hook
QB	11	Zach Neligh
QB	5	Eric Roudebush
RB	32	Charlie Spegal
RB	13	Luke Canfield

Defense

Pos.	No.	Name
DT	65	Austin Keele
DT	55	Jacob Brittsan
NT	60	Tyler Horsley
NT	56	Will Olive
DT	54	Kyle King
DT	53	Noah Mack
SLB	10	Jacob Hockett
SLB	2	C.J. Faubion
MLB	9	Luke Ely
MLB	34	Richard Clevenger
WLB	7	Aven Jones
WLB	88	Matt Brown
CB	13	Luke Canfield
CB	27	Jaaron Manley
CB	15	Ryker Large
CB	16	Chris Guhl
DB	81	Kade Large
DB	26	Grant Wiegand
DB	20	Maxen Hook
DB	5	Eric Roudebush
S	6	Brody Luker
S	26	Grant Wiegand

Specialists

Pos.	No.	Name
Punter	5	Eric Roudebush
Placekicker	84	Alex Kropp
Kickoffs	84	Alex Kropp
Long Snapper	52	Brice Freeman
Holder	15	Ryker Large
Punt Returns	21	Colby Jenkins
Kickoff Returns	15	Ryker Large

HEAD COACH PROFILE

Name: Kyle Ralph

Age: 34

Spouse's Name: Ashley

Years Married: 10

Children's Names, Ages: Kaeden, 8 Madison, 5 Kenley, 1

Current Occupation, Employer: Teacher, New Palestine High School

No. of Yrs.: 6

If a teacher, what subjects and grades do you teach: Advanced PE, 9-12

Education

High School Attended, Year Graduated: St. Xavier High School, Cincinnati, OH, 2002

College Attended, Year Graduated: University of North Carolina-Chapel Hill, 2006

Degree(s) / Major: B.A. History

Athletic Participation

Sport	High School Years (ie: 1972, 73)	College Years (ie: 1976, 77)
Football	1998-2001	2002-05
Track and field	1999-2002	

As a high school or college player, have you ever competed in a State or National Championship Event in any sport? If yes, please give details:

As a senior in high school (2001 football season), we lost in the state championship game to St. Ignatius

Coaching Experience (Football Only)

Years as Varsity Head Coach at Current School (ie: 5 years): 6 years

Actual Years as Varsity Head Coach at Current School (ie: 1996-2000): 2013-2018

Record as Varsity Head Coach at Current School: 73-4

Overall Varsity Head Coaching Record: 73-4

Do you coach any other sports at your school? Track

Please list below where you've coached during your career starting with your current position:

School	Head / Asst.	No. of Years (ie: 5)	Actual Years (ie: 1992-present)
New Palestine High School	Head	6	2013-present
Withrow HS, Cincinnati, OH	Asst.	2	2011-12
Oak Hills HS, Cincinnati, OH	Asst.	3	2008-10
St. Xavier HS, Cincinnati, OH	Asst.	1	2007

Tournament Championships (As the Varsity Head Coach, list years your team won):

Sectional: 2013, 2014, 2015, 2018

Regional: 2013, 2014, 2015, 2018

Semi-State: 2014, 2015, 2018

State Championship: 2014

Something Interesting About You Personally Or Professionally That People Might Not Know:

I am incredibly superstitious, going back to my playing days in HS and college and now as a coach.



Decatur Central Hawks

Class 5A



Lt.	Dk.	Name	Gr.	Ht.	Wt.	Position(s)
2	2	Jason Allen Jr.	12	5'10	165	RB/DB
2	2	Elias Steffey	9	5'09	165	QB/DB
3	3	Chaikou Diallo	9	5'08	145	QB/DB
3	3	Dylan Renick	12	6'03	205	TE/LB
4	4	William Gibson	12	5'10	206	FB/LB
5	5	Andy Gibson	9	5'10	170	FB/DL
5	5	Nick Pickett	12	5'10	195	RB/DB
6	6	Devin Newton	9	5'10	170	WR/DB
7	7	Jamie Maldonado	10	5'08	140	K/P
7	7	Joshua McLin	9	5'09	145	WR/DB
8	8	Parker Harrington	12	5'10	178	QB/DB
9	9	Dominic Myrick	10	5'07	143	WR/DB
10	10	Laurenze Peterson	9	5'08	140	RB/DB
11	11	Keenan Hicks	9	5'11	150	WR/DB
11	11	Javon Tracy	9	5'08	155	RB/DB
12	12	Larry Tracy	12	5'11	170	WR/DB
13	13	Kenny Tracy	11	6'01	185	RB/LB
14	14	Chaikou Sow	12	5'10	166	RB/DB
15	15	Eric James	10	5'10	140	QB/DB
16	16	Jacob James	9	6'00	150	QB/DB
16	16	Rylan Scott	11	5'07	130	WR/DB
17	17	Aiden Tounkara	11	6'00	155	WR/DB
18	18	Peyton Horsley	10	5'11	150	QB/DB
19	19	Mitchell Wilson	11	5'08	185	TE/LB
20	14	Deandre Warren	11	5'07	135	RB/DB
21	21	Jerimiah Winters	12	5'10	156	RB/DB
22	22	Dylan Nelms	11	5'11	150	RB/DB
23	23	Brayden Hazelwood	11	5'08	135	WR/DB
24	24	Delmon Alexander	9	5'09	155	RB/DB
24	24	Carlos Hamilton	12	5'08	175	RB/LB
25	25	Chris Marchino	10	5'10	140	WR/DB
25	25	Garrett Warrum	9	5'09	150	WR/LB
26	26	William Starks	9	5'08	145	RB/DB
26	26	Dylan Walker	10	5'06	140	OL/LB
27	24	Devon Davis	10	5'05	132	RB/DB
27	27	Kaleb Hicks	9	5'11	160	FB/LB
28	28	LaPharoah Ellis	10	5'11	160	RB/DB
29	29	Elijah Surber	10	5'09	135	WR/DB
30	30	Christian Thomas	11	5'06	136	RB/LB
31	31	Aaron Rose	10	5'07	145	WR/CB
32	32	Tavyon Calahan	10	5'07	130	RB/DB
32	32	James Jenkins	9	5'10	160	FB/LB
33	33	Carreon Underwood	11	5'09	174	RB/LB
34	34	Matt Cook	10	5'10	165	RB/LB
34	34	Vincent Tran	9	5'09	165	RB/LB
35	35	Anthony Bills	12	5'10	190	TE/LB
36	36	Isaac Barker	12	5'10	190	TE/LB
38	38	Jorden Miller	11	5'07	130	WR/DB

Lt.	Dk.	Name	Gr.	Ht.	Wt.	Position(s)
40	40	Chamaar Smith	12	6'03	235	TE/DL
41	41	Ameer Salama	11	5'07	130	K/P
42	42	Eric Robison	10	5'07	130	WR/DB
43	43	Camren Dockery	10	5'09	145	WR/DB
44	44	Rashawn Seward	9	5'11	165	WR/LB
44	44	Max Wise	10	5'08	165	FB/LB
46	46	Spencer Eaton	9	5'10	165	OL/DL
46	46	Joe Mayberry	10	5'08	155	RB/LB
51	51	Isaac Lawrence	11	6'00	245	OL/DL
51	51	Jason Saravia-Zelayan	9	5'09	200	OL/DL
52	52	Devin Brock	12	5'09	235	OL/DL
52	52	David Harvey	9	5'10	170	OL/DL
53	53	Cole Cravens	11	5'10	235	OL/DL
53	53	Silas Ross	9	5'10	165	TE/DL
54	54	Kenneth Dunlap	9	5'09	205	OL/DL
54	54	Cayden Lang	12	5'11	240	OL/DL
55	55	Caden Crawford	10	5'06	165	OL/DL
56	56	Christian Sweeten	10	5'11	230	OL/DL
57	57	Foster Wertz	9	5'11	255	OL/DL
58	58	Christian Turner	10	5'09	200	OL/DL
59	59	Hunter Lanie	10	5'11	180	OL/LB
60	60	Jonathan Lloyd	12	5'10	210	OL/DL
61	61	Nathan Berlin	11	5'10	200	OL/DL
62	62	Nathaniel Burkhart	9	5'10	205	OL/DL
62	62	Bryce Lewman	12	5'11	215	LS
62	62	Stephen Osborn	11	6'00	210	OL/DL
64	64	Gavin Tewell	9	5'10	190	OL/DL
64	64	Dustin Wooten	11	6'01	223	OL/DL
65	65	Sean Elmore	11	5'09	245	OL/DL
66	66	Brayden Pearson	11	5'10	200	OL/LB
66	66	Gavin Smith	9	5'10	160	OL/LB
68	68	Matt Morris	10	6'02	250	OL/DL
70	70	Jaden Pruitt	11	6'01	220	OL/DL
71	71	Hunter Gibson	10	5'09	215	OL/DL
72	72	Roy Lampkin	12	5'09	235	OL/DL
74	74	Caleb Lagle	10	6'04	225	OL/DL
76	76	CJ Woods	10	5'08	230	OL/DL
79	79	Jeremy Jones	11	5'11	190	OL/DL
79	79	Jebediah Pace	9	5'09	245	OL/DL
82	82	Jacob Matherly	10	5'09	155	WR/LB
84	84	Sebastian Murillo	11	6'00	175	WR/DB
86	86	Blake Ferguson	11	6'00	145	WR/DB
87	87	Izac Stewart	10	5'09	140	WR/DB
88	88	Koby Sanders	9	5'09	145	WR/DB
88	88	Kendrick Sutton	10	5'09	140	RB/DB
90	90	Jordan Miles	11	6'02	210	TE/DE
99	99	Devyn Partain	12	6'02	240	OL/DL

Decatur Central Hawks

Class 5A



Team Statistics

	Decatur Central	Opponents
Total Points / Points Per Game	427/32.8	205/15.7
First Downs / Per Game	231/17.7	116/8.9
Rushing Yards / Per Game	3,151/242.4	1,126/86.6
Passing Yards / Per Game	1,608/123.7	1,304/100.3
Total Yards / Per Game	4,759/366.1	2,430/186.9
Fumbles Recovered By	16	7
Intercepted By	4	7
Total Punts / Average	53/38.3	98/38.9
Penalties / Yards	89/915	83/825

Individual Statistics

Scoring		G	TD	1-Pt.	2-Pt.	FG	TP	PPG
13	Kenny Tracy	13	31	0	0	0	186	14.3
2	Jason Allen Jr.	13	9	0	0	0	54	4.2
4	Will Gibson	13	9	0	0	0	54	4.2
7	Jamie Maldonado	13	0	53	0	0	53	4.1
8	Parker Harrington	13	4	0	0	0	24	1.8

Rushing		G	Att.	Yds.	TD	YPG	YPC	Long
13	Kenny Tracy	13	181	1388	22	106.7	7.4	85
8	Parker Harrington	13	159	858	4	66.0	5.4	58
4	Will Gibson	13	81	591	9	45.4	7.3	52
5	Nick Pickett	13	19	149	2	11.5	7.8	21

Passing		G	Comp.	Att.	Int.	TD	Yds.	YPG
8	Parker Harrington	13	90	177	7	20	1,594	122.6

Receiving		G	Rec.	Yds.	TD	YPG	YPC	Long
2	Jason Allen Jr.	13	29	605	6	46.5	20.8	71
13	Kenny Tracy	13	26	527	9	40.5	20.2	74
12	Larry Tracy	13	11	155	1	11.9	14.0	55
34	Matt Cook	13	7	92	0	7.1	13.1	16

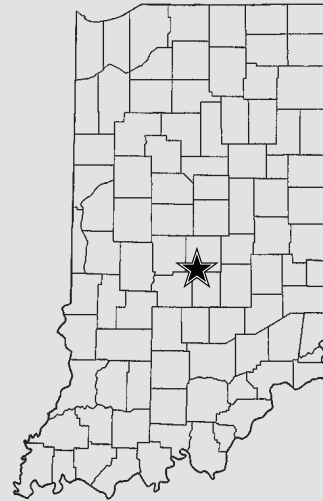
Defense		G	Tackles	For Loss	Sacks	INT	FF	FR
3	Dylan Renick	13	93	20	2	0	0	1
40	Chamaar Smith	13	80	25	7	0	2	1
90	Jordan Miles	13	73	16	8	0	1	2
2	Jason Allen Jr.	13	66	5	0	3	0	1
4	Will Gibson	13	64	9	4	0	1	2
12	Larry Tracy	13	59	8	2	1	3	5

State Finals History

First Appearance



Kyle Enright
Head Coach
29-6 (3rd year)
29-6 (3rd year overall)



Team Facts

City/Town: Indianapolis

County: Marion

Superintendent: Matthew J. Prusiecki, Ph. D

Principal: Scott DeFreese

Athletic Director: Justin Dixon

Asst. Athletic Director: Derek Staton

Head Coach: Kyle Enright

Assistant Coaches: Ryan Cook, Brad Rose,

Danny Brock, Tony Tate, Dennis Sharrett,

Chris Anderson, Brian Gegner, Dennis

Staton, Will Vinson, Paul Tutsie, Jason

Schanzel, Tommy Stevens, Terry Riggs,

Chase Lyday, Donnie Ivey, Erik Jergensen,

Clint Stevens, Jeremy Wilson, Don Ivey,

Dennis Hoskins, Sean Evans, Ian Mendez,

Terry Pickett, Tony Stevens, Ryan Harrison

Student Managers: Kylie Taylor, Becca

Jones, Madeline Collins, Maddie Spears,

Haley Everman, Abbey Lay, Winnah Beard,

Kylie Hektor, Kenzee Smith, Taylor Horsley,

Dylan Cravvens, Kaylee Gross

Offensive Formation: Multiple

Defensive Formation: Odd Stack

Colors: Navy Blue and Vegas Gold

Conference: Mid-State Conference

Enrollment: 1772

Last Year's W-L Record: 10-2

[@DCHS_hawks](#)

Season Results (12-1)

8/17	Franklin Central	W	14-0
8/24	at Westfield	W	35-21
8/31	Whiteland	W	28-14
9/07	at Martinsville	L	15-18
9/14	Mooresville	W	38-28
9/21	at Plainfield	W	42-21
9/28	Greenwood	W	40-18
10/5	at Perry Meridian	W	48-18
10/12	at Franklin	W	42-15

Sectional

10/26	Indianapolis Arsenal Tech	W	49-14
11/02	Indianapolis Cathedral	W	21-14

Regional

11/09	Bloomington South	W	28-0
-------	-------------------	---	------

Semi-State

11/16	Columbus East	W	27-24
-------	---------------	---	-------

DEPTH CHART Please list your two-deeps at each position.

Offense

Pos. No. Name

QB 8 Parker Harrington

QB 15 Eric James

FB 4 Will Gibson

FB 33 Carreon Underwood

RB 13 Kenny Tracy

RB 5 Nick Pickett

RB 14 Chaikou Sow

RB 11 Javon Tracy

WR 2 Jason Allen Jr.

WR 34 Matt Cook

WR 12 Larry Tracy

WR 84 Sebastian Murillo

LT 54 Cayden Lang

LT 68 Matt Moris

LG 52 Devin Brock

LG 70 Jaden Pruitt

C 72 Roy Lampkin

C 53 Cole Cravens

RG 66 Brayden Pearson

RG 60 Jonathan Lloyd

RT 56 Christian Sweeten

RT 57 Foster Wertz

Specialists

Pos. No. Name

Punter 41 Ameer Salama

8 Parker Harrington

Placekicker 7 Jamie Maldonado

41 Ameer Salama

Kickoffs 41 Ameer Salama

7 Jamie Maldonado

Long Snapper 62 Bryce Lewman

Holder 23 Brayden Hazelwood

Punt Returns 2 Jason Allen Jr.

Kickoff Returns 13 Kenny Tracy

2 Jason Allen Jr.

Defense

Pos. No. Name

N 51 Isaac Lawrence

N 57 Foster Wertz

DE 40 Chamaar Smith

DE 61 Nathan Berlin

DE 90 Jordan Miles

DE 19 Mitchell Wilson

ILB 4 Will Gibson

ILB 30 Christian Thomas

ILB 3 Dylan Renick

ILB 22 Dylan Nelms

ILB 5 Nick Pickett

ILB 23 Brayden Hazelwood

S 14 Chaikou Sow

S 33 Carreon Underwood

S 2 Jason Allen Jr.

S 6 Devin Newton

S 13 Kenny Tracy

S 27 Devon Davis

CB 12 Larry Tracy

CB 28 LaPharoah Ellis

CB 21 Jeremiah Winters

CB 20 Deandre Warren

HEAD COACH PROFILE**Name:** Kyle Enright**Age:** 39**Spouse's Name:** Callie Enright**Years Married:** 11 years**Children's Names, Ages:** Loagin, 21 - Ellie, 7 - Ryker, 4**Current Occupation, Employer:** Teacher/Coach, MSD Decatur Township**No. of Yrs.:** 10**If a teacher, what subjects and grades do you teach:** High School English and Special Education**Education****High School Attended, Year Graduated:** Decatur Central High School, 1997**College Attended, Year Graduated:** University of Indianapolis, 2002**Degree(s) / Major:** Education**Athletic Participation**

Sport	High School Years (ie: 1972, 73)	College Years (ie: 1976, 77)
Football	1994-1997	1998-2002
Basketball	1994-1997	
Baseball	1994-1997	

As a high school or college player, have you ever competed in a State or National Championship Event in any sport? If yes, please give details:

I have not competed in a state championship or national championship as a player, but have coached in 3 State Championships as an assistant at Warren Central High School from 2004-2006.

Coaching Experience (Football Only)**Years as Varsity Head Coach at Current School (ie: 5 years):** 3**Actual Years as Varsity Head Coach at Current School (ie: 1996-2000):** 2016-2018**Record as Varsity Head Coach at Current School:** 29-6**Overall Varsity Head Coaching Record:** 29-6**Do you coach any other sports at your school?** No**Please list below where you've coached during your career starting with your current position:**

School	Head / Asst.	No. of Years (ie: 5)	Actual Years (ie: 1992-present)
Decatur Central	Head Coach	3	2016-Present
Decatur Central	Assistant	7	2009-2015
Warren Central	Assistant	5	2004-2008
Southport	Assistant	1	2003

Something Interesting About You Personally Or Professionally That People Might Not Know:

My mother Betty and my father David were both teachers. My mother taught elementary school at school #35 in IPS for over 35 years and my father taught and was the Head Coach at Hamilton Southeastern, Bloomington South and Perry Meridian and was an assistant at Decatur Central and Warren Central. My father was elected to the Indiana High School Football Hall of Fame. My wife Callie is also a teacher at Perry Meridian High School.



Carmel Greyhounds

Class 6A



Lt.	Dk.	Name	Gr.	Ht.	Wt.	Position(s)
1	1	Brandon Sandy	12	5'11	184	K
2	2	Dylan Downing	11	6'00	217	RB
3	3	Jake Paris	11	6'00	175	CB
4	4	Matt Fortier	12	5'08	178	CB
5	5	Tommy Spraezt	12	6'00	195	CB
6	6	Christian Williams	11	5'11	175	WR
7	7	Owen Schafer	10	6'00	165	CB
8	8	Sam Rogers	11	6'00	175	WR
9	9	Daniel Alvis	12	6'01	190	WR
10	10	Ross Abdellah	12	6'03	175	WR
11	11	Zach Gish	11	5'08	165	WR
12	12	Tyler Trent	12	6'02	200	QB
13	13	Tamarris Springfield	10	5'08	150	CB
14	14	Phil Garcia	12	5'08	175	WR
15	15	Mason Dillow	12	6'00	150	WR
16	16	Camari Hunt	12	6'00	203	RB
16	16	Zach Osborne	9	6'00	182	QB
17	17	Gabe Quigley	11	6'02	185	QB
18	18	Colton Parker	10	6'01	167	QB
19	19	Spencer Hanna	10	5'10	150	K
20	20	Baron Smith	10	5'11	160	CB
21	21	John Rogers	10	5'10	170	RB
22	22	Nate Frey	12	6'00	185	S
23	23	Vonta Blackburn	11	5'07	150	RB
24	24	Sam Saliba	11	5'09	165	S
25	25	Xyrese Breland	12	5'10	170	S
25	25	Solomon Williams	9	5'10	165	S
26	26	William Padgett	11	5'08	185	S
27	27	Erik Allen	11	5'08	160	RB
28	28	Tyson Pennington	10	5'11	160	CB
29	29	Josh Schumann	12	5'10	183	OLB
31	31	Gavin Hale	10	5'11	170	ILB
32	32	Kyle Lozen	11	5'10	200	ILB
33	33	Josh Crum	12	5'10	182	TE/FB
34	34	Ethan Aguilar	11	5'08	185	K
35	35	Hayden Cate	9	5'10	171	S
35	35	Tyler Thikoll	11	6'00	180	S
36	36	Jirah Ojata	11	6'02	185	ILB
37	37	Ty Wise	11	6'02	218	OLB
38	38	Logan Burks	11	6'05	185	S
39	39	Zach White	10	5'08	205	RB
40	40	Keagen Dorsten	10	6'03	202	TE/FB
41	41	Beau Robbins	12	6'04	238	DL
42	42	Joey Schmidt	12	6'01	220	OLB
43	43	Larry Pittman	12	6'00	190	ILB
44	44	Ryan Tilev	12	6'02	218	DL

Lt.	Dk.	Name	Gr.	Ht.	Wt.	Position(s)
45	45	Andrew Turvy	10	6'02	190	OLB
46	46	Garrett Sharp	11	6'00	180	S
48	48	Haakon Van Beynen	11	6'02	220	TE/FB
49	49	Jacob Weaver	11	5'10	200	ILB
50	50	Zachary White	12	5'11	250	OL
51	51	Selvin Cordero	12	5'07	200	DL
52	52	Brandon Matura	11	6'03	250	OL
53	53	Caleb Shaffer	12	6'05	315	OL
54	54	Dominic Padjen	10	6'00	195	ILB
55	55	Conner Sirmon	11	6'00	245	OL
56	56	Matt Boyer	12	6'00	200	ILB
57	57	Luke Pratt	11	5'10	200	ILB
58	58	Devan Lloyd	11	5'10	233	OL
59	59	Saketh Gajjala	12	6'02	275	OL
60	60	William Payne	12	5'11	210	OL
61	61	Will Kepler	10	5'10	170	ILB
62	62	Collin O'Connor	10	5'11	245	OL
64	64	Matt Klepinger	12	6'03	265	OL
65	65	Chase Southard	12	6'03	233	OL
66	66	Dominick Cate	12	6'03	270	OL
68	68	Caleb Walker	11	5'10	230	OL
69	69	Jake Fitzgerald	10	6'01	260	DL
70	70	Austin North	12	6'02	220	DL
71	71	Miles Flynn	12	6'02	207	DL
72	72	Mason Klain	12	5'11	190	DL
73	73	Thor Kracht	11	6'03	258	OL
74	74	Sloan Goldblatt	12	5'11	262	OL
75	75	Justin Pickett	10	6'05	275	OL
78	78	Isaac Ullom	11	6'02	225	OL
80	80	Ty Bryant	11	6'02	200	TE/FB
81	81	Zach Dilger	10	6'01	170	WR
82	82	Schuyler Bradley	12	6'01	195	WR
83	83	Xavon Breland	12	5'10	165	WR
84	84	Aidan Ellison	11	5'08	165	WR
85	85	Nicholas Yokas	11	6'00	172	OLB
86	86	Rhett Williams	12	6'06	225	TE/FB
87	87	Liam Jensen	11	5'11	156	WR
88	88	Landon Berger	12	6'04	218	DL
89	89	Ryan Macharia	11	5'11	160	WR
90	90	Cole Brevard	11	6'03	297	DL
91	91	Griffin McDonough	12	5'10	220	DL
92	92	Bret David	12	5'11	195	DL
93	93	Jamal Taylor	12	6'07	235	DL
98	98	Jacob Smith	10	6'01	180	DL
99	99	Scott Hudson	10	6'02	230	DL

Carmel Greyhounds

Class 6A



Team Statistics

	Carmel	Opponents
Total Points / Points Per Game	351/23.4	260/17.3
First Downs / Per Game	230/17.6	205/15.7
Rushing Yards / Per Game	2931/225	1455/111
Passing Yards / Per Game	1477/113.6	2246/172.7
Total Yards / Per Game	4408/339	3701/284
Fumbles Recovered By	7	7
Intercepted By	12	14
Total Punts / Average	60/32.5	72/34.5
Penalties / Yards	92/990	80/804



Individual Statistics

Scoring	G	TD	1-Pt.	2-Pt.	FG	TP	PPG
19 Spencer Hanna	13	0	35-35	0	14-16	77	5.9
39 Zach White	13	9	0	0	0	54	4.1
17 Gabe Quigley	10	7	0	0	0	42	3.2
6 Christian Williams	13	6	0	0	0	36	2.7
2 Dylan Downing	11	5	0	0	0	30	2.3

Rushing	G	Att.	Yds.	TD	YPG	YPC	Long
2 Dylan Downing	11	176	1056	5	93.2	5.8	61
39 Zach White	13	169	1049	9	78.5	6.0	52
17 Gabe Quigley	10	61	414	7	36.9	6.0	50
12 Tyler Trent	14	61	275	0	9.2	2.1	24
27 Erik Allen	8	38	109	0	11.6	2.4	11

Passing	G	Comp.	Att.	Int.	TD	Yds.	YPG
12 Tyler Trent	14	66	163	10	10	936	66.9
17 Gabe Quigley	10	47	93	2	5	541	54.1

Receiving	G	Rec.	Yds.	TD	YPG	YPC	Long
6 Christian Williams	13	31	377	5	29.0	12.2	49
8 Sam Rogers	13	26	492	5	37.8	18.9	55
84 Aiden Ellison	7	13	135	0	22.5	10.4	21
48 Haakon Van Beynen	13	12	151	1	21.6	12.6	25
11 Zach Gish	13	5	83	0	8.3	16.6	30

Defense	G	Tackles	For Loss	Sacks	INT	FF	FR
22 Nate Frey	13	61	8	0	4	0	1
41 Beau Robbins	13	67	17	6	0	3	3
54 Dominic Padjen	13	58	4	7	0	0	1
37 Ty Wise	13	51	7	2	0	1	0
3 Jake Paris	13	55	0	0	1	1	0
56 Matt Boyer	13	38	2	0	0	0	1

State Finals History

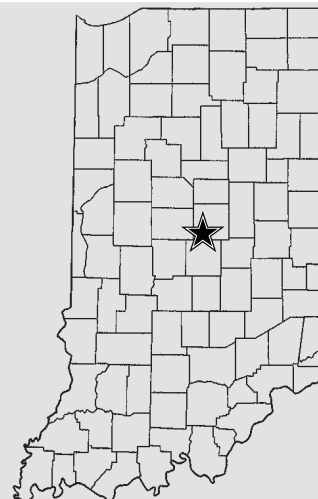
State Champion: (8) 1978 (3A), 1980 (3A), 1981 (3A), 1986 (5A), 1989 (5A), 2007 (5A), 2011 (5A), 2016 (6A)

Runner-Up: (6) 1975 (3A), 2006 (5A), 2008 (5A), 2009 (5A), 2013 (6A), 2014 (6A)

Appearances: (15) 1975 (3A), 1978 (3A), 1980 (3A), 1981 (3A), 1986 (5A), 1989 (5A), 2006 (5A), 2007 (5A), 2008 (5A), 2009 (5A), 2011 (5A), 2013 (6A), 2014 (6A), 2016 (6A), 2018 (6A)



John Hebert
Head Coach
 39-14 (4th year)
 39-14 (4th year overall)



Team Facts

City/Town: Carmel
County: Hamilton
Superintendent: Dr. Michael Beresford
Principal: Dr. Tom Harmas
Athletic Director: Jim Inskeep
Asst. Athletic Director: Bruce Wolf
Head Coach: John Hebert
Assistant Coaches: Scott Alexander, Brent Ayers, Andrew Byers, Josh Doub, Rashad Elby, Devon Geter, Aaron Hahn, Jason Hicks, Deshaun Holder, Jesse Hollander, Dondre Johnson, Zach Jones, Chris Laigaard, John Lear, Tommy Oliver, Dustin Pennycuff, Chad Roudebush, Brock Shideler, Sid Swartzendruber, Kyle Todd, Scott Turnquist, Richard Velde
Athletic Trainer: Anna Foster
Student Trainers: Jessica Canaley, Ryan Dossy, Conner Knipp, Angie Stevens, Ellie Todd, Corey Zann
Student Managers: Devon Brown, Caleb Crum, Maggie Evans, Grant Hardwick, Oumar Niasse, James Sandy, Elijah Washington, Chloe Worland
Offensive Formation: Multiple
Defensive Formation: Multiple
Colors: Blue and Gold
Conference: Metropolitan Interscholastic
Enrollment: 5,280
Last Year's W-L Record: 8-5
[@carmelathletics](#)

Season Results (11-2)

8/17	Louisville Trinity (Ky.)	W	24-21
8/24	at Noblesville	W	34-7
8/31	at Center Grove	L	7-17
9/7	Pike	W	28-13
9/14	at Lawrence North	W	23-9
9/21	at North Central (Indpls.)	W	41-40
9/28	Ben Davis	W	21-7
10/5	at Warren Central	L	17-41
10/12	Lawrence Central	W	16-14
Sectional			
10/26	Westfield	W	28-7
11/2	at Lafayette Jeff	W	41-21
Regional			
11/9	Fort Wayne Snider	W	20-6
Semi-State			
11/16	at Valparaiso	W	14-10

DEPTH CHART Please list your two-deeps at each position.

OFFENSE		DEFENSE	
<i>Quarterback</i>		<i>DE</i>	
17	Gabe Quigley	91	Griffen McDonough
12	Tyler Trent	80	Ty Bryant
<i>Tailback</i>		<i>N</i>	
2	Dylan Downing	90	Cole Brevard
39	Zach White	88	Landon Berger
<i>Tight End</i>		<i>DE</i>	
48	Haakon Van Beynen	41	Beau Robbins
81	Dilger, Zach	44	Ryan Tilev
<i>Wide Receiver</i>		<i>OLB</i>	
84	Aiden Ellison	42	Joey Schmidt
18	Colton Parker	45	Andrew Turvy
<i>Wide Receiver</i>		<i>OLB</i>	
6	Christian Williams	37	Ty Wise
8	Sam Rogers	29	Josh Schumann
<i>Wide Receiver</i>		<i>ILB</i>	
11	Zach Gish	56	Matt Boyer
10	Ross Abdellah	5	Tommy Spraetz
<i>Left Tackle</i>		<i>ILB</i>	
64	Matt Kleppinger	54	Dominic Padjen
65	Chase Southard	49	Jake Weaver
<i>Left Guard</i>		<i>CB</i>	
53	Caleb Shaffer	3	Jake Paris
55	Conner Sirmon	4	Matt Fortier
<i>Center</i>		<i>CB</i>	
66	Dominick Cate	7	Owen Schafer
58	Devan Lloyd	13	Tamarris Springfield
<i>Right Guard</i>		<i>S</i>	
59	Gajalla, Saketh	22	Nate Frey
75	Justin Pickett	46	Garrett Sharp
<i>Right Tackle</i>		<i>S</i>	
73	Thor Kracht	47	Will Padgett
52	Brandon Matura	24	Sam Saliba

Specialists

<i>P</i>	
21	JD Rogers
4	Matt Fortier
<i>K</i>	
19	Spencer Hanna
1	Brandon Sandy

HEAD COACH PROFILE

Name: JOHN HEBERT

Age: 48

Spouse's Name: NICOLE

Years Married: 19

Children's Names, Ages: ELLA – 15, JOSIE, 12, JACK 7

Current Occupation, Employer: CARMEL CLAY SCHOOLS

No. of Yrs.: 23

If a teacher, what subjects and grades do you teach: ADVANCED PHYSICAL CONDITIONING

Education

High School Attended, Year Graduated: CARMEL 1989

College Attended, Year Graduated: PURDUE 1993

Degree(s) / Major: BA SOCIOLOGY, BA HISTORY

Athletic Participation

Sport	High School Years (ie: 1972, 73)	College Years (ie: 1976, 77)
FOOTBALL	1985-1988	1989-1991
BASKETBALL	1985-1986	

As a high school or college player, have you ever competed in a State or National Championship Event in any sport? If yes, please give details:

Coaching Experience (Football Only)

Years as Varsity Head Coach at Current School (ie: 5 years): 4 YEARS

Actual Years as Varsity Head Coach at Current School (ie: 1996-2000): 2015-2018

Record as Varsity Head Coach at Current School: 39-14

Overall Varsity Head Coaching Record: 38-14

Do you coach any other sports at your school? NO

Please list below where you've coached during your career starting with your current position:

School	Head / Asst.	No. of Years (ie: 5)	Actual Years (ie: 1992-present)
CARMEL	HEAD	4	2015-PRESENT
CARMEL	ASST.	10	2005-2014
WESTFIELD	ASST.	2	2003-2004
CARMEL	ASST.	5	1998-2002

Tournament Championships (As the Varsity Head Coach, list years your team won):

Sectional: 2015, 2016, 2017, 2018

Regional: 2015, 2016, 2017, 2018

Semi-State: 2016, 2018

State Championship: 2016

Something Interesting About You Personally Or Professionally That People Might Not Know:

I have attended all 8 Carmel Football state championships (1978-2016) from elementary school, as a player, college freshman, assistant coach and head coach.



Warren Central Warriors

Class 6A



Lt.	Dk.	Name	Gr.	Ht.	Wt.	Position(s)
1	1	Fredrick Talley	12	5'09	150	DB
2	2	Jason Ramirez	12	5'09	155	K
4	4	David Bell	12	6'01	200	WR
5	5	Montrez Stanley	12	6'02	205	TE
6	6	Latavius Goods	12	5'10	165	WR
7	7	Isaiah Warren	12	5'09	185	DB
8	8	Roman Purcell	11	6'01	205	QB
9	9	Willard Gupton	12	5'09	170	DB
10	10	Hunter Shanklin	12	5'10	160	QB
11	11	Jayden George	12	6'03	200	QB
13	13	Maddox Tavernier	10	6'00	175	QB
14	14	Jordan Hodge	12	5'11	170	WR
15	15	Ja'Quez Horton	12	5'10	150	WR
16	16	Cobe Moore	11	6'02	210	QB
17	17	Miles Dickerson	12	5'10	170	QB
18	18	Brian Martin	11	6'00	160	DB
19	19	Keandre Curry	11	5'07	145	WR
20	20	Darrell Johnson	12	5'08	200	RB
21	21	Romeir Elliott	12	5'07	190	RB
22	22	Anthony Williams	12	5'09	185	DB
23	23	Isaiah Bradley	12	5'09	170	DB
24	24	Jaiveon Standberry	11	5'07	150	DB
25	25	Damon Massie	10	5'08	170	RB
26	26	Lael Warren	11	5'08	175	RB
27	27	Willie Eaton	11	5'10	165	DB
28	28	Ta'Zyih Relford	11	5'10	160	DB
29	29	Randy Wells	11	5'11	195	RB
30	30	Calum Carruthers	12	5'11	195	DB
31	31	Ciree Carruthers	12	5'11	195	DB
32	32	Kavie Minor	12	5'10	215	LB
33	33	Varell Wiley	12	5'10	190	RB
34	34	Karl Purnell	12	5'10	200	LB
35	35	Isaiah Ferrell	11	5'10	180	LB
36	36	Johnte Burnett	12	6'02	185	TE
37	37	Trevon Hampton	10	6'01	150	DB
38	38	Christian Hastings	12	6'02	210	LB
39	39	Trevon Lewis	11	5'09	150	DB
40	40	Mark Pittman	11	5'10	205	LB
41	41	Kevin Robleto	11	5'09	205	LB
42	42	Rondell Boyd	12	5'09	225	LB
43	43	Korey Powell	10	5'10	185	LB
44	44	Dai-Ron Wade	12	5'10	235	LB
45	45	Maleek Mial	12	5'11	250	LB
46	46	Elijah Cavanaugh	11	5'08	155	DB
47	47	Arthur Cohen	10	5'10	200	LB
48	48	Marcus Houston	10	5'11	205	LB
49	49	Emerald Lesueur Jr.	11	5'06	145	WR
50	50	Jacob Wellmann	11	6'03	260	OL

Lt.	Dk.	Name	Gr.	Ht.	Wt.	Position(s)
51	51	Corri Hunn	12	5'10	250	DL
52	52	Ajrian Parran	12	5'09	240	OL
53	53	Terrial Simmons	11	5'10	260	OL
54	54	Jaylen Coleman	10	5'08	185	OL
55	55	Carlos Mitchell	12	5'09	210	DL
56	56	Ronald Gill	12	6'00	250	DL
57	57	Hudson Lewis	10	6'00	250	OL
58	58	Demetrius Smith	11	5'07	225	DL
59	59	Kevin Powell Jr.	11	6'00	230	DL
60	60	Alexander Hernandez	11	6'02	250	OL
61	61	Krystofer Patterson	11	6'00	330	DL
62	62	Zackary Ransdell	12	6'00	260	OL
63	63	Devonte Williams-Seawood	11	6'00	260	OL
64	64	Dennis Hubbard	11	5'11	270	OL
65	65	Ky'Shawn Parks	11	6'01	240	DL
66	66	Damariya Andrews	12	5'09	290	OL
67	67	Anthony Combs	11	6'01	225	DL
68	68	Andrew Nelson	10	5'08	200	LB
69	69	Kalep Thompson	12	6'01	300	OL
70	70	Dennis Prater	11	6'00	260	DL
71	71	Elijah Williams	10	6'01	240	DL
72	72	Keivontae Watkins	12	6'02	220	OL
73	73	Justin Brisentine	10	5'09	207	OL
74	74	Deronte Smith	11	6'00	270	DL
75	75	Justin Britt	12	6'04	285	OL
76	76	Tyler Bermejo	10	5'09	230	OL
77	77	Nathan Pullins	12	6'03	300	OL
78	78	Logan Lochard	10	6'03	265	OL
80	80	Derek Allen	11	5'10	175	WR
81	81	Christopher Atkins	11	6'02	200	WR
82	82	Elijah Price	11	5'08	155	WR
83	83	Jeremiah Hernandez	10	5'10	150	WR
84	84	Jermaine Watson	10	6'01	160	WR
85	85	Charley Sykes	11	5'11	155	DB
86	86	Austin Owens	11	6'01	190	WR
87	87	Terez Reid	10	5'08	140	DB
88	88	De'Marcus Brown	11	5'10	160	WR
89	89	Travis Upshaw	11	6'02	185	WR
90	90	Shawn Medsker	11	5'07	130	WR
91	91	Keon Perkins-Sullivan	10	6'02	175	LB
92	92	Desmond Woodson	11	5'07	220	DL
93	93	Ahijah Sandifer	10	5'11	185	LB
94	94	Joseph Jackson	10	5'10	160	K
95	95	Jaden Perkins	10	5'09	250	DL
96	96	Marquise Cross	11	6'02	205	DE
97	97	Franklin Arevalo-Vasquez	12	5'08	230	DL
98	98	Damon Jones	11	6'02	230	DE
99	99	Darnell Phinisee	10	5'05	190	DL

Warren Central Warriors

Class 6A



Team Statistics

	Warren Central	Opponents
Total Points / Points Per Game	651/50	253/19
First Downs / Per Game	246/19	172/13
Rushing Yards / Per Game	3259/258.2	1577/121
Passing Yards / Per Game	3325/255.8	1783/137
Total Yards / Per Game	6584/506.46	3360/258
Fumbles Recovered By	6	2
Intercepted By	15	7
Total Punts / Average	25/34	55/36
Penalties / Yards	757	579

Individual Statistics

Scoring	G	TD	1-Pt.	2-Pt.	FG	TP	PPG
21 Romeir Elliot	13	38	0	0	0	228	17.5
4 David Bell	12	23	0	0	0	138	11.5
2 Jason Ramirez	13	0	80	0	7	101	7.8

Rushing	G	Att.	Yds.	TD	YPG	YPC	Long
21 Romeir Elliot	13	277	2818	38	217	10.2	87
20 Darrell Johnson	13	46	218	2	17	4.7	25
33 Varell Wiley	13	38	191	0	15	5.0	23

Passing	G	Comp.	Att.	Int.	TD	Yds.	YPG
11 Jayden George	13	185	295	4	40	3029	233

Receiving	G	Rec.	Yds.	TD	YPG	YPC	Long
4 David Bell	12	81	1507	23	125.5	18.6	80
5 Montrez Stanley	13	41	528	6	40.6	12.9	6
80 Derek Allen	13	20	345	4	26.5	17.3	66
21 Romeir Elliot	13	15	317	3	24.4	21.3	58
10 Hunter Shanklin	13	13	282	2	19.4	21.7	81

Defense	G	Tackles	For Loss	Sacks	INT	FF	FR
32 Kavie Minor	13	77	3.0	0.0	0	1	1
38 Christian Hastings	13	69	2.0	3.0	1	0	1
29 Randy Wells	13	62	2.0	1.0	5	2	0
7 Isaiah Warren	13	56	4.5	0.0	0	0	1
42 Rondell Boyd	13	43	0.0	1.5	0	1	0
30 Calum Carruthers	13	39	1.5	0.0	2	0	0

State Finals History

State Champion: **(8)** 1984 (4A), 1985 (5A), 2003 (5A), 2004 (5A), 2005 (5A), 2006 (5A), 2009 (5A), 2013 (6A)

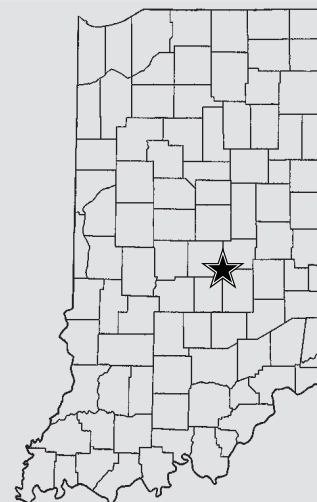
Runner-Up: None

Appearances: **(9)** 1984 (4A), 1985 (5A), 2003 (5A), 2004 (5A), 2005 (5A), 2006 (5A), 2009 (5A), 2013 (6A), 2018 (6A)



Jayson West
Head Coach

58-16 (6th year)
110-28 (11th year overall)



Team Facts

City/Town: Indianapolis

County: Marion

Superintendent: Dr. Tim Hanson

Principal: Rich Shepler

Athletic Director: Marques Clayton

Asst. Athletic Directors: Jayson West and Susan Downey

Head Coach: Jayson West

Assistant Coaches: Malcom Bunnell, Richard Carrico, Derek Cheek, Corey Clark, Robert Douglas, Jake Engle, Randy Hudgins, Kevin Humphrey, Keith Jackson, Patrick Jester, Simon Lee, Russ Mann, Cordale Marsden, Steve "Mayor" McClain, Zac Moore, Rick Purcell, Ryan Rhodes, Rob Robertson, Aaron Sauter, Chad Spann, Earnest Tucker, Todd Wellman, Thomas Woehner, Brad Mohr, Rex Roeder, Dino Farrell, Lamy Willen

Student Managers: Brooke Akers, Vaniah Culbreath, Kylee Friddle, Matthew Gegner, Kamri Kyner, Cammy Neal, Casey Peterson, Hailey Savage, Alise Terhune

Offensive Formation: Pro

Defensive Formation: Multiple

Colors: Black and Gold

Conference: Metropolitan Interscholastic

Enrollment: 3,789

Last Year's W-L Record: 7-4

[@WarriorNation_1](#)

Season Results (13-0)

8/17	at Center Grove	W	27-15
8/24	at Louisville Trinity (Ky.)	W	42-41
8/31	at North Central (Indpls.)	W	58-27
9/7	Lawrence Central	W	47-0
9/14	Ben Davis	W	70-27
9/21	at Pike	W	59-7
9/28	Lawrence North	W	72-25
10/5	Carmel	W	41-17
10/12	Bowling Green (Ky.)	W	62-7

Sectional

10/26	at Ben Davis	W	49-28
11/2	Lawrence Central	W	55-7

Regional

11/9	at North Central (Indpls.)	W	42-32
------	----------------------------	---	-------

Semi-State

11/16	Center Grove	W	27-20
-------	--------------	---	-------

DEPTH CHART Please list your two-deeps at each position.

Offense

Pos.	No.	Name
LT	50	Jake Wellmann
LG	77	Nate Pullins
OC	66	Damariya "Dooder" Andrews
RG	62	Zach Ransdell
RT	72	Keivontae Watkins
TE	5	Montrez Stanley
QB	11	Jayden George
RB	21	Romeir Elliott
WR	4	David Bell
WR	6	Latavius Goods
WR	80	Derek Allen
LT	60	Alex Hernandez
LG	70	Dennis Prater
OC	64	Dennis Hubbard
RG	61	Krys Patterson
RT	74	Deronte Smith
TE	16	Cobe Moore
QB	8	Roman Purcell
RB	20	Darrell Johnson
WR	88	Demarcus Brown
WR	10	Hunter Shanklin

Specialists

Pos.	No.	Name
Punter	29	Randy Wells
	2	Jason Ramirez
Placekicker	2	Jason Ramirez
	94	Joe Jackson
Kickoffs	2	Jason Ramirez
		Joe Jackson
Long Snapper	50	Jake Wellmann
		Keivontae Watkins
Holder	11	Jayden George
		Hunter Shanklin
Punt Returns	4	David Bell
	10	Hunter Shanklin
Kickoff Returns	82	Eli Price

Defense

Pos.	No.	Name
DE	44	Dai-ron Wade
DT	56	Ron Gill
DT	69	Kalep Thompson
DE	96	Marquise Cross
LB	38	Christian Hastings
LB	7	Isaiah Warren
ILB	32	Kavie Minor
ILB	42	Rondell Boyd
CB	27	Willie Eaton
CB	24	Jaiveon Standberry
S	30	Calum Carruthers
S	29	Randy Wells
DE	65	Ky'shawn Parks
DT	95	Jaden Perkins
DT	92	Desmond Woodson
DE	98	Damon Jones
OLB	35	Isaiah Ferrell
ILB	45	Maleek Mial
ILB	41	Keven Robleto
CB	31	Ciree Carruthers
S	1	Fred Talley
S	26	Lael Warren
CB	28	Taz Relford

HEAD COACH PROFILE

Name: Jayson West

Age: 47

Spouse's Name: Tori West

Years Married: 14

Children's Names, Ages: Bo -11, Kye - 8, Ryn - 8

Current Occupation, Employer: Warren Central High School

No. of Yrs.: 6

If a teacher, what subjects and grades do you teach: Assistant Athletic Director

Education

High School Attended, Year Graduated: Triton Central, 1990

College Attended, Year Graduated: Ball State, 1995

Degree(s) / Major: Social Studies

Athletic Participation

Sport	High School Years (ie: 1972, 73)	College Years (ie: 1976, 77)
Football	1986-89 TC	1990-93 Hanover
Wrestling	1986-89 TC	NO
Track	1986-89 TC	NO

As a high school or college player, have you ever competed in a State or National Championship Event in any sport? If yes, please give details:

NO

Coaching Experience (Football Only)

Years as Varsity Head Coach at Current School (ie: 5 years): 6 years

Actual Years as Varsity Head Coach at Current School (ie: 1996-2000): 2013 - Present

Record as Varsity Head Coach at Current School: 58-16

Overall Varsity Head Coaching Record: 110-28

Do you coach any other sports at your school? No

Please list below where you've coached during your career starting with your current position:

School	Head / Asst.	No. of Years (ie: 5)	Actual Years (ie: 1992-present)
Warren Central	Head	6	2013 - present
Lawrence Central	Asst and Head	1/5	2007 - 2012
Triton Central	Asst	5	2002 - 2007
Sebring (FL)	Asst	2	2000 - 2002

Tournament Championships (As the Varsity Head Coach, list years your team won):

Sectional: 2010, 2012, 2013, 2014, 2015, 2016, 2018

Regional: 2010, 2012, 2013, 2018

Semi-State: 2010, 2012, 2013, 2018

State Championship: 2010 Runner Up, 2012 Championship, 2013 Championship

Something Interesting About You Personally Or Professionally That People Might Not Know:

IHSAA STATE CHAMPIONSHIP GAME SCORES

Year	State Champion	Coach	Rec	Runner-Up	Coach	Rec	Score
1973-74	3A South Bend Washington	Bob Van Camp	12-0	Indianapolis Cathedral	Mike McGinley	11-1	19-13
	2A Greenfield-Central	Clayton Myers	12-0	Blackford	Eldon Leeth	9-3	21-12
	A Mishawaka Marian	Mike Hecklinski	10-2	Providence	Gene Sartini	11-1	21-14
1974-75	3A Indianapolis Washington	Bob Springer	12-0	Mishawaka	Bill Doba	10-2	19-12
	2A Blackford	Eldon Leeth	12-0	Boonville	Bill Harrawood	10-2	28-14
	A Garrett	David Wiant	11-0	North Knox	Jim Beery	9-3	20-6
1975-76	3A Valparaiso	Tom Stokes	12-0	Carmel	Dick Dullaghan	11-1	14-13
	2A Mishawaka Marian	Mike Hecklinski	11-0	Greenfield-Central	Clayton Myers	9-3	34-0
	A Lawrenceburg	Dick Meador	11-1	Wes-Del	Dave Land	11-1	28-14
1976-77	3A Merrillville	Ken Haupt	11-1	Indianapolis Cathedral	Mike McGinley	12-1	28-24
	2A Mishawaka Marian	Mike Hecklinski	12-0	Jasper	Jerry Brewer	12-1	34-7
	A Lafayette Central Catholic	Paul LaRocca	11-2	Lawrenceburg	Dick Meador	11-2	8-6
1977-78	3A Portage	Les Klein	12-1	Evansville Reitz	Bob Padgett	12-1	33-14
	2A Plymouth	Bill Nixon	13-0	Jasper	Jerry Brewer	12-1	21-14 2OT
	A Indianapolis Cardinal Ritter	Duffy Hagist	11-1	Tippecanoe Valley	Charles Smith	12-1	15-6
1978-79	3A Carmel	Dick Dullaghan	13-0	Fort Wayne Bishop Dwenger	Larry Bartolameo	12-1	35-18
	2A Goshen	Ken Mirer	12-1	Brownsburg	Vic Overman	11-2	9-0
	A Lawrenceburg	Dick Meador	13-0	Fountain Central	Dale Hummer	11-2	34-6
1979-80	3A Columbus East	John Stafford	13-0	Hobart	Don Howell	11-1	21-14
	2A Blackford	Charles Lori	13-0	Noblesville	Jim Belden	12-1	24-22
	A Tippecanoe Valley	Charles Smith	13-0	Hamilton Southeastern	David Enright	12-1	44-14
1980-81	3A Carmel	Jim Belden	13-0	Hobart	Don Howell	11-2	13-7
	2A Franklin Central	Chuck Stephens	13-0	NorthWood	Jim Andrews	11-2	19-13
	A Sheridan	Larry Wright	13-0	North Judson	Russ Radtke	12-1	27-0
1981-82	3A Carmel	Jim Belden	14-0	Fort Wayne Snider	Mike Hawley	13-1	27-0
	2A Franklin Central	Chuck Stephens	12-1	Goshen	Ken Mirer	11-1	34-20
	A Hamilton Southeastern	Dave Enright	11-0	Woodlan	Leland Etzler	8-3	7-6
1982-83	3A Castle	John Lidy	14-0	Hobart	Don Howell	13-1	26-23
	2A Franklin Central	Chuck Stephens	12-2	McCutcheon	Frank O'Shea	13-1	40-13
	A Oak Hill	Terry Lichtenberg	13-1	Southridge	Bob Hawkins	11-3	14-7
1983-84	4A Penn	Chris Geesman	14-0	Indianapolis Washington	Bob Springer	13-1	25-14
	3A Fort Wayne Bishop Dwenger	Andy Johns	14-0	Roncalli	Bill Kuntz	12-2	22-21
	2A Indianapolis Bishop Chatard	Chuck Schwanekamp	14-0	Fort Wayne Bishop Luers	Steve Keefer	9-5	20-16
	A Fountain Central	Rick Malone	13-1	Churubusco	Rick Lightfoot	11-3	12-3
1984-85	4A Warren Central	Jerry Stauffer	14-0	Hobart	Don Howell	13-1	28-8
	3A Brownsburg	Mike Godan	14-0	Concord	Tom Conn	10-4	17-12
	2A Indianapolis Bishop Chatard	Chuck Schwanekamp	13-1	West Lafayette	Ernie Beck	11-3	35-7
	A Sheridan	Larry Wright	14-0	North Judson	Russ Radtke	13-1	19-10
1985-86	5A Warren Central	Jerry Stauffer	14-0	Valparaiso	Mark Hoffman	12-2	41-7
	4A Brownsburg	Mike Godan	14-0	Hobart	Don Howell	13-1	23-17
	3A Roncalli	Bill Kuntz	13-1	Wawasee	Myron Dickerson	9-5	37-3
	2A Fort Wayne Bishop Luers	Steve Keefer	11-3	Lawrenceburg	Glenn Crocker	13-1	25-7
	A Eastern Hancock	Bob Copeland	13-1	Jimtown	Bill Sharpe	11-2	20-7

1986-87	5A	Carmel	Jim Belden	14-0	Fort Wayne Snider	Mike Hawley	13-1	20-17 OT
	4A	DeKalb	Dale Hummer	13-1	Franklin Central	Chuck Stephens	12-2	28-7
	3A	Indianapolis Cathedral	Mike McGinley	12-2	NorthWood	Jim Andrews	12-2	12-0
	2A	Whitko	Bryan Sprunger	14-0	Tell City	Mike Spencer	10-4	26-0
	A	South Putnam	Mark Wildman	11-3	North Judson	Russ Radtke	13-1	29-21
1987-88	5A	Ben Davis	Dick Dullaghan	12-2	Highland	Dave Shelbourne	9-5	14-7
	4A	Hobart	Don Howell	14-0	Jasper	Jerry Brewer	13-1	31-0
	3A	Zionsville	Rick Wimmer	14-0	Elwood	Mark Hughes	12-2	23-7
	2A	Rochester	Mark Miller	12-2	Indianapolis Cardinal Ritter	Rick Carrico	12-2	23-20
	A	Sheridan	Larry Wright	12-2	Jimtown	Bill Sharpe	12-1	10-0
1988-89	5A	Ben Davis	Dick Dullaghan	14-0	Marion	Mark Surface	13-1	43-0
	4A	Goshen	Randy Robertson	14-0	Franklin Central	Chuck Stephens	11-3	24-10
	3A	Roncalli	Bill Sylvester	12-2	Tipton	Mike Tolle	11-3	14-13
	2A	Western Boone	Jeff Pearson	13-1	South Spencer	Jerry Denstorff	12-2	14-7
	A	Sheridan	Larry Wright	14-0	Bremen	Martin Huber	11-3	59-0
1989-90	5A	Carmel	Jim Belden	13-1	Penn	Chris Geesman	13-1	10-7
	4A	Hobart	Don Howell	13-1	Franklin Central	Chuck Stephens	12-2	17-7
	3A	Hammond Bishop Noll	Jerry Vlastic	13-1	Roncalli	Bill Sylvester	10-4	20-14
	2A	Fort Wayne Bishop Luers	Matt Lindsay	12-2	Tri-West Hendricks	Mike Gillin	13-1	24-22
	A	Bremen	John Kucela	11-3	Springs Valley	Bill Harris	13-1	31-8
1990-91	5A	Ben Davis	Dick Dullaghan	13-1	Marion	Mark Surface	13-1	37-3
	4A	Franklin Central	Chuck Stephens	14-0	Hobart	Don Howell	13-1	34-14
	3A	Fort Wayne Bishop Dwenger	Andy Johns	14-0	New Palestine	Marvin Shepler	12-2	56-14
	2A	Indianapolis Scecina	Ott Hurrle	9-5	River Forest	Tom Redman	11-3	28-27
	A	South Decatur	Ken Wendling	13-0	Southwood	David Wilhelm	12-2	44-15
1991-92	5A	Ben Davis	Dick Dullaghan	14-0	Penn	Chris Geesman	13-1	38-14
	4A	Hobart	Don Howell	13-1	Seymour	Joe Goodman	12-2	20-0
	3A	Fort Wayne Bishop Dwenger	Andy Johns	13-1	Indianapolis Cathedral	Rick Streiff	11-3	34-27
	2A	Indianapolis Scecina	Ott Hurrle	11-3	Fort Wayne Bishop Luers	Matt Lindsay	8-6	20-17
	A	Jimtown	Bill Sharpe	12-1	Indianapolis Cardinal Ritter	Vince Lorenzano	9-5	13-7
1992-93	5A	Fort Wayne Snider	Russ Isaacs	14-0	Ben Davis	Dick Dullaghan	12-2	24-21
	4A	Harrison (West Lafayette)	A.J. Rickard	13-1	Fort Wayne Wayne	Mark Newlin	10-4	21-3
	3A	Indianapolis Cathedral	Rick Streiff	12-2	Northwestern	Dan Robinson	13-1	33-14
	2A	Fort Wayne Bishop Luers	Matt Lindsay	13-1	Westfield	Dick Parker	12-2	17-0
	A	Sheridan	Larry Wright	10-4	Indianapolis Cardinal Ritter	Vince Lorenzano	8-6	6-0
1993-94	5A	Bloomington South	Mo Moriarity	14-0	Lake Central	Elmer Britton	11-3	33-27
	4A	Hobart	Don Howell	13-1	East Central	Rod Ballart	13-1	31-18
	3A	Roncalli	Bruce Scifres	14-0	NorthWood	Rich Dodson	13-1	14-12
	2A	West Lafayette	Ernie Beck	14-0	Providence	Gene Sartini	11-3	22-7
	A	North Miami	Bob Bridge	11-3	West Washington	Todd Pritchett	11-3	37-16
1994-95	5A	Castle	John Lidy	12-2	Portage	Craig Buzea	13-1	30-12
	4A	East Central	Rod Ballart	14-0	DeKalb	Ron Kock	13-1	35-0
	3A	Roncalli	Bruce Scifres	12-2	Tipton	Mike Tolle	12-2	35-14
	2A	Bremen	Martin Huber	12-2	Evansville Mater Dei	Frank Will	11-3	38-10
	A	North White	Jim Davis	14-0	Sheridan	Larry Wright	11-3	34-7
1995-96	5A	Penn	Chris Geesman	14-0	Evansville North	Mike Wilson	13-1	35-13
	4A	Fort Wayne Wayne	Mark Newlin	12-2	Franklin County	Kent Grider	12-2	28-8
	3A	South Bend St. Joseph's	Frank Amato	14-0	Jasper	Jerry Brewer	13-1	28-0
	2A	North Montgomery	Charley German	13-1	Bremen	Martin Huber	12-2	20-17
	A	Carroll (Flora)	John Hendryx	13-1	Tri-West Hendricks	Mark Haste	12-2	26-13
1996-97	5A	Penn	Chris Geesman	13-1	Ben Davis	Dick Dullaghan	12-2	17-14
	4A	Indianapolis Cathedral	Rick Streiff	14-0	Hobart	Don Howell	12-2	27-7
	3A	Zionsville	Larry McWhorter	14-0	Fort Wayne Bishop Dwenger	Andy Johns	12-2	14-7
	2A	North Montgomery	Charley German	13-1	Fort Wayne Bishop Luers	Matt Lindsay	8-6	37-34
	A	Tri-West Hendricks	Mark Haste	14-0	Carroll (Flora)	John Hendryx	13-1	37-14
1997-98	5A	Penn	Chris Geesman	14-1	Bloomington South	Mo Moriarity	14-1	21-20
	4A	Griffith	Russ Radtke	14-1	Hamilton Southeastern	Rob Cutter	13-2	49-7
	3A	Indianapolis Bishop Chatard	Craig Barr	14-1	Andean	Ted Karras, Jr.	12-2	27-24
	2A	Jimtown	Bill Sharpe	15-0	Clarksville	Dennis Hawkins	10-4	63-0
	A	Pioneer	Mike Johnson	15-0	Knightstown	Don Willard	14-1	49-21
1998-99	5A	Bloomington South	Mo Moriarity	14-0	Homestead	Cary Cavacini	14-1	35-14
	4A	Indianapolis Cathedral	Rick Streiff	13-2	Concord	Tim Dawson	10-5	38-7
	3A	Indianapolis Bishop Chatard	Craig Barr	13-2	NorthWood	Rich Dodson	11-4	23-6
	2A	Jimtown	Bill Sharpe	15-0	Western Boone	Jeff Pearson	14-1	28-0
	A	Sheridan	Larry Wright	14-1	North White	Jim Davis	12-3	56-33
1999-00	5A	Ben Davis	Dick Dullaghan	15-0	Penn	Chris Geesman	13-2	27-3
	4A	Indianapolis Cathedral	Rick Streiff	13-2	Goshen	Brad Park	12-3	24-21
	3A	Roncalli	Bruce Scifres	15-0	Norwell	Gary Scott	13-2	24-14
	2A	Fort Wayne Bishop Luers	Matt Lindsay	13-2	Danville	Bob Copeland	14-1	38-6
	A	Lafayette Central Catholic	Scott Muncy	14-0	Perry Central	Terry Wagner	12-3	59-7

2000-01	5A	Penn	Chris Geesman	14-1	Center Grove	Eric Moore	13-2	21-0	
	4A	East Noble	Tim Able	14-1	Plainfield	Chuck Schwaneckamp	14-1	28-7	
	3A	Heritage Hills	Bob Clayton	15-0	Zionsville	Larry McWhorter	11-4	27-24 OT	
	2A	Evansville Mater Dei	Mike Goebel	15-0	Fort Wayne Bishop Luers	Matt Lindsay	14-1	56-10	
	A	Adams Central	Rick Minnich	12-3	Attica	David McDonald	14-1	29-21	
2001-02	5A	Ben Davis	Dick Dullaghan	15-0	Valparaiso	Mark Hoffman	13-2	35-16	
	4A	Jasper	Jerry Brewer	13-1	Delta	Grant Zgunda	13-2	35-20	
	3A	Indianapolis Bishop Chatard	Tom Dilley	11-4	Andean	Jeff Karras	13-2	3-0	
	2A	Fort Wayne Bishop Luers	Matt Lindsay	14-0	Evansville Mater Dei	Mike Goebel	14-1	57-29	
	A	Southern Wells 30	Mark Lefebvre	14-1	Perry Central	Mike Spencer	14-1	30-7	
2002-03	5A	Ben Davis	Dick Dullaghan	12-3	Fort Wayne Snider	Russ Isaacs	13-1	31-7	
	4A	Roncalli	Bruce Scifres	10-4	Fort Wayne Bishop Dwenger	Chris Svarczkopf	13-2	24-21	
	3A	Indianapolis Bishop Chatard	Tom Dilley	15-0	Andean	Wally McCormack	13-2	31-12	
	2A	Fort Wayne Bishop Luers	Matt Lindsay	12-3	Southridge	Brad Hanner	12-3	36-30	
	A	Southwood	Terry Siddall	13-1	South Putnam	Mark Wildman	12-3	17-14	
2003-04	5A	Warren Central	Kevin Wright	13-2	Penn	Cory Yeoman	13-2	57-7	
	4A	Roncalli	Bruce Scifres	12-3	East Noble	Chris DePew	14-1	17-0	
	3A	Indianapolis Bishop Chatard	Vince Lorenzano	14-1	NorthWood	Rich Dodson	11-4	49-0	
	2A	Tri-West Hendricks	Mark Haste	14-1	Harding	Sherwood Haydock	13-2	41-36	
	A	Indianapolis Cardinal Ritter	Jim Boswell	12-2	Seeger	Brian Moore	14-1	28-0	
2004-05	5A	Warren Central	Kevin Wright	14-1	Fort Wayne Snider	Russ Isaacs	14-1	35-23	
	4A	Roncalli	Bruce Scifres	13-2	Wawasee	Joe Rietveld	13-2	25-10	
	3A	Andean	Brett St. Germain	13-2	Heritage Hills	Bob Clayton	14-1	21-14	
	2A	Tri-West Hendricks	Mark Haste	15-0	Eastbrook	Jeff Adamson	14-1	62-21	
	A	Seeger	Brian Moore	15-0	Indianapolis Cardinal Ritter	Jim Boswell	10-5	20-7	
2005-06	5A	Warren Central	Kevin Wright	14-1	Hamilton Southeastern	Rob Cutter	11-4	55-20	
	4A	Lowell	Kirk Kennedy	11-4	Roncalli	Bruce Scifres	12-3	28-27	
	3A	NorthWood	Rich Dodson	9-6	Indianapolis Bishop Chatard	Vince Lorenzano	12-3	7-0	
	2A	Jimtown	Bill Sharpe	14-1	North Posey	Joe Gengelbach	12-3	35-7	
	A	Sheridan	Larry Wright	13-2	Knightstown	Don Willard	14-1	21-7	
2006-07	5A	Warren Central	Steve Tutsie	15-0	Carmel	Mo Moriarity	12-3	35-14	
	4A	Indianapolis Cathedral	Jim O'Hara	13-2	Concord	Tim Dawson	14-1	38-14	
	3A	Indianapolis Bishop Chatard	Vince Lorenzano	14-1	Norwell	Jeff Miller	14-1	7-0	
	2A	Harding	Sherwood Haydock	12-3	Southridge	Kelly Murphy	12-3	20-7	
	A	Sheridan	Larry Wright	15-0	Indianapolis Cardinal Ritter	Ty Hunt	13-2	34-28 OT	
2007-08	5A	Carmel	Mo Moriarity	13-2	Pike	Derek Moyers	14-1	16-7	
	4A	Evansville Reitz	John Hart	15-0	Lowell	Kirk Kennedy	13-2	33-14	
	3A	Indianapolis Bishop Chatard	Vince Lorenzano	12-3	South Bend St. Joseph's	Kevin Downey	12-3	31-7	
	2A	Fort Wayne Bishop Luers	Matt Lindsay	11-4	Heritage Christian	Ron Qualls	13-2	21-6	
	A	Sheridan	Larry Wright	15-0	Rockville	Herb King	14-1	34-28	
Lucas Oil Stadium, Indianapolis									
2008-09	5A	Center Grove	Eric Moore	14-1	Carmel	Mo Moriarity	13-2	36-33	
	4A	Indianapolis Cathedral	Rick Streiff	12-2	Fort Wayne Bishop Dwenger	Chris Svarczkopf	14-1	10-7	
	3A	Bellmont	Toney Bergman	14-1	Evansville Memorial	John Hurley	12-3	28-14	
	2A	Heritage Christian	Ron Qualls	14-1	Cass	Scott Mannering	13-2	17-14	
	A	Indianapolis Cardinal Ritter	Ty Hunt	15-0	Sheridan	Larry Wright	13-2	34-27	
2009-10	5A	Warren Central	John Hart	13-2	Carmel	Mo Moriarity	13-2	42-36 2OT	
	4A	Evansville Reitz	Tony Lewis	15-0	Lowell	Kirk Kennedy	13-2	23-9	
	3A	West Lafayette	Marshall Overley	15-0	Evansville Memorial	John Hurley	11-4	24-10	
	2A	Fort Wayne Bishop Luers	Matt Lindsay	10-5	Monrovia	Kevin Hutchins	14-1	24-17	
	A	Lafayette Central Catholic	Kevin O'Shea	15-0	Fountain Central	Rick Malone	14-1	52-0	
2010-11	5A	Fishers	Rick Wimmer	14-1	Lawrence Central	Jayson West	13-2	38-19	
	4A	Indianapolis Cathedral	Rick Streiff	12-3	Fort Wayne Bishop Dwenger	Chris Svarczkopf	13-1	31-20	
	3A	Indianapolis Bishop Chatard	Vince Lorenzano	11-4	South Bend St. Joseph's	Ben Downey	9-6	28-14	
	2A	Fort Wayne Bishop Luers	Matt Lindsay	14-1	North Putnam	Greg Barrett	14-1	26-14	
	A	Lafayette Central Catholic	Kevin O'Shea	15-0	Fountain Central	Rick Malone	13-2	31-6	
2011-12	5A	Carmel	Kevin Wright	14-1	Penn	Cory Yeoman	14-1	54-0	
	4A	Indianapolis Cathedral	Rick Streiff	12-3	South Bend Washington	Antwon Jones	11-4	42-7	
	3A	Indianapolis Bishop Chatard	Vince Lorenzano	13-2	South Bend St. Joseph's	Ben Downey	12-3	21-7	
	2A	Fort Wayne Bishop Luers	Matt Lindsay	13-1	Evansville Mater Dei	Mike Goebel	13-2	41-17	
	A	Lafayette Central Catholic	Kevin O'Shea	15-0	Indianapolis Scecina	Ott Hurtle	11-4	38-7	
2012-13	5A	Lawrence Central	Jayson West	15-0	Fort Wayne Snider	Kurt Tippmann	14-1	39-14	
	4A	Indianapolis Cathedral	Rick Streiff	10-5	Mishawaka	Bart Curtis	11-4	56-29	
	3A	Indianapolis Bishop Chatard	Vince Lorenzano	13-2	Hamilton Heights	Mitch Street	13-2	30-13	
	2A	Fort Wayne Bishop Luers	Steve Keefer	11-4	Indianapolis Cardinal Ritter	Ty Hunt	14-1	40-28	
	A	Lafayette Central Catholic	Kevin O'Shea	14-1	Indianapolis Scecina	Ott Hurtle	11-4	14-0	
2013-14	6A	Warren Central	Jayson West	11-3	Carmel	Kevin Wright	10-4	7-6	
	5A	Indianapolis Cathedral	Rick Streiff	10-5	Westfield	Jake Gilbert	12-2	42-18	
	4A	Columbus East	Bob Gaddis	15-0	Fort Wayne Bishop Dwenger	Chris Svarczkopf	11-4	28-27	
	3A	Andean	Phil Mason	15-0	Brebeuf Jesuit	Mic Roessler	11-4	35-27	
	2A	Indianapolis Cardinal Ritter	Ty Hunt	13-2	Tipton	Aaron Tolle	11-4	56-6	
	A	Tri-Central	George Gilbert	14-1	Eastern Hancock	Pat Echeverria	14-1	20-10	

2014-15	6A	Ben Davis	Mike Kirschner	12-2	Carmel	Kevin Wright	13-1	42-24
	5A	Indianapolis Cathedral	Rick Streiff	9-5	LaPorte	Bob Schellinger	8-6	56-7
	4A	New Palestine	Kyle Ralph	15-0	New Prairie	Russ Radtke	13-2	77-42
	3A	Tri-West Hendricks	Chris Coll	14-1	Andrean	Phil Mason	14-1	49-27
	2A	Rensselaer Central	Chris Meeks	15-0	Evansville Mater Dei	Mike Goebel	14-1	45-21
	A	North Vermillion	Brian Crabtree	15-0	Pioneer	Mike Johnson	13-2	27-26
2015-16	6A	Center Grove	Eric Moore	14-0	Penn	Cory Yeoman	12-2	28-16
	5A	Fort Wayne Snider	Kurt Tippmann	13-1	New Palestine	Kyle Ralph	13-1	64-61
	4A	Fort Wayne Bishop Dwenger	Ernie Bojrab	14-1	East Central	Justin Roden	12-3	27-3
	3A	Indianapolis Bishop Chatard	Vince Lorenzano	12-3	West Lafayette	Shane Fry	13-2	31-7
	2A	Monrovia	Kevin Hutchins	14-1	Whiting	Jeff Cain	13-2	33-6
	A	Lafayette Central Catholic	Kevin O'Shea	15-0	Linton-Stockton	Brian Oliver	13-2	34-7
2016-17	6A	Carmel	John Hebert	10-4	Center Grove	Eric Moore	12-2	16-13 OT
	5A	Westfield	Jake Gilbert	12-2	Columbus East	Bob Gaddis	13-2	16-13
	4A	Roncalli	Bruce Scifres	15-0	NorthWood	Nate Andrews	14-1	34-22
	3A	Fort Wayne Concordia	Tim Mannigel	13-2	Lawrenceburg	Ryan Knigga	13-2	56-14
	2A	Indianapolis Cardinal Ritter	Ty Hunt	11-4	Eastbrook	Jeff Adamson	13-2	28-6
	A	Linton-Stockton	Brian Oliver	15-0	Pioneer	Adam Berry	14-1	34-20
2017-18	6A	Ben Davis	Mike Kirschner	14-0	Penn	Cory Yeoman	12-2	63-14
	5A	Columbus East	Bob Gaddis	14-1	Kokomo	Brett Colby	9-5	42-28
	4A	East Central	Justin Roden	12-3	Lowell	Keith Kilmer	14-1	14-7
	3A	Evansville Memorial	John Hurley	14-1	Brebeuf Jesuit	Mic Roessler	10-5	29-17
	2A	Southridge	Scott Buening	13-2	Woodlan	Sherwood Haydock	12-3	15-14
	A	Pioneer	Adam Berry	15-0	Eastern Greene	Joey Paridaen	11-4	42-14

STATE FINALS SUPERLATIVES

The Last Time It Happened in a State Championship Game...

INDIVIDUAL

Rushing

Rushed for 200 yards or more: 207 by Jack Kiser, Pioneer vs. Eastern Greene, 2017 (A).
Rushed for 250 yards or more: 282 by James Young, New Palestine vs. New Prairie, 2014 (4A).
Rushed for 300 yards or more: 317 by Desmond Tardy, Warren Central vs. Penn, 2003 (5A).
Quarterback rushed for 100 yards or more: 207 by Jack Kiser, Pioneer vs. Eastern Greene, 2017 (A); 131 by Reece Taylor, Ben Davis vs. Penn, 2017 (6A); 107 by Josh Major, Columbus East vs. Kokomo, 2017 (5A).
Quarterback rushed for 150 yards or more: 207 by Jack Kiser, Pioneer vs. Eastern Greene, 2017 (A).
Quarterback rushed for 200 yards or more: 207 by Jack Kiser, Pioneer vs. Eastern Greene, 2017 (A).
Rushed 30 times or more: 34 by Caleb Hamilton, Eastern Greene vs. Pioneer, 2017 (A).
Rushed for three TDs: 3 by Jack Kiser, Pioneer vs. Eastern Greene, 2017 (A); 3 by Jaedin Miller, Columbus East vs. Kokomo, 2017 (5A).
Rushed for four TDs or more: 4 by Tyler Meurer, Linton-Stockton vs. Pioneer, 2016 (A).
Had a run of 50 yards or more: 76 by Reece Taylor, Ben Davis vs. Penn, 2017 (6A); 53 by Jack Kiser, Pioneer vs. Eastern Greene, 2017 (A).
Had a run of 60 yards or more: 76 by Reece Taylor, Ben Davis vs. Penn, 2017 (6A).
Had a run of 70 yards or more: 76 by Reece Taylor, Ben Davis vs. Penn, 2017 (6A).
Had a run of 80 yards or more: 98 by James Young, New Palestine vs. New Prairie, 2014 (4A).
Had a run of 90 yards or more: 98 by James Young, New Palestine vs. New Prairie, 2014 (4A).

Passing

Passed for 300 yards or more: 340 by Reece Taylor, Ben Davis vs. Penn, 2017 (6A).
Passed for 400 yards or more: 501 by Alex Neligh, New Palestine vs. Fort Wayne Snider, 2015 (5A).
Passed for 500 yards or more: 501 by Alex Neligh, New Palestine vs. Fort Wayne Snider, 2015 (5A).
Attempted 40 passes or more: 42 by Aaron Banks, Brebeuf Jesuit vs. Andrean, 2013 (3A).
Attempted 50 passes or more: 53 by Jake Schiff, Evansville Mater Dei vs. Fort Wayne Bishop Luers, 2012 (2A).
Completed 20 passes or more: 20 by Alex Neligh, New Palestine vs. Fort Wayne Snider, 2015 (5A).
Completed 30 passes or more: 38 by Jake Schiff, Evansville Mater Dei vs. Fort Wayne Bishop Luers, 2001 (2A).
Threw four TDs: Alex Neligh, New Palestine vs. Fort Wayne Snider, 2015 (5A).
Threw five TDs: Alex Neligh, New Palestine vs. New Prairie, 2014 (4A).
Threw six TDs or more: 6 by Reece Taylor, Ben Davis vs. Penn, 2017 (6A).
Completed a pass of 50 yards or more: 90 by Derrick Ozubu, Brebeuf Jesuit vs. Evansville Memorial, 2017 (3A); 64 by Reece Taylor, Ben Davis vs. Penn, 2017 (6A); 57 by Jayce Harter, Southridge vs. Woodlan, 2017 (2A); 54 by Justin Durkes, Woodlan vs. Southridge, 2017 (2A); 54 by Ryan Lynch, Penn vs. Ben Davis, 2017 (6A).
Completed a pass of 60 yards or more: 90 by Derrick Ozubu, Brebeuf Jesuit vs. Evansville Memorial, 2017 (3A); 64 by Reece Taylor, Ben Davis vs. Penn, 2017 (6A).
Completed a pass of 70 yards or more: 90 by Derrick Ozubu, Brebeuf Jesuit vs. Evansville Memorial, 2017 (3A).
Completed a pass of 80 yards or more: 90 by Derrick Ozubu, Brebeuf Jesuit vs. Evansville Memorial, 2017 (3A).

Receiving

Caught seven passes or more: 9 by Branson Combs, Evansville Memorial vs. Brebeuf Jesuit, 2017 (3A); 7 by Gabe Wright, Brebeuf Jesuit vs. Evansville Memorial, 2017 (3A).
Caught 10 passes or more: 10 by Duke Blackwell, New Palestine vs. Fort Wayne Snider, 2015 (5A).
Had 100 yards receiving or more: 139 by Aaron Hahn, Woodlan vs. Southridge, 2017 (2A); 124 by Gabe Wright, Brebeuf Jesuit vs. Evansville Memorial, 2017 (3A); 121 by Tucker Schank, Southridge vs. Woodlan, 2017 (2A); 109 by Broc Thompson, Ben Davis vs. Penn, 2017 (6A); 103 by Jacob Pressler, Brebeuf Jesuit vs. Evansville Memorial, 2017 (3A).
Had 150 yards receiving or more: 328 by Duke Blackwell, New Palestine vs. Fort Wayne Snider, 2015 (5A).
Had 200 yards receiving or more: 328 by Duke Blackwell, New Palestine vs. Fort Wayne Snider, 2015 (5A).
Had 250 yards receiving or more: 328 by Duke Blackwell, New Palestine vs. Fort Wayne Snider, 2015 (5A).
Had 300 yards receiving or more: 328 by Duke Blackwell, New Palestine vs. Fort Wayne Snider, 2015 (5A).
Caught three TDs or more: 3 by Broc Thompson, Ben Davis vs. Penn, 2017 (6A).
Caught a pass of 50 yards or more: 90 by Jacob Pressler, Brebeuf Jesuit vs. Evansville Memorial, 2017 (3A); 64 by Jermaine Hoskins, Ben Davis vs. Penn, 2017 (6A); 60 by Broc Thompson, Ben Davis vs. Penn, 2017 (6A); 57 by Ezra Lewellen, Pioneer vs. Eastern Greene, 2017 (A); 57 by Tucker Schank, Southridge vs. Woodlan, 2017; 54 by Aaron Hahn, Woodlan vs. Southridge, 2017 (2A); 54 by Zachariah Usenick, Penn vs. Ben Davis, 2017 (6A).
Caught a pass of 60 yards or more: 90 by Jacob Pressler, Brebeuf Jesuit vs. Evansville Memorial, 2017 (3A); 64 by Jermaine Hoskins, Ben Davis vs. Penn, 2017 (6A); 60 by Broc Thompson, Ben Davis vs. Penn, 2017 (6A).
Caught a pass of 70 yards or more: 90 by Jacob Pressler, Brebeuf Jesuit vs. Evansville Memorial, 2017 (3A).
Caught a pass of 80 yards or more: 90 by Jacob Pressler, Brebeuf Jesuit vs. Evansville Memorial, 2017 (3A).

Total Offense

Had 300 yards total offense or more: 471 by Reece Taylor, Ben Davis vs. Penn, 2017 (6A) (340 passing, 131 rushing); 318 by Jack Kiser, Pioneer vs. Eastern Greene, 2017 (A) (207 rushing, 111 passing).
Had 400 yards total offense or more: 471 by Reece Taylor, Ben Davis vs. Penn, 2017 (6A) (340 passing, 131 rushing).
Had 500 yards total offense or more: 667 by Alex Neligh, New Palestine vs. Fort Wayne Snider, 2015 (5A) (501 passing, 166 rushing).
Had 600 yards total offense or more: 667 by Alex Neligh, New Palestine vs. Fort Wayne Snider, 2015 (5A) (501 passing, 166 rushing).
Had 100 yards or more both passing and rushing: Reece Taylor, Ben Davis vs. Penn, 2017 (6A) (340 passing, 131 rushing); Jack Kiser, Pioneer vs. Eastern Greene, 2017 (A) (207 rushing, 111 passing).

All-Purpose

Had 200 all-purpose yards or more: 257 by Tucker Schank, Southridge vs. Woodlan, 2017 (2A); 219 by Jack Kiser, Pioneer vs. Eastern Greene, 2017 (A); 215 by Jack Perkins, Kokomo vs. Columbus East, 2017 (5A);
Had 250 all-purpose yards or more: 257 by Tucker Schank, Southridge vs. Woodlan, 2017 (2A).

Had 300 all-purpose yards or more: 339 by Duke Blackwell, New Palestine vs. Fort Wayne Snider, 2015 (5A).

Scoring

Accounted for four touchdowns or more: 7 by Reece Taylor, Ben Davis vs. Penn, 2017 (6A) (6 passing, 1 rushing); 5 by Jack Kiser, Pioneer vs. Eastern Greene, 2017 (A) (3 rushing, 2 passing).

Accounted for five touchdowns or more: 7 by Reece Taylor, Ben Davis vs. Penn, 2017 (6A) (6 passing, 1 rushing); 5 by Jack Kiser, Pioneer vs. Eastern Greene, 2017 (A) (3 rushing, 2 passing).

Accounted for six touchdowns or more: 7 by Reece Taylor, Ben Davis vs. Penn, 2017 (6A) (6 passing, 1 rushing).

Accounted for seven touchdowns or more: 7 by Reece Taylor, Ben Davis vs. Penn, 2017 (6A) (6 passing, 1 rushing).

Accounted for eight touchdowns or more: 8 by Alex Neligh, New Palestine vs. Fort Wayne Snider, 2015 (5A) (4 passing, 4 rushing).

Scored touchdowns three different ways: Mitchell Clayton, Lafayette Central Catholic vs. Perry Central, 1999 (1A) (2 receiving, 1 rushing, 1 interception return). Note: Passing TDs do not count in this category.

Scored touchdowns four different ways: None. Note: Passing TDs do not count in this category.

Defense

Intercepted two passes or more: 2 by Nathan Lloyd, East Central vs. Lowell, 2017 (4A).

Intercepted three passes or more: 3 by Wes Kendall, Zionsville vs. Fort Wayne Bishop Dwenger, 1996 (3A).

Returned an interception for a TD: Vaughn DePugh, North Vermillion vs. Pioneer, 2014 (A) (95 yards).

Recovered two fumbles or more: 2 by Austin Fleming, Rensselaer Central vs. Evansville Mater Dei, 2014 (2A); 2 by Braeden Hollowell, North Vermillion vs. Pioneer, 2014 (A).

Returned a fumble recovery for a TD: 20 yard return by Logan Greene, New Palestine vs. Fort Wayne Snider, 2015 (5A).

Recovered a fumble in the endzone: R.C. Hauser, Fishers vs. Lawrence Central, 2010 (5A).

Recorded 15 tackles or more: 15 by Cole Calvert, Southridge vs. Woodlan, 2017 (2A).

Had two sacks or more: 2 by Brock Combs, Evansville Memorial vs. Brebeuf Jesuit, 2017 (3A); 2 by Willie Ervin, Ben Davis vs. Penn, 2017 (6A).

Had three sacks or more: 3.5 by Chance Howard, Linton-Stockton vs. Pioneer, 2016 (A).

Had four sacks or more: 4 by Taylor Halstead, Fishers vs. Lawrence Central, 2010 (5A).

Special Teams

Scored 7 points kicking or more: 10 by Conner Coghlan, Carmel vs. Center Grove, 2016 (6A); 10 by Will Harrison, Westfield vs. Columbus East, 2016 (5A); 7 by Luke Eckert, Center Grove vs. Carmel, 2016 (6A).

Scored 10 points kicking or more: 10 by Conner Coghlan, Carmel vs. Center Grove, 2016 (6A); 10 by Will Harrison, Westfield vs. Columbus East, 2016 (5A).

Scored 11 points kicking or more: 11 by Kyle Barton, New Palestine vs. New Prairie, 2014 (4A).

Kicked three field goals or more: 3 by Conner Coghlan, Carmel vs. Center Grove, 2016 (6A); 3 by Will Harrison, Westfield vs. Columbus East, 2016 (5A).

Kicked four field goals or more: 4 by Billy Stumbo, Carmel vs. Penn, 2011 (5A).

Kicked a field goal of 50 yards or more: 52 by Will Harrison, Westfield vs. Columbus East, 2016 (5A); 50 by Luke Eckert, Center Grove vs. Carmel, 2016 (6A).

Had a punt 50 yards or more: 61 by Aaron Hahn, Woodlan vs. Southridge, 2017 (2A); 53 by Michael Lindauer, Evansville Memorial vs. Brebeuf Jesuit, 2017 (3A); 53 by Tyrese Nibbs, Ben Davis vs. Penn, 2017 (6A); 52 by Max Chaffee, Penn vs. Ben Davis, 2017 (6A); 51 by Caleb Hamilton, Eastern Greene vs. Pioneer, 2017 (A).

Had a punt 60 yards or more: 61 by Aaron Hahn, Woodlan vs. Southridge, 2017 (2A).

Had a punt 70 yards or more: 71 by Dave Miller, Penn vs. Bloomington South, 1997 (5A).

Punted 10 times or more: 15 by Casey Miller, Bremen vs. Sheridan, 1988 (1A).

Returned a punt for a touchdown: 57 yards by Ben Stewart, Indianapolis Cathedral vs. LaPorte vs. 2014 (5A).

Totaled 100 punt return yards or more: 112 by Terry McLaurin, Indianapolis Cathedral vs. Mishawaka, 2012 (4A).

Scored a touchdown off a blocked punt: Jake Purichia, Indianapolis Cardinal Ritter vs. Tipton, 2013 (2A).

Returned a kickoff for a touchdown: 77 by Miles McIlwain, Brebeuf Jesuit vs. Evansville Memorial, 2017 (3A).

Totaled 100 kickoff return yards or more: 118 by Miles McIlwain, Brebeuf Jesuit vs. Evansville Memorial, 2017 (3A).

TEAM

Rushing

Rushed for 300 yards or more: 351 by Columbus East vs. Kokomo, 2017 (5A); 313 by Pioneer vs. Eastern Greene, 2017 (A).

Rushed for 400 yards or more: 462 by New Palestine vs. New Prairie, 2014 (4A); 415 by Pioneer vs. North Vermillion, 2014 (A).

Rushed for 500 yards or more: 575 by Warren Central vs. Penn, 2003 (5A).

Had 50 attempts or more: 50 by Columbus East vs. Kokomo, 2017 (5A).

Had four TDs: Pioneer vs. Eastern Greene, 2017 (A).

Had five TDs: Columbus East vs. Kokomo, 2017 (5A).

Had six TDs or more: 6 by New Palestine vs. New Prairie, 2014 (4A); 6 by New Prairie vs. New Palestine, 2014 (4A); 6 by Rensselaer Central vs. Evansville Mater Dei, 2014 (2A).

Had two players with 100 yards or more: Monrovia vs. Whiting, 2015 (2A) (Dalton Smith 167, Jaden Rhea 122); Indianapolis Bishop Chatard vs. West Lafayette, 2015 (3A) (Gabe Coleman 118, Jarrod Stiver 108).

Had three players with 100 yards or more: Columbus East vs. Kokomo, 2017 (5A) (Jaedin Miller 132; Jamon Hogan 112; Josh Major 107).

Passing/Receiving

Had 400 yards or more: 501 by New Palestine vs. Fort Wayne, 2015 (5A).

Had 500 yards or more: 501 by New Palestine vs. Fort Wayne, 2015 (5A).

Had 45 attempts or more: 47 by Indianapolis Cardinal Ritter vs. Sheridan, 2008 (1A).

Had 30 completions or more: 39 by Evansville Mater Dei vs. Fort Wayne Bishop Luers, 2001 (2A).

Had four TDs or more: 6 by Ben Davis vs. Penn, 2017 (6A).

Had five TDs or more: 6 by Ben Davis vs. Penn, 2017 (6A).

Had six TDs or more: 6 by Ben Davis vs. Penn, 2017 (6A).

Had two players with 100 yards receiving or more: Brebeuf Jesuit vs. Evansville Memorial, 2017 (3A) (Gabe Wright 124, Jacob Pressler 103).

Combination Offense

Had a 200-yard passer and 100-yard rusher: Fort Wayne Concordia Lutheran vs. Lawrenceburg, 2016 (3A) (Peter Morrison 376 passing & Peterson Kerlegrand 208 rushing).

Had a 100-yard receiver and a 100-yard rusher: Fort Wayne Concordia Lutheran vs. Lawrenceburg, 2016 (3A) (Kamari Anderson-Drew 117 receiving, Mark Mallers 117 receiving, Peterson Kerlegrand 208 rushing).

Total Offense

Had 300 yards or more of total offense: 564 by Ben Davis vs. Penn, 2017 (6A) (199 rushing, 365 passing); 424 by Pioneer vs. Eastern Greene, 2017 (A) (313 rushing, 111 passing); 394 by Columbus East vs. Kokomo, 2017 (5A) (351 rushing, 43 passing); 362 by Woodlan vs. Southridge, 2017 (2A) (147 rushing, 215 passing); 356 by Evansville Memorial vs. Brebeuf Jesuit, 2017 (3A) (167 rushing, 189 passing); 304 by Brebeuf Jesuit vs. Evansville Memorial, 2017 (3A) (12 rushing, 292 passing).

Had 400 yards or more of total offense: 564 by Ben Davis vs. Penn, 2017 (6A) (199 rushing, 365 passing); 424 by Pioneer vs. Eastern Greene, 2017 (A) (313 rushing, 111 passing).

Had 500 yards or more of total offense: 564 by Ben Davis vs. Penn, 2017 (6A) (199 rushing, 365 passing).

Had 600 yards or more of total offense: 614 by Fort Wayne Concordia Lutheran vs. Lawrenceburg, 2016 (3A) (226 rushing, 388 passing).

Had 700 yards or more of total offense: 757 by New Palestine vs. Fort Wayne Snider, 2015 (5A) (256 rushing, 501 passing).

Scoring

Scored 40 points or more: 63 by Ben Davis vs. Penn, 2017 (6A); 42 by Columbus East vs. Kokomo, 2017 (5A); 42 by Pioneer vs. Eastern Greene, 2017 (A).

Scored 50 points or more: 63 by Ben Davis vs. Penn, 2017 (6A).

Scored 60 points or more: 63 by Ben Davis vs. Penn, 2017 (6A).

Scored 70 points or more: 77 by New Palestine vs. New Prairie, 2014 (4A).

Turnovers/Takeaways

Did not commit a turnover: East Central vs. Lowell, 2017 (4A); Columbus East vs. Kokomo, 2017 (5A); Eastern Greene vs. Pioneer, 2017 (A).

Recovered three fumbles or more: 4 by Center Grove vs. Carmel, 2016 (6A).

Recovered four fumbles or more: 4 by Center Grove vs. Carmel, 2016 (6A).

Intercepted three passes or more: 3 by Evansville Memorial vs. Brebeuf Jesuit, 2017 (3A); 3 by Woodlan vs. Southridge, 2017 (2A).

Intercepted four passes or more: 4 by Fort Wayne Bishop Dwenger vs. East Central, 2015 (4A).

Intercepted five passes or more: 5 by Indianapolis Bishop Chatard vs. West Lafayette, 1984 (2A).

Recorded five takeaways or more: 5 by Woodlan vs. Southridge, 2017 (2A).

Recorded six takeaways or more: 6 by Center Grove vs. Carmel, 2016 (6A).

Defense

Held opponent to 50 rushing yards or fewer: 12 by Evansville Memorial vs. Brebeuf Jesuit, 2017 (3A).

Held opponent to 50 passing yards or fewer: 43 by Kokomo vs. Columbus East, 2017 (5A).

Held opponent to 200 yards or fewer of total offense: 168 by Lafayette Central Catholic vs. Linton-Stockton, 2015 (A); 172 by Fort Wayne Bishop Dwenger vs. East Central, 2015 (4A).

Scored a safety: Penn vs. Bloomington South, 1997 (5A); Andean vs. Indianapolis Bishop Chatard, 1997 (3A).

Recorded four or more sacks: 5 by Evansville Memorial vs. Brebeuf Jesuit, 2017 (3A).

Special Teams

Blocked a punt: Linton-Stockton vs. Pioneer, 2016 (A).

Blocked a field goal: Carmel vs. Warren Central, 2013 (6A).

Blocked a PAT kick: Brebeuf Jesuit vs. Evansville Memorial, 2017 (3A); Penn vs. Ben Davis, 2017 (6A).

Scored a 2-point conversion: Southridge vs. Woodlan, 2017 (2A); Ben Davis vs. Penn, 2017 (6A).

Did not punt: Pioneer vs. Eastern Greene, 2017 (A).

Recovered an onside kick: Ben Davis (twice) vs. Penn, 2017 (6A).

Miscellaneous

Had a play from scrimmage go for 80 yards or more: 90 yard pass from Derrick Ozobu to Jacob Pressler, 2017 (3A).

Had a play from scrimmage go for 90 yards or more: 90 yard pass from Derrick Ozobu to Jacob Pressler, 2017 (3A).

A state championship game go to overtime: Carmel 16, Center Grove 13, 2016 (6A).

Game-winning field goal with 0:00 left in regulation: Fort Wayne Bishop Luers 24, Tri-West Hendricks 22. Tim Wilson with 18 yard FG, 1989 Class 2A; Carmel 10, Penn 7. Kent Miller with 18 yard FG, 1989 Class 5A.

Game-winning touchdown with 0:00 left in regulation: Brownsburg 23, Hobart 17. Scott Wells 48 yard pass from Dan Gatlin, 1985, Class 4A.

Committed six turnovers and won game: Carmel vs. Center Grove, 2016 (6A).

Game-Winning Scores at End of Regulation

1985 Class 4A: Brownsburg 23, Hobart 17.

Brownsburg's QB Dan Gatlin finds split end Scott Wells who caught a 48-yard touchdown pass on one knee in the endzone as time expired. Wells had streaked past the cornerback down the sideline and the Hobart safety stumbled getting over to cover on the play. It was the Bulldogs second consecutive title having won the 3A championship a year earlier.

1989 Class 2A: Fort Wayne Bishop Luers 24, Tri-West Hendricks 22.

Senior placekicker Tim Wilson nails an 18-yard field goal as time expires to give Bishop Luers its second state championship. Wilson had missed attempts from 36 and 51 earlier in the game.

1989 Class 5A: Carmel 10, Penn 7.

That same weekend, Kent Miller kicks an 18-yard field goal as time expires handing Carmel its record fifth state championship. The winning kick was set up by a 43-yard punt return by Ron Herrmann and a flat snap saved by holder Dan Schmidt.

Top 10 Most Rushing Yards

1. 317 Desmond Tardy, Warren Central vs. Penn, 2003 (5A).
2. 301 Brett Law, Sheridan vs. Bremen, 1988 (A).
3. 282 James Young, New Palestine vs. New Prairie, 2014 (4A).
4. 261 Fred Moore, Fort Wayne Bishop Luers vs. Tri-West Hendricks, 1989 (2A).
5. 255 Danny Anthrop, Lafayette Central Catholic vs. Indianapolis Sccecina, 2011 (A).
6. 252 Vaughn Dunbar, Fort Wayne Snider vs. Carmel, 1986 (5A).
- T7. 247 Mike Bohn, Roncalli vs. NorthWood, 1993 (3A).
- T7. 247 Ryan Kleinschmidt, Indianapolis Bishop Chatard vs. South Bend St. Joseph's, 2010 (3A).
9. 241 Burt Austin, Franklin Central, vs. Goshen, 1981 (2A).
10. 236 Shakir Bell, Warren Central vs. Carmel, 2009 (5A).

Top 10 Most Passing Yards

1. 501 Alex Neligh, New Palestine vs. Fort Wayne Snider, 2015 (5A).
2. 439 Jake Schiff, Evansville Mater Dei vs. Fort Wayne Bishop Luers, 2001 (2A).
3. 423 Ross Hendrickson, Indianapolis Cardinal Ritter vs. Sheridan, 2008 (A).
4. 395 Rick Mirer, Goshen vs. Franklin Central, 1988 (4A).
5. 376 Peter Morrison, Fort Wayne Concordia Lutheran vs. Lawrenceburg, 2016 (3A).
6. 352 Scott Stanski, Fort Wayne Bishop Luers vs. North Montgomery, 1996 (2A).
7. 346 Isaac Stiebeling, Fort Wayne Snider vs. New Palestine, 2015 (5A).
8. 340 Reece Taylor, Ben Davis vs. Penn, 2017 (6A).
9. 335 Connor Barthel, Indianapolis Cathedral vs. Fort Wayne Bishop Dwenger, 2010 (4A).
10. 323 T.J. Siple, Tri-West Hendricks vs. Harding, 2003 (2A).

Top 10 Most Receiving Yards

1. 328 Duke Blackwell, New Palestine vs. Fort Wayne Snider, 2015 (5A).
2. 192 Patrick Mallory, Evansville Mater Dei vs. Fort Wayne Bishop Luers, 2001 (2A).
3. 183 Tyrone Walker, Indianapolis Cardinal Ritter vs. Sheridan, 2008 (A).
4. 175 Zach Rainey, Ben Davis vs. Fort Wayne Snider, 2002 (5A).
- T5. 168 Gehrig Dieter, South Bend Washington vs. Indianapolis Cathedral, 2011 (4A).
- T5. 168 Chandler Grau, Brebeuf Jesuit vs. Andrean, 2013 (3A).
- T5. 168 Brad Hunt, West Lafayette vs. Providence, 1993 (2A).
8. 159 Nick Logan, Carmel vs. Warren Central, 2009 (5A).
9. 156 Josh Parker, South Decatur vs. Southwood, 1990 (A).
10. 150 Morgan Cook, Heritage Christian vs. Cass, 2008 (2A).