

IHSAA News Release



Indiana High School Athletic Association, Inc.
9150 N. Meridian Street, Indianapolis, Indiana 46260
317-846-6601 • IHSAA.org • IHSAAtv.org • @IHSAA1

TICKETS

\$15 per person. Children age five and younger are free. All seats general admission. Per Lucas Oil Stadium policy, all ticket sales will be digital only; printed tickets will not be used. All purchased tickets will be sent as mobile tickets to the purchaser's smart phone and that verification should be shown at the admission gate. Mobile tickets should be purchased in advance through [Ticketmaster.com](https://www.ticketmaster.com) or via the Ticketmaster mobile app (service fees apply). Digital tickets may also be purchased in person at the Lucas Oil Stadium Box Office (without service fees) during business hours (credit card or cash purchases only).



TELEVISION & WEBSTREAM

All six state championship games will air live on Bally Sports Indiana (rebranded from Fox Sports Indiana). For viewers outside of the Bally Sports Indiana coverage area, a live stream will be available at [IHSAAtv.org](https://www.IHSAAtv.org). For those within the BSI coverage area, the stream will be available only on delayed basis following the conclusion of the telecast.

FRIDAY BROADCAST ASSIGNMENTS

Class A
 • Play-by-Play Pat Boylan
 • Color Analyst Jan Boser
 • Sideline Reporter JoJo Gentry

Class 3A
 • Play-by-Play Mark Jaynes
 • Color Analyst Lance Scheib
 • Sideline Reporter JoJo Gentry

Class 5A
 • Play-by-Play Greg Rakestraw
 • Color Analyst Joe Polizzi
 • Sideline Reporter Kurt Darling

SATURDAY BROADCAST ASSIGNMENTS

Class 2A
 • Play-by-Play Jerry Baker
 • Color Analyst Jan Boser
 • Sideline Reporter Pat Boylan

Class 4A
 • Play-by-Play Greg Rakestraw
 • Color Analyst Joe Polizzi
 • Sideline Reporter Jeremiah Johnson

Class 6A
 • Play-by-Play Mark Jaynes
 • Color Analyst Lance Scheib
 • Sideline Reporter Jeremiah Johnson

THE 49th ANNUAL IHSAA FOOTBALL STATE FINALS



presented by the Indianapolis Colts

November 26-27, 2021

Lucas Oil Stadium, Indianapolis, Ind.



[State Championship Records Book](#)

CLASS A

ADAMS CENTRAL (13-1) vs. INDIANAPOLIS LUTHERAN (14-0)

FRIDAY, NOV. 26 • 12 PM ET • LUCAS OIL STADIUM • BALLY SPORTS INDIANA • IHSAAtv.ORG

JETS ADAMS CENTRAL FLYING JETS
 Head Coach: Michael Mosser
 Record at AC: 113-46 (13th Year)
 Overall: 113-46 (13th Year)

LUTHERAN SAINTS
 Head Coach: Dave Pasch
 Record at Lutheran: 122-53 (14th Year)
 Overall: 187-110 (25th Year)

CLASS 3A

BREBEUF JESUIT (12-2) vs. GIBSON SOUTHERN (13-1)

FRIDAY, NOV. 26 • 3:30 PM ET • LUCAS OIL STADIUM • BALLY SPORTS INDIANA • IHSAAtv.ORG

B BREBEUF JESUIT BRAVES
 Head Coach: Matt Geske
 Record at Brebeuf: 17-7 (2nd Year)
 Overall: 17-7 (2nd Year)

GIBSON SOUTHERN TITANS
 Head Coach: Nick Hart
 Record at Gibson: 104-20 (10th Year)
 Overall: 104-20 (10th Year)

CLASS 5A

ZIONSVILLE (9-5) vs. INDIANAPOLIS CATHEDRAL (13-1)

FRIDAY, NOV. 26 • 7 PM ET • LUCAS OIL STADIUM • BALLY SPORTS INDIANA • IHSAAtv.ORG

Z ZIONSVILLE EAGLES
 Head Coach: Scott Turnquist
 Record at Zionsville: 21-18 (3rd Year)
 Overall: 21-18 (3rd Year)

CATHEDRAL FIGHTING IRISH
 Head Coach: Bill Peebles
 Record at Cathedral: 41-11 (4th Year)
 Overall: 115-76 (17th Year)

CLASS 2A

ANDREAN (11-3) vs. EVANSVILLE MATER DEI (12-2)

SATURDAY, NOV. 27 • 12 PM ET • LUCAS OIL STADIUM • BALLY SPORTS INDIANA • IHSAAtv.ORG

ANDREAN ANDREAN FIGHTING 59ERS
 Head Coach: Chris Skinner
 Record at Andrean: 55-21 (6th Year)
 Overall: 55-21 (6th Year)

MATER DEI WILDCATS
 Head Coach: Mike Goebel
 Record at Mater Dei: 248-78 (25th Year)
 Overall: 248-78 (25th Year)

CLASS 4A

NORTHRIDGE (10-4) vs. MT. VERNON (FORTVILLE) (13-1)

SATURDAY, NOV. 27 • 3:30 PM ET • LUCAS OIL STADIUM • BALLY SPORTS INDIANA • IHSAAtv.ORG

NORTHRIDGE NORTHRIDGE RAIDERS
 Head Coach: Chad Eppley
 Record at Northridge: 10-4 (1st Year)
 Overall: 10-4 (1st Year)

MT. VERNON MARAUDERS
 Head Coach: Vince Lily
 Record at MV: 13-1 (1st Year)
 Overall: 13-1 (1st Year)

CLASS 6A

WESTFIELD (12-1) vs. CENTER GROVE (13-0)

SATURDAY, NOV. 27 • 7 PM ET • LUCAS OIL STADIUM • BALLY SPORTS INDIANA • IHSAAtv.ORG

ROCKS WESTFIELD SHAMROCKS
 Head Coach: Jake Gilbert
 Record at Westfield: 84-47 (11th Year)
 Overall: 114-83 (17th Year)

CENTER GROVE TROJANS
 Head Coach: Eric Moore
 Record at CG: 223-72 (23rd Year)
 Overall: 271-77 (27th Year)

IHSAA CHAMPIONS RADIO NETWORK



FRIDAY BROADCAST ASSIGNMENTS

Class A	
• Play-by-Play	Matt Taylor
• Color Analyst	Joe Reitz
• Sideline Reporter	Mark Foerster

Class 3A	
• Play-by-Play	Mark Foerster
• Color Analyst	Rob Moorhead
• Sideline Reporter	Jimmy Cook

Class 5A	
• Play-by-Play	Rob Blackman
• Color Analyst	Rob Moorhead
• Sideline Reporter	Jimmy Cook

SATURDAY BROADCAST ASSIGNMENTS

Class 2A	
• Play-by-Play	Brendan King
• Color Analyst	Jim Leisure
• Sideline Reporter	Rob Connett

Class 4A	
• Play-by-Play	John Herrick
• Color Analyst	Jan Boser
• Sideline Reporter	Rob Connett

Class 6A	
• Play-by-Play	Kurt Darling
• Color Analyst	Jim Leisure
• Sideline Reporter	John Herrick

CELEBRATING 50 YEARS OF TITLE IX

"No person in the United States shall on the basis of sex be excluded from participation in, be denied the benefits of, or be subject to discrimination under any education programs or activity receiving federal financial assistance."

Those words, the preamble to Title IX, signed into law on June 23, 1972 by President Richard M. Nixon, changed the athletics landscape in public schools across the country.

With it, the Indiana High School Athletic Association, under Commissioner Phil Eskew and the Association's first Director of Girls Athletics Pat Roy, initiated seven state tournaments for girls in various sports over the next four years. The first of which was volleyball.

The IHSAA is proud to join the National Federation of State High School Associations (NFHS) and other state associations across the country in celebrating the inspirational individuals and landmark moments in the history of Title IX, and continuing to grow the educational and competitive opportunities for the future.

As part of this milestone celebration, the Indiana High School Athletic Association is sending patches (like this one shown) to its member schools to be affixed to team uniforms for the remainder of the 2021-22 school year.

#TitleIXat50



ASSOCIATED PRESS FINAL REGULAR SEASON POLL

Class 6A		
1. Center Grove (14)	9-0	280
2. Westfield	8-1	236
3. Merrillville	9-0	226
4. Carmel	8-1	208
5. Brownsburg	7-2	164
6. Carroll (Fort Wayne)	8-1	126
7. Hamilton Southeastern	7-2	112
8. Warren Central	5-3	56
9. Lawrence North	5-3	40
10. Fishers	6-3	26

Others: Ben Davis 20, Warsaw 20, Columbus North 12, Homestead 8, Chesterton 2, Elkhart 2, Lafayette Jefferson 2.

Class 5A		
1. Indianapolis Cathedral (13)	8-1	264
2. Decatur Central (1)	8-1	244
3. Harrison (West Lafayette)	8-1	206
4. Valparaiso	8-1	188
5. Fort Wayne Snider	7-1	184
6. Concord	8-1	134
7. Mishawaka	7-2	72
8. Bloomington South	6-2	52
9. Kokomo	7-2	46
10. Michigan City	6-3	44

Others: Fort Wayne Bishop Dwenger 40, **Zionsville 38**, Castle 18, New Palestine 4, Whiteland 4, Bloomington North 2.

Class 4A		
1. Roncalli (14)	9-0	280
2. Leo	9-0	242
3. Jasper	9-0	218
4. Mt. Vernon (Fortville)	8-1	190
5. East Central	7-2	162
6. Mooresville	7-2	130
7. Indianapolis Bishop Chatard	5-4	112
8. Evansville Memorial	7-2	80
9. Northview	7-1	64
10. Hobart	6-3	22

Others: East Noble 18, New Prairie 18, Logansport 4.

Class 3A		
1. West Lafayette (11)	9-0	272
2. Gibson Southern (3)	8-1	250
3. Brebeuf Jesuit	7-2	198
4. Danville	8-1	192
5. Lawrenceburg	8-1	164
6. Brownstown Central	9-0	140
7. Tippecanoe Valley	9-0	112
8. Norwell	8-1	86
9. Mt. Vernon	8-1	50
10. Tri-West Hendricks	7-2	48

Others: Jimtown 10, Mishawaka Marian 6, Owen Valley 6, Sullivan 4, Heritage Hills 2.

Class 2A		
1. Eastbrook (5)	8-0	256
2. Fort Wayne Bishop Luers (8)	8-1	242
3. Heritage Christian (1)	8-0	200
4. Eastside	9-0	184
5. Linton-Stockton	9-0	172
6. Tipton	8-1	136
7. Evansville Mater Dei	7-2	120
8. Andrean	6-3	74
9. Centerville	8-0	72
10. Speedway	7-2	40

Others: Indianapolis Scecina 18, Lafayette Central Catholic 16, North Posey 10.

Class A		
1. Indianapolis Lutheran (12)	9-0	270
2. Monroe Central (1)	9-0	248
3. Adams Central (1)	8-1	232
4. Winamac	7-0	202
5. Parke Heritage	7-2	122
6. Springs Valley	7-1	120
7. South Adams	7-2	112
8. South Putnam	7-2	94
9. Churubusco	7-2	76
10. Covenant Christian (Indianapolis)	5-4	18

Others: Sheridan 16, Perry Central 14, North Central (Farmersburg) 6, North Judson 4, Park Tudor 4, North Decatur 2.

INDIANA FOOTBALL COACHES ASSOC. FINAL REGULAR SEASON POLL

Class 6A		
1. Center Grove (10)	8-0	100
2. Westfield	7-1	86
3. Carmel	7-1	81
4. Merrillville	8-0	73
5. Hamilton Southeastern	7-1	54
6. Brownsburg	6-2	49
7. Lawrence North	5-2	35
8. Carroll (Fort Wayne)	7-1	26
9. Warren Central	5-3	23
T10. Ben Davis	3-5	7
T10. Chesterton	6-2	7

Others: Warsaw 6, Fishers 2, Homestead 1.

Class 5A		
1. Indianapolis Cathedral (10)	8-0	100
2. Decatur Central	7-1	88
3. Valparaiso	7-1	78
4. Fort Wayne Snider	6-1	64
5. Harrison (West Lafayette)	7-1	52
6. Bloomington South	6-1	48
7. Concord	7-1	38
8. Mishawaka	6-2	27
9. Fort Wayne Bishop Dwenger	4-4	19
10. Zionsville	4-4	16

Others: Michigan City 8, Castle 7, Whiteland 2, Bloomington North 1, Kokomo 1.

Class 4A		
1. Roncalli (10)	8-0	100
2. Leo	8-0	86
3. East Central	7-1	73
4. Jasper	8-0	72
5. Mt. Vernon (Fortville)	7-1	56
6. Evansville Memorial	7-1	54
7. Mooresville	6-2	41
8. Indianapolis Bishop Chatard	4-4	30
9. New Prairie	7-1	20
10. East Noble	5-2	10

Others: Greenfield-Central 4, Hobart 3, Martinsville 1.

Class 3A		
1. West Lafayette (8)	8-0	98
2. Brebeuf Jesuit (2)	6-2	83
3. Gibson Southern	7-1	82
4. Danville	7-1	75
5. Lawrenceburg	7-1	59
6. Brownstown Central	8-0	43
7. Norwell	7-1	31
8. Tri-West Hendricks	6-2	23
9. Mishawaka Marian	5-3	17
10. Mt. Vernon	7-1	12

Others: Sullivan 11, Tippecanoe Valley 6, Hanover Central 5, Owen Valley 4, Western Boone 1.

Class 2A		
1. Fort Wayne Bishop Luers (10)	8-0	100
2. Eastbrook	7-0	85
3. Andrean	6-2	80
4. Linton-Stockton	8-0	65
5. Heritage Christian	8-0	56
6. Eastside	8-0	48
7. Evansville Mater Dei	6-2	38
8. Tipton	7-1	35
9. Lafayette Central Catholic	5-3	20
10. Centerville	7-0	7

Others: Speedway 6, Indianapolis Scecina 4, Monrovia 4, North Posey 2.

Class A		
1. Indianapolis Lutheran (10)	8-0	100
2. Adams Central	7-1	89
3. Monroe Central	8-0	77
4. Winamac	6-0	69
5. South Adams	6-2	54
6. Churubusco	6-2	50
7. South Putnam	7-1	37
8. Parke Heritage	6-2	26
9. Springs Valley	6-1	14
10. Covenant Christian (Indianapolis)	5-3	13

Others: North Judson 12, Park Tudor 4, Perry Central 3, Carroll (Flora) 1, Sheridan 1.

VALPARAISO'S FRED SCHEUB TO BE HONORED AS THIS YEAR'S OUTSTANDING OFFICIAL

Fred Scheub of Valparaiso, IN is the recipient of the 2021 Interscholastic Athletic Officials Association Award for excellence in the sport of football. Scheub will be honored in an on-field ceremony at this weekend's state finals.

Each year, the Indiana High School Athletic Association, in cooperation with the National Federation of Interscholastic Officials Association, recognizes and honors an outstanding official in each sport during the school year.

Scheub has been a licensed football official in Indiana for 37 years and, during his career, he's officiated 33 sectionals, 21 regionals, seven (7) semi-states, and four (4) state finals.



Scheub was selected for this honor by a committee representing the officials' associations. In Indiana there are 24 associations made up of men and women who assist in providing wholesome, worthwhile, and healthy activities for the student athletes in our state. Statewide, there are more than 6,000 officials licensed by the IHSAA in 18 sports.

Fred is also licensed in volleyball, baseball, softball, and basketball and has officiated seven (7) state finals between these sports. Fred is a 30-year member of the Lake County Athletic Officials Association, and currently serves as President of the association. Additionally, Fred takes time to mentor other officials, volunteer at his church, and assists with local youth and adults who deal with addiction.

Fred is a 1972 graduate of Merrillville High School and even competed in the 1971 Cross Country State Finals. Fred is now retired, previously working for 45 years in the finance department at a local steel company.



NEWS MEDIA INFORMATION

MEDIA CREDENTIALS: For news media outlets intending to cover the football state finals, please apply for credentials (with name of individual(s) applying) and the game(s) you are planning to cover with IHSAA Sports Information Director Jason Wille at jwille@ihsaa.org. Requests MUST originate from a recognized business account; e-mails from personal accounts (ie: yahoo.com, gmail.com, etc.) will not be accepted. **The deadline for requests is 4 pm ET / 3 pm CT on Wednesday, Nov. 24.** Credentials will not be granted after that time. Please note that the football state finals require a specific credential. Any passes issued previously will not allow admission to this event.

NO CHILDREN, PLEASE: With the exception of high school students representing their school's newspaper, yearbook, radio or television station, and who have a team participating, no young people or children will be issued media credentials or be allowed in the working media area.

MEDIA PARKING: There is no designated parking area for media for this event though there are numerous parking options within short walking distance of the stadium.

MEDIA WILL-CALL/ENTRANCE: Approved credential requests will be available for pickup at media will-call at Lucas Oil Stadium on either game day. Media will-call is located at the northwest entrance to the stadium nearest the corner of Missouri and South streets. Credentials may be claimed both days beginning at 9:30 am ET. Please have identification available and be prepared to have bags and equipment checked by security officials. From that location, you may take the adjacent elevators to the press box or field level.

SEAT ASSIGNMENTS: An open seating policy will be used in the press box. Specific booths for broadcasters will be posted in the press box.

GAME STATISTICS: Please note that hard copies of statistics will not be distributed. Instead, those interested may access the live stats for each game online via IHSAA.org or @IHSAA1 on Twitter.

WIRELESS INTERNET: Complimentary wireless internet access is available in the Lucas Oil Stadium press box and throughout the facility.

BROADCAST PHONE LINES: Those requiring phone line installation in the press box should email Lucas Oil Stadium directly at utilities@icclcos.com

HIGH-SPEED BROADBAND: For media seeking a higher-speed connection or alternative services at Lucas Oil Stadium, please make arrangements in advance by ordering online directly through Lucas Oil Stadium here: <https://orders.smartcitynetworks.com/Ordering.aspx>


PHOTOGRAPHERS/VIDEOGRAPHERS: All credentialed media will have access to the field level. However, we solicit cooperation in keeping the sidelines as clean as possible during the games. The defined team bench area between the 30-yard lines is a restricted area for the teams only. Your cooperation is appreciated. During the games, all media personnel must observe the field markings and work behind the **white-painted** area that is approximately two yards wide around the perimeter of the field on the sides and in the end zones. Photographers may work from the end zone to the 30-yard-line at each end of the field from either sideline.

LIVE TELEVISION CUT-INS: Showing live game action is prohibited. Stand-up reports for newscasts are permitted from inside the stadium provided that no live action is shown.

POST-GAME GUIDELINES: Due to contractual obligations, the IHSAA network personnel will have priority in conducting interviews with coaches and players on the field immediately following each game. If time permits before the awards ceremony, additional interviews may be conducted with the assistance of IHSAA media stewards. No formal press conference is scheduled and all interviews will be conducted off the field following the awards ceremony and team photograph session. We solicit your continued cooperation with this policy. The post-game ceremonies order will be as follows:

- Mental Attitude Award presentation
- Runner-Up medals and trophy presentation
- Championship medals and trophy presentation
- Team photographs by IHSAA photography service, Double Edge Media

HOSPITALITY: The IHSAA will provide a hospitality area with food and drinks on Friday and Saturday in the press box for all credentialed media personnel.



2021-22 IHSAA STATE CHAMPIONSHIPS

FALL SPORTS

Oct. 1-2	GIRLS GOLF <i>Prairie View Golf Club, Carmel</i> Team: Evansville North Individual: Macy Beeson, Lapel
Oct. 15-16	BOYS TEAM TENNIS <i>Carmel HS, Carmel</i> Team: Carmel
Oct. 16	UNIFIED FLAG FOOTBALL <i>Grand Park Sports Event Center, Westfield</i> Team: DeKalb
Oct. 22-23	BOYS SINGLES & DOUBLES <i>Carmel HS, Carmel</i> Singles: Aidan William, West Lafayette Doubles: Jack Jentz/Srisanth Malpeddi, Carmel
Oct. 29-30	BOYS & GIRLS SOCCER <i>Carroll Stadium, IUPUI, Indianapolis</i> Class A Girls: Heritage Christian Class A Boys: Westview Class 2A Girls: Evansville Memorial Class 2A Boys: Brebeuf Jesuit Class 3A Girls: Homestead Class 3A Boys: Noblesville
Oct. 30	BOYS & GIRLS CROSS COUNTRY <i>LaVern Gibson Course, Terre Haute</i> Girls Team: Columbus North Girls Indiv: Lily Cridge, Bishop Chatard Boys Team: Brebeuf Jesuit Boys Indiv: Reese Kilbarger-Stumpff, Columbus North
Nov. 6	VOLLEYBALL <i>Worthen Arena, Ball State Univ, Muncie</i> Class A: Lafayette Central Catholic Class 2A: Andrean Class 3A: Brebeuf Jesuit Class 4A: McCutcheon
Nov. 26-27	FOOTBALL <i>Lucas Oil Stadium, Indianapolis</i>

WINTER SPORTS

Feb. 11-12	GIRLS SWIMMING & DIVING <i>IU Natatorium, IUPUI, Indianapolis</i>
Feb. 18-19	WRESTLING <i>Gainbridge Fieldhouse, Indianapolis</i>
Feb. 25-26	BOYS SWIMMING & DIVING <i>IU Natatorium, IUPUI, Indianapolis</i>
Feb. 26	GIRLS BASKETBALL <i>Gainbridge Fieldhouse, Indianapolis</i>
March 12	GYMNASTICS <i>Worthen Arena, Ball State University, Muncie</i>
March 26	BOYS BASKETBALL <i>Gainbridge Fieldhouse, Indianapolis</i>

SPRING SPORTS

June 3	GIRLS TRACK & FIELD <i>Robert C. Haugh Track & Field Complex, Indiana University, Bloomington</i>
June 4	UNIFIED TRACK & FIELD <i>Robert C. Haugh Track & Field Complex, Indiana University, Bloomington</i>
June 4	BOYS TRACK & FIELD <i>Robert C. Haugh Track & Field Complex, Indiana University, Bloomington</i>
June 3-4	GIRLS TEAM TENNIS <i>North Central HS, Indianapolis</i>
June 10-11	GIRLS SINGLES & DOUBLES <i>Park Tudor HS, Indianapolis</i>
June 10-11	SOFTBALL <i>Bittinger Stadium, Purdue University, West Lafayette</i>
June 14-15	BOYS GOLF <i>Prairie View Golf Club, Carmel</i>
June 17-18	BASEBALL <i>Victory Field, Indianapolis</i>

IHSAA CHAMPIONS RADIO NETWORK



The radio network affiliates listed below will carry one or more of the six state championship games. Check IHSAA.org this week for further details.

License City, State	Call Letters	Frequency
Anderson	WHBU	1240 AM
Anderson	WHBU	103.7 FM
Austin	WXKU	92.7 FM
Baugh City	WYIR	96.9 FM
Bedford	WBIV	1340 AM
Bedford	WQRK	105.5 FM
Bedford/Orleans	WPHZ	102.5 FM
Berne	WZBD	92.7 FM
Bicknell	WUZR	105.7 FM
Boonville	WBNL	1540 AM
Boonville	WBNL	99.9 FM
Boonville	WJPS	107.1 FM
Brazil	WAMB	1130 AM
Brazil	WAMB	106.9 FM
Bruceville	WRCY	93.9 FM
Cannelton	WCJZ	105.7 FM
Columbus	WCSI	1010 AM
Columbus	WCSI	98.1 FM
Culver	WYMR	98.3 FM
Greensburg	WTRE	1330 AM
Greensburg	WTRE	103.5/104.3 FM
Hammond	WJOB	1230 AM
Hammond	WJOB	104.7 FM
Indianapolis	WFNI	93.5 FM
Indianapolis	WFNI	107.5 FM
Indianapolis	WIBC	93.1 FM

License City, State	Call Letters	Frequency
Jasper	WITZ	104.7 FM
Jasper/Ferdinand	WQKZ	98.5 FM
Jeffersonville	WXVW	1450 AM
Jeffersonville	WXVW	96.1 FM
Knox	WKVI	99.3 FM
Kokomo	WIOU	1350 AM
Marion	WBAT	1400 AM
Marion	WBAT	105.5 FM
Marion	WMRI	860 AM
Michigan City	WEFM	95.9 FM
Middletown, KY	WXVW	104.9 FM
Mount Vernon	WRCY	1590 AM
Mount Vernon	WYFX	106.7 FM
Muncie	WXFN	1340 AM
Muncie	WXFN	102.9 FM
New Castle	WLTI	1550 AM
Plymouth	WTCA	1050 AM
Plymouth	WTCA	106.1 FM
Rensselaer	WLQI	97.7 FM
Rensselaer	WRIN	1560 AM
Rensselaer	WRIN	104.5 FM
Rensselaer/Earl Park	WIBN	98.1 FM
Richmond	WKBV	1490 AM
Richmond	WKBV	100.9 FM
Rockville	WAXI	104.9 FM
Salem	WSLM	1220 AM
Salem	WSLM	97.9 FM
Seebree, KY	WREF	97.7 FM
Sullivan	WNDI	1550 AM
Sullivan	WNDI	95.3 FM
Terre Haute	WAMB	99.5 FM
Van Buren	WCJC	99.3 FM
Vincennes	WZDM	92.1 FM
Wabash	WJOT	105.9 FM
Warsaw	WRSW	1480 AM
Washington	WAMW	1580 AM
Washington	WAMW	107.9 FM
Washington/Montgomery	WAMW	95.9/101.3 FM



A record crowd of 40,680 attended the Class 3A, 4A and 5A state championship games in 2008, the first year the state finals were played at Lucas Oil Stadium.

STATE CHAMPIONSHIP NOTABLES

STATE CHAMPIONSHIPS

No.	School
15	Indianapolis Bishop Chatard
13	Indianapolis Cathedral
11	Fort Wayne Bishop Luers
10	Roncalli
9	Ben Davis
9	Carmel
9	Sheridan
9	Warren Central
8	Lafayette Central Catholic
5	Fort Wayne Bishop Dwenger
5	Indianapolis Cardinal Ritter
5	Penn
4	Franklin Central
4	Hobart
4	Jimtown
4	Tri-West Hendricks
4	Western Boone
3	Center Grove
3	Columbus East
3	Mishawaka Marian
3	New Palestine
3	Pioneer
3	West Lafayette
2	Andrean
2	Blackford
2	Bloomington South
2	Bremen
2	Brownsburg
2	Castle
2	East Central
2	Evansville Memorial
2	Evansville Reitz
2	Fort Wayne Snider
2	Goshen
2	Indianapolis Scecina
2	Lawrenceburg
2	North Montgomery
2	Zionsville

RUNNERS-UP

No.	School
8	Hobart
7	Carmel
7	Penn
6	Fort Wayne Bishop Dwenger
6	Indianapolis Cardinal Ritter
6	NorthWood
5	Fort Wayne Bishop Luers
5	Fort Wayne Snider
4	Andrean
4	Eastbrook
4	Evansville Mater Dei
4	Jasper
3	Center Grove
3	Concord
3	Evansville Memorial
3	Fountain Central
3	Franklin Central
3	Hamilton Southeastern
3	Indianapolis Cathedral
3	Lawrenceburg
3	Lowell
3	North Judson
3	Roncalli
3	South Bend St. Joseph's
3	Southridge
3	Tipton
3	Valparaiso
3	Westfield

STATE FINALS APPEARANCES

No.	School
17	Indianapolis Cathedral
16	Carmel
16	Fort Wayne Bishop Luers
16	Indianapolis Bishop Chatard
13	Roncalli
12	Hobart
12	Penn
11	Ben Davis
11	Fort Wayne Bishop Dwenger
11	Indianapolis Cardinal Ritter
11	Sheridan
9	Warren Central
8	Lafayette Central Catholic
7	Andrean
7	Center Grove
7	Fort Wayne Snider
7	Franklin Central
7	NorthWood
6	Evansville Mater Dei
6	Jimtown
6	Tri-West Hendricks
5	Evansville Memorial
5	Jasper
5	Lawrenceburg
5	New Palestine
5	Pioneer
5	West Lafayette
5	Western Boone
5	Westfield
5	Zionsville
4	Bremen
4	Columbus East
4	East Central
4	Eastbrook
4	Fountain Central
4	Goshen
4	Hamilton Southeastern
4	Indianapolis Scecina
4	Lowell
4	South Bend St. Joseph's
4	Southridge
4	Valparaiso

STATE CHAMPIONSHIPS BY A COACH

No.	Coach
10	Streiff, Rick
9	Lindsay, Matt
9	Wright, Larry "Bud"
8	Dullaghan, Dick
7	Lorenzano, Vince
7	Scifres, Bruce
5	Geesman, Chris
5	O'Shea, Kevin
4	Belden, Jim
4	Howell, Don
4	Sharpe, Bill
4	Stephens, Chuck
4	Wright, Kevin

CONSECUTIVE STATE TOURNAMENT WINS

32	Indianapolis Cathedral, 2010-2015
26	Fort Wayne Bishop Luers, 2009-13
26	Warren Central, 2003-07
25	Lafayette Central Catholic, 2009-13
23	Roncalli, 2002-05
23	Sheridan, 2005-08
22	Indianapolis Bishop Chatard, 2001-04
22	Penn, 1995-98
21	Indianapolis Bishop Chatard, 2010-13

THIS WEEKEND'S STATE FINALISTS

2020 State Champions in the Field (2)
Center Grove (6A)
Indianapolis Cathedral (5A)

2020 State Runners-Up in the Field (2)
Westfield (6A)
Zionsville (5A)

Playing for First State Championship (5)
Brebeuf Jesuit (3A)
Gibson Southern (3A)
Indianapolis Lutheran (1A)
Mt. Vernon (Fortville) (4A)
Northridge (4A)

First Time Participants (3)
Gibson Southern (3A)
Mt. Vernon (Fortville) (4A)
Northridge (4A)

Consecutive State Finals Appearances
3: Center Grove (6A)
2: Indianapolis Cathedral (5A)
2: Westfield (5A)
2: Zionsville (5A)

Consecutive Victories
14: Indianapolis Lutheran (1A)
13: Mt. Vernon (Fortville) (4A)
12: Adams Central (1A)
12: Westfield (6A)
10: Gibson Southern (3A)
9: Evansville Mater Dei (2A)
6: Brebeuf Jesuit (3A)
5: Andrean (2A)
5: Indianapolis Cathedral (5A)
5: Northridge (4A)
5: Zionsville (5A)

Consecutive State Tournament Victories
10: Indianapolis Cathedral (5A)
9: Center Grove (6A)
5: Adams Central (1A)
5: Andrean (2A)
5: Brebeuf Jesuit (3A)
5: Evansville Mater Dei (2A)
5: Gibson Southern (3A)
5: Indianapolis Lutheran (1A)
5: Mt. Vernon (Fortville) (4A)
5: Northridge (4A)
5: Zionsville (5A)
4: Westfield (6A)

STATE LEADERS

Information courtesy of John Harrell's Indiana High School Football website

WINNINGEST ACTIVE COACHES

Coach	Current School	Year	Won	Lost	Pct.
Larry Wright	Sheridan	56	436	207	.678
Russ Radtke	Knox	44	379	152	.714
Mike Gillin	Mooreville	42	349	136	.720
Jeff Adamson	Eastbrook	32	300	92	.765
Reed May	Brownstown	28	285	57	.833
Eric Moore	Center Grove	26	271	77	.779
Mike Goebel	Ev. Mater Dei	24	248	78	.761
Kevin O'Shea	N.Cent.(Indpls)	28	239	100	.705
Mark Bless	Avon	31	239	114	.677
Mike Johnson	Logansport	30	238	115	.674
John Hendryx	Winamac	28	232	97	.705
Bart Curtis	Warsaw	30	232	114	.671
George Gilbert	Clinton Central	38	230	196	.540
Brian Moore	Parke Heritage	23	221	53	.807
Ott Hurrle	Indpls. Scecina	31	215	153	.584
Grant Zgunda	Jay County	23	207	68	.753
Tim Able	Triton Central	28	205	130	.612
Sherwood Haydock	FW Wayne	33	201	178	.530
Cory Yeoman	Penn	18	191	51	.789
Herb King	Seeger	30	189	146	.564
Dave Pasch	Indpls. Lutheran	24	187	110	.630
Chris Meeks	Rensselaer	22	181	95	.656
Darrin Fisher	Whiteland	30	179	143	.556
John Hochstetler	Monroe Central	24	167	117	.588
John Hart	Brownsburg	16	164	41	.800
Tim Bless	Columbus North	23	159	104	.605
Phil Mason	Michigan City	20	156	85	.647
Chad Zolman	Homestead	17	152	48	.760
Steve Cooley	New Albany	26	151	138	.522
Bud Ozmun	Oak Hill	22	145	101	.589
Mike Kirschner	Warren Central	18	144	74	.661
Andy Dorrel	Culver Military	23	143	118	.548
Jared Sauder	Leo	15	139	42	.768
Steve Stim	North Decatur	18	139	78	.641
Andy Thomas	Angola	21	139	102	.577
Chris DePew	Garrett	20	135	91	.597
Aaron Tolle	Tipton	16	129	66	.662
Brian Crabtree	N. Vermillion	16	129	68	.655
Tom Dille	Guerin Catholic	21	129	114	.531
Jayson West	Franklin Cent.	13	127	44	.743
Kurt Tippmann	FW Snider	12	126	34	.788
John Barron	Plymouth	17	126	70	.643
Craig Buzea	Crown Point	17	124	68	.646
Troy Burgess	Frontier	19	121	92	.568
John Hurley	Ev. Memorial	13	119	62	.657
Doug Hurt	Castle	15	119	65	.647
Brian Glesing	Shelbyville	18	119	100	.543
Bill Peebles	Indpls.Cathedral	16	115	76	.602
Mike Roeder	Southern Wells	24	115	137	.456
Jake Gilbert	Westfield	16	114	83	.579
Michael Mosser	Adams Central	12	113	46	.711
Luke Amstutz	East Noble	13	111	43	.721
Darin Ward	Boonville	15	110	61	.643
Jason Hawkins	Charlestown	14	109	52	.677
Bob Prescott	Huntington North	24	109	153	.416
Kyle Ralph	New Palestine	8	104	10	.912
Nick Hart	Gibson Southern	9	103	20	.837
Ron Qualls	Anderson	17	103	92	.528
Nate Andrews	NorthWood	14	102	67	.604
Keith Kilmer	Lowell	11	100	44	.694

ALL-TIME WINNINGEST COACHES

Coach	Won	Lost
Larry Wright	436	207
Russ Radtke	379	152
Jerry Brewer	368	105
Mike Gillin	349	136
Chris Geesman	339	66
Bob Gaddis	330	143
Bob Clayton	320	74
Don Howell	314	73
Dick Dullaghan	312	59
Mo Moriarity	305	101
Jeff Adamson	300	92
Denny Pelley	290	134
Bill Sharpe	288	54
Leland Etzler	287	117
Reed May	285	57
Jim Belden	283	81
Gene Sartini	279	168
Tom Kurth	278	140
Eric Moore	271	77
Bill Siderewicz	269	101
Rick Wimmer	263	144
Phil Teegarden	261	178
A.J. Rickard	257	87
Mark Surface	257	135
Joe Gengelbach	256	193
Bob Springer	253	106
Bruce Scifres	248	88
Mike Goebel	248	78
Tim Roth	243	142
Rick Streiff	242	77
Elmer Britton	241	163
Scott Mannerling	241	136
Mark Hoffman	240	161
Mark Bless	239	114
Kevin O'Shea	239	100
Mike Johnson	238	115
Rick Minnich	236	136
Jim Plummer	235	141
Herman Byers	234	105
Bart Curtis	232	114
John Hendryx	232	97
George Gilbert	230	196
Matt Lindsey	229	99
Leroy Marsh	228	166
John Broughton	226	186
Bob Copeland	224	85
Mark Miller	221	146
Brian Moore	221	53
Mike Tolle	220	85
Art Rolfe	219	120
Kermit Davis	218	102
Don Willard	217	180
Vince Lorenzano	217	108
Ken Haupt	216	124
Marvin Shepler	216	148
Al Harants	215	120
Rod Ballart	215	81
Ott Hurrle	215	153
Paul (Spike) Kelly	214	82
Jim Davis	212	184
Charles Fisher	211	124
Dave Shelbourne	211	142
John Lidy	209	111
Grant Zgunda	207	68
Brett Colby	205	98
Tim Able	205	130
Mike Spencer	204	100
Sherwood Haydock	201	178

STATE LEADERS

Information courtesy of John Harrell's Indiana High School Football website

POINTS SCORED PER GAME

1. Mt. Vern. (Fortville)	48.43
2. Adams Central	47.07
3. Gibson Southern	46.71
4. Mooresville	46.18
5. Eastbrook	45.92
6. Centerville	44.55
7. Hanover Cent.	44.31
8. West Lafayette	44.30
9. Lafayette Jeff	43.00
10. Covington	42.91
11. Lawrenceburg	42.69
12. Indpls. Lutheran	42.64
13. Center Grove	41.85
14. FW Luers	41.83
15. Paoli	41.30
16. Linton	41.00
17. Leo	40.92
18. Tipp. Valley	40.18
19. Mississinewa	40.17
20. Merrillville	40.15
21. Brownstown	39.50
22. Hobart	39.42
23. Carroll (FW)	39.25
Valparaiso	39.25
25. Indpls. Roncalli	38.92
26. East Central	38.69
27. Harrison (WL)	38.40
28. Oak Hill	38.00
29. East Noble	37.67
30. Parke Heritage	37.23
31. Tri	36.93
32. Park Tudor	36.55
33. Michigan City	36.38
34. Ben Davis	36.31
35. Covenant Chr.	36.25
36. Lafayette CC	36.00
S. Vermillion	36.00
38. Salem	35.78
39. Indpls.Cathedral	35.64
40. Indpls. Chatard	35.33
41. Mishawaka	35.27
42. Springs Valley	35.09
43. Eastside	35.07
44. Westfield	34.92
45. Blgtn. North	34.73
46. Hamilton SE	34.64
47. Jasper	34.60
48. Zionsville	34.43
49. Winamac	34.22
50. Lapel	34.18

POINTS ALLOWED PER GAME

1. Adams Central	4.71
2. Monroe Central	5.91
3. Centerville	6.82
4. Indpls.Cathedral	8.36
5. West Lafayette	9.40
6. Eastbrook	9.50
7. LaVille	9.58
8. Tipp. Valley	9.73
9. Eastside	9.86
10. Tipton	10.08
11. Center Grove	10.23
12. Chesterton	10.36
13. Indpls. Scecina	10.57
14. New Prairie	10.79
15. Carroll (Flora)	11.00
Norwell	11.00
17. Owen Valley	11.50
18. Hanover Cent.	11.85
19. Winamac	11.89
20. Churubusco	12.20
21. Castle	12.40
22. Indpls. Lutheran	12.43
23. Danville	12.83
24. Mish. Marian	13.07
25. Springs Valley	13.09
26. John Glenn	13.20
27. Jimtown	13.42
28. Ev. Memorial	13.43
29. Carroll (FW)	13.67
30. Andean	13.79
31. Linton	13.91
32. Valparaiso	14.00
33. Lawrenceburg	14.15
34. East Central	14.23
35. Concord	14.27
36. Leo	14.33
37. Ev. Mater Dei	14.43
38. Calumet	14.50
Gibson Southern	14.50
Jasper	14.50
41. Hamilton Hts.	14.60
42. Delphi	14.73
43. Sullivan	14.90
44. Northview	15.00
45. Merrillville	15.08
46. Sheridan	15.30
47. Paoli	15.40
48. Central Noble	15.55
Hamilton SE	15.55
50. Western Boone	15.67

AVERAGE MARGIN OF VICTORY

1. Adams Central	42.36
2. Centerville	37.73
3. Eastbrook	36.42
4. West Lafayette	34.90
5. Hanover Cent.	32.46
6. Gibson Southern	32.21
7. Center Grove	31.62
8. Tipp. Valley	30.45
9. Indpls. Lutheran	30.21
10. Mt. Vern. (Fortville)	29.29
11. Lawrenceburg	28.54
12. Indpls.Cathedral	27.29
13. Linton	27.09
14. Monroe Central	26.73
15. Leo	26.58
16. Paoli	25.90
17. Carroll (FW)	25.58
18. Valparaiso	25.25
19. Eastside	25.21
20. Merrillville	25.08
21. East Central	24.46
22. Mississinewa	24.25
23. Tipton	23.75
24. FW Luers	23.25
25. Mooresville	23.00
26. Indpls. Roncalli	22.85
27. Winamac	22.33
28. Springs Valley	22.00
29. Owen Valley	21.83
30. Jasper	20.10
31. Park Tudor	20.09
32. Lafayette Jeff	20.00
Norwell	20.00
34. Brownstown	19.83
35. Mishawaka	19.45
36. Jimtown	19.33
37. Hobart	19.25
38. Salem	19.22
39. Hamilton SE	19.09
40. Ev. Memorial	19.07
41. Sullivan	18.40
42. Covenant Chr.	18.25
43. Indpls. Chatard	17.92
44. East Noble	17.89
45. Castle	17.80
46. Northview	17.64
47. Harrison (WL)	17.60
48. Western Boone	17.50
49. Westfield	17.23
50. Danville	17.08

IHSAA STATE CHAMPIONSHIP GAME SCORES

Year	State Champion	Coach	Rec	Runner-Up	Coach	Rec	Score
1973-74	3A South Bend Washington	Bob Van Camp	12-0	Indianapolis Cathedral	Mike McGinley	11-1	19-13
	2A Greenfield-Central	Clayton Myers	12-0	Blackford	Eldon Leeth	9-3	21-12
	A Mishawaka Marian	Mike Hecklinski	10-2	Providence	Gene Sartini	11-1	21-14
1974-75	3A Indianapolis Washington	Bob Springer	12-0	Mishawaka	Bill Doba	10-2	19-12
	2A Blackford	Eldon Leeth	12-0	Boonville	Bill Harrawood	10-2	28-14
	A Garrett	David Wiant	11-0	North Knox	Jim Beery	9-3	20-6
1975-76	3A Valparaiso	Tom Stokes	12-0	Carmel	Dick Dullaghan	11-1	14-13
	2A Mishawaka Marian	Mike Hecklinski	11-0	Greenfield-Central	Clayton Myers	9-3	34-0
	A Lawrenceburg	Dick Meador	11-1	Wes-Del	Dave Land	11-1	28-14
1976-77	3A Merrillville	Ken Haupt	11-1	Indianapolis Cathedral	Mike McGinley	12-1	28-24
	2A Mishawaka Marian	Mike Hecklinski	12-0	Jasper	Jerry Brewer	12-1	34-7
	A Lafayette Central Catholic	Paul LaRocca	11-2	Lawrenceburg	Dick Meador	11-2	8-6
1977-78	3A Portage	Les Klein	12-1	Evansville Reitz	Bob Padgett	12-1	33-14
	2A Plymouth	Bill Nixon	13-0	Jasper	Jerry Brewer	12-1	21-14 2OT
	A Indianapolis Cardinal Ritter	Duffy Hagist	11-1	Tippecanoe Valley	Charles Smith	12-1	15-6
1978-79	3A Carmel	Dick Dullaghan	13-0	Fort Wayne Bishop Dwenger	Larry Bartolameo	12-1	35-18
	2A Goshen	Ken Mirer	12-1	Brownsburg	Vic Overman	11-2	9-0
	A Lawrenceburg	Dick Meador	13-0	Fountain Central	Dale Hummer	11-2	34-6
1979-80	3A Columbus East	John Stafford	13-0	Hobart	Don Howell	11-1	21-14
	2A Blackford	Charles Lori	13-0	Noblesville	Jim Belden	12-1	24-22
	A Tippecanoe Valley	Charles Smith	13-0	Hamilton Southeastern	David Enright	12-1	44-14
1980-81	3A Carmel	Jim Belden	13-0	Hobart	Don Howell	11-2	13-7
	2A Franklin Central	Chuck Stephens	13-0	NorthWood	Jim Andrews	11-2	19-13
	A Sheridan	Larry Wright	13-0	North Judson	Russ Radtke	12-1	27-0
1981-82	3A Carmel	Jim Belden	14-0	Fort Wayne Snider	Mike Hawley	13-1	27-0
	2A Franklin Central	Chuck Stephens	12-1	Goshen	Ken Mirer	11-1	34-20
	A Hamilton Southeastern	Dave Enright	11-0	Woodlan	Leland Etzler	8-3	7-6
1982-83	3A Castle	John Lidy	14-0	Hobart	Don Howell	13-1	26-23
	2A Franklin Central	Chuck Stephens	12-2	McCutcheon	Frank O'Shea	13-1	40-13
	A Oak Hill	Terry Lichtenberg	13-1	Southridge	Bob Hawkins	11-3	14-7
1983-84	4A Penn	Chris Geesman	14-0	Indianapolis Washington	Bob Springer	13-1	25-14
	3A Fort Wayne Bishop Dwenger	Andy Johns	14-0	Roncalli	Bill Kuntz	12-2	22-21
	2A Indianapolis Bishop Chatard	Chuck Schwaneckamp	14-0	Fort Wayne Bishop Luers	Steve Keefer	9-5	20-16
	A Fountain Central	Rick Malone	13-1	Churubusco	Rick Lightfoot	11-3	12-3
1984-85	4A Warren Central	Jerry Stauffer	14-0	Hobart	Don Howell	13-1	28-8
	3A Brownsburg	Mike Godan	14-0	Concord	Tom Conn	10-4	17-12
	2A Indianapolis Bishop Chatard	Chuck Schwaneckamp	13-1	West Lafayette	Ernie Beck	11-3	35-7
	A Sheridan	Larry Wright	14-0	North Judson	Russ Radtke	13-1	19-10
1985-86	5A Warren Central	Jerry Stauffer	14-0	Valparaiso	Mark Hoffman	12-2	41-7
	4A Brownsburg	Mike Godan	14-0	Hobart	Don Howell	13-1	23-17
	3A Roncalli	Bill Kuntz	13-1	Wawasee	Myron Dickerson	9-5	37-3
	2A Fort Wayne Bishop Luers	Steve Keefer	11-3	Lawrenceburg	Glenn Crocker	13-1	25-7
	A Eastern Hancock	Bob Copeland	13-1	Jimtown	Bill Sharpe	11-2	20-7

1986-87	5A	Carmel	Jim Belden	14-0	Fort Wayne Snider	Mike Hawley	13-1	20-17 OT
	4A	DeKalb	Dale Hummer	13-1	Franklin Central	Chuck Stephens	12-2	28-7
	3A	Indianapolis Cathedral	Mike McGinley	12-2	NorthWood	Jim Andrews	12-2	12-0
	2A	Whitko	Bryan Sprunger	14-0	Tell City	Mike Spencer	10-4	26-0
	A	South Putnam	Mark Wildman	11-3	North Judson	Russ Radtke	13-1	29-21
1987-88	5A	Ben Davis	Dick Dullaghan	12-2	Highland	Dave Shelbourne	9-5	14-7
	4A	Hobart	Don Howell	14-0	Jasper	Jerry Brewer	13-1	31-0
	3A	Zionsville	Rick Wimmer	14-0	Elwood	Mark Hughes	12-2	23-7
	2A	Rochester	Mark Miller	12-2	Indianapolis Cardinal Ritter	Rick Carrico	12-2	23-20
	A	Sheridan	Larry Wright	12-2	Jimtown	Bill Sharpe	12-1	10-0
1988-89	5A	Ben Davis	Dick Dullaghan	14-0	Marion	Mark Surface	13-1	43-0
	4A	Goshen	Randy Robertson	14-0	Franklin Central	Chuck Stephens	11-3	24-10
	3A	Roncalli	Bill Sylvester	12-2	Tipton	Mike Tolle	11-3	14-13
	2A	Western Boone	Jeff Pearson	13-1	South Spencer	Jerry Denstorff	12-2	14-7
	A	Sheridan	Larry Wright	14-0	Bremen	Martin Huber	11-3	59-0
1989-90	5A	Carmel	Jim Belden	13-1	Penn	Chris Geesman	13-1	10-7
	4A	Hobart	Don Howell	13-1	Franklin Central	Chuck Stephens	12-2	17-7
	3A	Hammond Bishop Noll	Jerry Vlastic	13-1	Roncalli	Bill Sylvester	10-4	20-14
	2A	Fort Wayne Bishop Luers	Matt Lindsay	12-2	Tri-West Hendricks	Mike Gillin	13-1	24-22
	A	Bremen	John Kucela	11-3	Springs Valley	Bill Harris	13-1	31-8
1990-91	5A	Ben Davis	Dick Dullaghan	13-1	Marion	Mark Surface	13-1	37-3
	4A	Franklin Central	Chuck Stephens	14-0	Hobart	Don Howell	13-1	34-14
	3A	Fort Wayne Bishop Dwenger	Andy Johns	14-0	New Palestine	Marvin Shepler	12-2	56-14
	2A	Indianapolis Scecina	Ott Hurrle	9-5	River Forest	Tom Redman	11-3	28-27
	A	South Decatur	Ken Wendling	13-0	Southwood	David Wilhelm	12-2	44-15
1991-92	5A	Ben Davis	Dick Dullaghan	14-0	Penn	Chris Geesman	13-1	38-14
	4A	Hobart	Don Howell	13-1	Seymour	Joe Goodman	12-2	20-0
	3A	Fort Wayne Bishop Dwenger	Andy Johns	13-1	Indianapolis Cathedral	Rick Streiff	11-3	34-27
	2A	Indianapolis Scecina	Ott Hurrle	11-3	Fort Wayne Bishop Luers	Matt Lindsay	8-6	20-17
	A	Jimtown	Bill Sharpe	12-1	Indianapolis Cardinal Ritter	Vince Lorenzano	9-5	13-7
1992-93	5A	Fort Wayne Snider	Russ Isaacs	14-0	Ben Davis	Dick Dullaghan	12-2	24-21
	4A	Harrison (West Lafayette)	A.J. Rickard	13-1	Fort Wayne Wayne	Mark Newlin	10-4	21-3
	3A	Indianapolis Cathedral	Rick Streiff	12-2	Northwestern	Dan Robinson	13-1	33-14
	2A	Fort Wayne Bishop Luers	Matt Lindsay	13-1	Westfield	Dick Parker	12-2	17-0
	A	Sheridan	Larry Wright	10-4	Indianapolis Cardinal Ritter	Vince Lorenzano	8-6	6-0
1993-94	5A	Bloomington South	Mo Moriarity	14-0	Lake Central	Elmer Britton	11-3	33-27
	4A	Hobart	Don Howell	13-1	East Central	Rod Ballart	13-1	31-18
	3A	Roncalli	Bruce Scifres	14-0	NorthWood	Rich Dodson	13-1	14-12
	2A	West Lafayette	Ernie Beck	14-0	Providence	Gene Sartini	11-3	22-7
	A	North Miami	Bob Bridge	11-3	West Washington	Todd Pritchett	11-3	37-16
1994-95	5A	Castle	John Lidy	12-2	Portage	Craig Buzea	13-1	30-12
	4A	East Central	Rod Ballart	14-0	DeKalb	Ron Kock	13-1	35-0
	3A	Roncalli	Bruce Scifres	12-2	Tipton	Mike Tolle	12-2	35-14
	2A	Bremen	Martin Huber	12-2	Evansville Mater Dei	Frank Will	11-3	38-10
	A	North White	Jim Davis	14-0	Sheridan	Larry Wright	11-3	34-7
1995-96	5A	Penn	Chris Geesman	14-0	Evansville North	Mike Wilson	13-1	35-13
	4A	Fort Wayne Wayne	Mark Newlin	12-2	Franklin County	Kent Grider	12-2	28-8
	3A	South Bend St. Joseph's	Frank Amato	14-0	Jasper	Jerry Brewer	13-1	28-0
	2A	North Montgomery	Charley German	13-1	Bremen	Martin Huber	12-2	20-17
	A	Carroll (Flora)	John Hendryx	13-1	Tri-West Hendricks	Mark Haste	12-2	26-13
1996-97	5A	Penn	Chris Geesman	13-1	Ben Davis	Dick Dullaghan	12-2	17-14
	4A	Indianapolis Cathedral	Rick Streiff	14-0	Hobart	Don Howell	12-2	27-7
	3A	Zionsville	Larry McWhorter	14-0	Fort Wayne Bishop Dwenger	Andy Johns	12-2	14-7
	2A	North Montgomery	Charley German	13-1	Fort Wayne Bishop Luers	Matt Lindsay	8-6	37-34
	A	Tri-West Hendricks	Mark Haste	14-0	Carroll (Flora)	John Hendryx	13-1	37-14
1997-98	5A	Penn	Chris Geesman	14-1	Bloomington South	Mo Moriarity	14-1	21-20
	4A	Griffith	Russ Radtke	14-1	Hamilton Southeastern	Rob Cutter	13-2	49-7
	3A	Indianapolis Bishop Chatard	Craig Barr	14-1	Andean	Ted Karras, Jr.	12-2	27-24
	2A	Jimtown	Bill Sharpe	15-0	Clarksville	Dennis Hawkins	10-4	63-0
	A	Pioneer	Mike Johnson	15-0	Knightstown	Don Willard	14-1	49-21
1998-99	5A	Bloomington South	Mo Moriarity	14-0	Homestead	Cary Cavacini	14-1	35-14
	4A	Indianapolis Cathedral	Rick Streiff	13-2	Concord	Tim Dawson	10-5	38-7
	3A	Indianapolis Bishop Chatard	Craig Barr	13-2	NorthWood	Rich Dodson	11-4	23-6
	2A	Jimtown	Bill Sharpe	15-0	Western Boone	Jeff Pearson	14-1	28-0
	A	Sheridan	Larry Wright	14-1	North White	Jim Davis	12-3	56-33
1999-00	5A	Ben Davis	Dick Dullaghan	15-0	Penn	Chris Geesman	13-2	27-3
	4A	Indianapolis Cathedral	Rick Streiff	13-2	Goshen	Brad Park	12-3	24-21
	3A	Roncalli	Bruce Scifres	15-0	Norwell	Gary Scott	13-2	24-14
	2A	Fort Wayne Bishop Luers	Matt Lindsay	13-2	Danville	Bob Copeland	14-1	38-6
	A	Lafayette Central Catholic	Scott Muncy	14-0	Perry Central	Terry Wagner	12-3	59-7

2000-01	5A	Penn	Chris Geesman	14-1	Center Grove	Eric Moore	13-2	21-0
	4A	East Noble	Tim Able	14-1	Plainfield	Chuck Schwaneckamp	14-1	28-7
	3A	Heritage Hills	Bob Clayton	15-0	Zionsville	Larry McWhorter	11-4	27-24 OT
	2A	Evansville Mater Dei	Mike Goebel	15-0	Fort Wayne Bishop Luers	Matt Lindsay	14-1	56-10
	A	Adams Central	Rick Minnich	12-3	Attica	David McDonald	14-1	29-21
2001-02	5A	Ben Davis	Dick Dullaghan	15-0	Valparaiso	Mark Hoffman	13-2	35-16
	4A	Jasper	Jerry Brewer	13-1	Delta	Grant Zgunda	13-2	35-20
	3A	Indianapolis Bishop Chatard	Tom Dilley	11-4	Andean	Jeff Karras	13-2	3-0
	2A	Fort Wayne Bishop Luers	Matt Lindsay	14-0	Evansville Mater Dei	Mike Goebel	14-1	57-29
	A	Southern Wells 30	Mark Lefebvre	14-1	Perry Central	Mike Spencer	14-1	30-7
2002-03	5A	Ben Davis	Dick Dullaghan	12-3	Fort Wayne Snider	Russ Isaacs	13-1	31-7
	4A	Roncalli	Bruce Scifres	10-4	Fort Wayne Bishop Dwenger	Chris Svarczkopf	13-2	24-21
	3A	Indianapolis Bishop Chatard	Tom Dilley	15-0	Andean	Wally McCormack	13-2	31-12
	2A	Fort Wayne Bishop Luers	Matt Lindsay	12-3	Southridge	Brad Hanner	12-3	36-30
	A	Southwood	Terry Siddall	13-1	South Putnam	Mark Wildman	12-3	17-14
2003-04	5A	Warren Central	Kevin Wright	13-2	Penn	Cory Yeoman	13-2	57-7
	4A	Roncalli	Bruce Scifres	12-3	East Noble	Chris DePew	14-1	17-0
	3A	Indianapolis Bishop Chatard	Vince Lorenzano	14-1	NorthWood	Rich Dodson	11-4	49-0
	2A	Tri-West Hendricks	Mark Haste	14-1	Harding	Sherwood Haydock	13-2	41-36
	A	Indianapolis Cardinal Ritter	Jim Boswell	12-2	Seeger	Brian Moore	14-1	28-0
2004-05	5A	Warren Central	Kevin Wright	14-1	Fort Wayne Snider	Russ Isaacs	14-1	35-23
	4A	Roncalli	Bruce Scifres	13-2	Wawasee	Joe Rietveld	13-2	25-10
	3A	Andean	Brett St. Germain	13-2	Heritage Hills	Bob Clayton	14-1	21-14
	2A	Tri-West Hendricks	Mark Haste	15-0	Eastbrook	Jeff Adamson	14-1	62-21
	A	Seeger	Brian Moore	15-0	Indianapolis Cardinal Ritter	Jim Boswell	10-5	20-7
2005-06	5A	Warren Central	Kevin Wright	14-1	Hamilton Southeastern	Rob Cutter	11-4	55-20
	4A	Lowell	Kirk Kennedy	11-4	Roncalli	Bruce Scifres	12-3	28-27
	3A	NorthWood	Rich Dodson	9-6	Indianapolis Bishop Chatard	Vince Lorenzano	12-3	7-0
	2A	Jimtown	Bill Sharpe	14-1	North Posey	Joe Gengelbach	12-3	35-7
	A	Sheridan	Larry Wright	13-2	Knightstown	Don Willard	14-1	21-7
2006-07	5A	Warren Central	Steve Tutsie	15-0	Carmel	Mo Moriarity	12-3	35-14
	4A	Indianapolis Cathedral	Jim O'Hara	13-2	Concord	Tim Dawson	14-1	38-14
	3A	Indianapolis Bishop Chatard	Vince Lorenzano	14-1	Norwell	Jeff Miller	14-1	7-0
	2A	Harding	Sherwood Haydock	12-3	Southridge	Kelly Murphy	12-3	20-7
	A	Sheridan	Larry Wright	15-0	Indianapolis Cardinal Ritter	Ty Hunt	13-2	34-28 OT
2007-08	5A	Carmel	Mo Moriarity	13-2	Pike	Derek Moyers	14-1	16-7
	4A	Evansville Reitz	John Hart	15-0	Lowell	Kirk Kennedy	13-2	33-14
	3A	Indianapolis Bishop Chatard	Vince Lorenzano	12-3	South Bend St. Joseph's	Kevin Downey	12-3	31-7
	2A	Fort Wayne Bishop Luers	Matt Lindsay	11-4	Heritage Christian	Ron Qualls	13-2	21-6
	A	Sheridan	Larry Wright	15-0	Rockville	Herb King	14-1	34-28
Lucas Oil Stadium, Indianapolis								
2008-09	5A	Center Grove	Eric Moore	14-1	Carmel	Mo Moriarity	13-2	36-33
	4A	Indianapolis Cathedral	Rick Streiff	12-2	Fort Wayne Bishop Dwenger	Chris Svarczkopf	14-1	10-7
	3A	Bellmont	Toney Bergman	14-1	Evansville Memorial	John Hurley	12-3	28-14
	2A	Heritage Christian	Ron Qualls	14-1	Cass	Scott Mannering	13-2	17-14
	A	Indianapolis Cardinal Ritter	Ty Hunt	15-0	Sheridan	Larry Wright	13-2	34-27
2009-10	5A	Warren Central	John Hart	13-2	Carmel	Mo Moriarity	13-2	42-36 2OT
	4A	Evansville Reitz	Tony Lewis	15-0	Lowell	Kirk Kennedy	13-2	23-9
	3A	West Lafayette	Marshall Overley	15-0	Evansville Memorial	John Hurley	11-4	24-10
	2A	Fort Wayne Bishop Luers	Matt Lindsay	10-5	Monrovia	Kevin Hutchins	14-1	24-17
	A	Lafayette Central Catholic	Kevin O'Shea	15-0	Fountain Central	Rick Malone	14-1	52-0
2010-11	5A	Fishers	Rick Wimmer	14-1	Lawrence Central	Jayson West	13-2	38-19
	4A	Indianapolis Cathedral	Rick Streiff	12-3	Fort Wayne Bishop Dwenger	Chris Svarczkopf	13-1	31-20
	3A	Indianapolis Bishop Chatard	Vince Lorenzano	11-4	South Bend St. Joseph's	Ben Downey	9-6	28-14
	2A	Fort Wayne Bishop Luers	Matt Lindsay	14-1	North Putnam	Greg Barrett	14-1	26-14
	A	Lafayette Central Catholic	Kevin O'Shea	15-0	Fountain Central	Rick Malone	13-2	31-6
2011-12	5A	Carmel	Kevin Wright	14-1	Penn	Cory Yeoman	14-1	54-0
	4A	Indianapolis Cathedral	Rick Streiff	12-3	South Bend Washington	Antwon Jones	11-4	42-7
	3A	Indianapolis Bishop Chatard	Vince Lorenzano	13-2	South Bend St. Joseph's	Ben Downey	12-3	21-7
	2A	Fort Wayne Bishop Luers	Matt Lindsay	13-1	Evansville Mater Dei	Mike Goebel	13-2	41-17
	A	Lafayette Central Catholic	Kevin O'Shea	15-0	Indianapolis Scecina	Ott Hurtle	11-4	38-7
2012-13	5A	Lawrence Central	Jayson West	15-0	Fort Wayne Snider	Kurt Tippmann	14-1	39-14
	4A	Indianapolis Cathedral	Rick Streiff	10-5	Mishawaka	Bart Curtis	11-4	56-29
	3A	Indianapolis Bishop Chatard	Vince Lorenzano	13-2	Hamilton Heights	Mitch Street	13-2	30-13
	2A	Fort Wayne Bishop Luers	Steve Keefer	11-4	Indianapolis Cardinal Ritter	Ty Hunt	14-1	40-28
	A	Lafayette Central Catholic	Kevin O'Shea	14-1	Indianapolis Scecina	Ott Hurtle	11-4	14-0
2013-14	6A	Warren Central	Jayson West	11-3	Carmel	Kevin Wright	10-4	7-6
	5A	Indianapolis Cathedral	Rick Streiff	10-5	Westfield	Jake Gilbert	12-2	42-18
	4A	Columbus East	Bob Gaddis	15-0	Fort Wayne Bishop Dwenger	Chris Svarczkopf	11-4	28-27
	3A	Andean	Phil Mason	15-0	Brebeuf Jesuit	Mic Roessler	11-4	35-27
	2A	Indianapolis Cardinal Ritter	Ty Hunt	13-2	Tipton	Aaron Tolle	11-4	56-6
A	Tri-Central	George Gilbert	14-1	Eastern Hancock	Pat Echeverria	14-1	20-10	

2014-15	6A	Ben Davis	Mike Kirschner	12-2	Carmel	Kevin Wright	13-1	42-24
	5A	Indianapolis Cathedral	Rick Streiff	9-5	LaPorte	Bob Schellinger	8-6	56-7
	4A	New Palestine	Kyle Ralph	15-0	New Prairie	Russ Radtke	13-2	77-42
	3A	Tri-West Hendricks	Chris Coll	14-1	Andrean	Phil Mason	14-1	49-27
	2A	Rensselaer Central	Chris Meeks	15-0	Evansville Mater Dei	Mike Goebel	14-1	45-21
A	North Vermillion	Brian Crabtree	15-0	Pioneer	Mike Johnson	13-2	27-26	
2015-16	6A	Center Grove	Eric Moore	14-0	Penn	Cory Yeoman	12-2	28-16
	5A	Fort Wayne Snider	Kurt Tippmann	13-1	New Palestine	Kyle Ralph	13-1	64-61
	4A	Fort Wayne Bishop Dwenger	Ernie Bojrab	14-1	East Central	Justin Roden	12-3	27-3
	3A	Indianapolis Bishop Chatard	Vince Lorenzano	12-3	West Lafayette	Shane Fry	13-2	31-7
	2A	Monrovia	Kevin Hutchins	14-1	Whiting	Jeff Cain	13-2	33-6
A	Lafayette Central Catholic	Kevin O'Shea	15-0	Linton-Stockton	Brian Oliver	13-2	34-7	
2016-17	6A	Carmel	John Hebert	10-4	Center Grove	Eric Moore	12-2	16-13 OT
	5A	Westfield	Jake Gilbert	12-2	Columbus East	Bob Gaddis	13-2	16-13
	4A	Roncalli	Bruce Scifres	15-0	NorthWood	Nate Andrews	14-1	34-22
	3A	Fort Wayne Concordia	Tim Mannigel	13-2	Lawrenceburg	Ryan Knigga	13-2	56-14
	2A	Indianapolis Cardinal Ritter	Ty Hunt	11-4	Eastbrook	Jeff Adamson	13-2	28-6
A	Linton-Stockton	Brian Oliver	15-0	Pioneer	Adam Berry	14-1	34-20	
2017-18	6A	Ben Davis	Mike Kirschner	14-0	Penn	Cory Yeoman	12-2	63-14
	5A	Columbus East	Bob Gaddis	14-1	Kokomo	Brett Colby	9-5	42-28
	4A	East Central	Justin Roden	12-3	Lowell	Keith Kilmer	14-1	14-7
	3A	Evansville Memorial	John Hurley	14-1	Brebeuf Jesuit	Mic Roessler	10-5	29-17
	2A	Southridge	Scott Buening	13-2	Woodlan	Sherwood Haydock	12-3	15-14
A	Pioneer	Adam Berry	15-0	Eastern Greene	Joey Paridaen	11-4	42-14	
2018-19	6A	Warren Central	Jayson West	14-0	Carmel	John Hebert	11-3	27-7
	5A	New Palestine	Kyle Ralph	14-0	Decatur Central	Kyle Enright	12-2	28-14
	4A	Fort Wayne Bishop Dwenger	Jason Garrett	14-1	Evansville Central	Troy Burgess	13-2	16-10 4OT
	3A	West Lafayette	Shane Fry	15-0	Evansville Memorial	John Hurley	14-1	47-42
	2A	Western Boone	Justin Pelley	15-0	Eastbrook	Jeff Adamson	13-2	34-20
A	Pioneer	Adam Berry	15-0	North Vermillion	Brian Crabtree	13-2	60-0	
2019-20	6A	Carmel	John Hebert	11-3	Center Grove	Eric Moore	8-6	20-17
	5A	New Palestine	Kyle Ralph	14-0	Valparaiso	Bill Marshall	13-1	27-20
	4A	Evansville Memorial	John Hurley	13-1	East Noble	Luke Amstutz	14-1	21-3
	3A	Indianapolis Bishop Chatard	Rob Doyle	14-1	Heritage Hills	Todd Wilkerson	14-1	34-3
	2A	Western Boone	Justin Pelley	14-1	Eastbrook	Jeff Adamson	12-3	44-7
A	Lafayette Central Catholic	Brian Nay	12-3	Indianapolis Lutheran	Dave Pasch	13-1	29-28	
2020-21	6A	Center Grove	Eric Moore	14-0	Westfield	Jake Gilbert	12-2	38-14
	5A	Indianapolis Cathedral	Bill Peebles	13-1	Zionsville	Scott Turnquist	7-6	46-28
	4A	Roncalli	John Rodenburg	13-1	Hobart	Craig Osika	11-3	49-7
	3A	Indianapolis Bishop Chatard	Rob Doyle	13-1	Danville	Jayne Comer	11-1	42-14
	2A	Western Boone	Justin Pelley	11-4	Fort Wayne Bishop Luers	Kyle Lindsay	8-7	36-35
A	Covenant Christian	Shawn Lyons	15-0	South Adams	Grant Moser	13-1	41-40	



CLASS A STATE CHAMPIONSHIP NOTABLES

ADAMS CENTRAL FLYING JETS (13-1)

Associated Press Poll: #3

IFCA Coaches Poll: #2

- Adams Central making first state finals appearance in 21 years and chasing second state title (2000).
- Jets lead the state in points allowed (4.7 ppg) and rank second in points scored (47.1 ppg).
- Team has won 12 straight games since its lone setback of the season, a 21-19 setback at Eastside on Aug. 27.
- Allen County Conference champions with a 6-0 record this season.
- Topped last year's state runner-up and conference rival South Adams twice this season - 48-7 on Sept. 24 and 41-0 in the regional championship on Nov. 12.
- Topped two top 10 teams during the state tournament:
def. #6 Churubusco 25-15 in sectional first round
def. #5 South Adams 41-0 in regional championship

Football State Tournament History

IHSAA Membership: 1949-present

First Football State Tournament Appearance: 1981 (Class A playoff)

State Tournament Record: 95-37 (.720)

State Champion **(1)** 2000 (A)

State Finals Appearances **(2)** 2000 (A), 2021 (A)

Semi-State Champion **(2)** 2000 (A), 2021 (A)

Regional Champion **(14)** 1984 (A), 1985 (A), 1986 (A), 1993 (A), 1997 (A), 1998 (A) 1999 (A), 2000 (A), 2003 (A), 2005 (A), 2016 (A), 2018 (A), 2019 (A), 2021 (A)

Sectional Champion **(22)** 1981 (A), 1984 (A), 1985 (A), 1986 (A), 1987 (A), 1993 (A), 1994 (A), 1995 (A), 1997 (A), 1998 (A), 1999 (A), 2000 (A), 2003 (A), 2004 (A), 2005 (A), 2006 (A), 2011 (A), 2015 (A), 2016 (A), 2018 (A), 2019 (A), 2021 (A)

School's IHSAA State Championship History (1)

Football **(1)** 2000 (A)

INDIANAPOLIS LUTHERAN SAINTS (14-0)

Associated Press Poll: #1

IFCA Coaches Poll: #1

- Top-ranked Indianapolis Lutheran playing in 1A state championship game for second time in three years.
- Saints aiming for first football title and school's fourth overall. All three previous crowns have been won in softball.
- Lutheran only allowing 12.4 ppg while scoring at a 42.6 ppg rate.
- Champions of the Indiana Crossroads Conference with a 7-0 record this season.
- One of two undefeated teams competing this weekend (Center Grove in 6A).
- Defeated two top 10 teams this tournament:
def. #10 and defending state champion Covenant Christian 34-27 for sectional championship
def. #8 Parke Heritage 42-6 in regional championship

Football State Tournament History

IHSAA Membership: 1981-present

First Football State Tournament Appearance: 2006

State Tournament Record: 39-15 (.722)

State Runner-Up **(1)** 2019 (A)

State Finals Appearances **(2)** 2019 (A), 2021 (A)

Semi-State Champion **(2)** 2019 (A), 2021 (A)

Regional Champion **(6)** 2014 (A), 2016 (A), 2017 (A), 2018 (A), 2019 (A), 2021 (A)

Sectional Champion **(8)** 2009 (A), 2014 (A), 2015 (A), 2016 (A), 2017 (A), 2018 (A), 2019 (A), 2021 (A)

School's IHSAA State Championship History (3)

Softball **(3)** 2003 (A), 2006 (A), 2018 (A)

CLASS 2A STATE CHAMPIONSHIP NOTABLES

ANDREAN FIGHTING 59ERS (11-3)

Associated Press Poll: #8

IFCA Coaches Poll: #3

- Andrean competing in its seventh state championship game and first since 2014 3A runner-up season.
- Fighting 59ers playing for third state championship in football and school's second in three weeks after volleyball team won the 2A crown on Nov. 6 in Muncie.
- Co-champions of the Northwest Crossroads Conference with a 4-1 mark this season (tied with Lowell).
- Held off #6 Eastside 17-14 in Saturday's semi-state victory.
- Defeated conference rival and last year's 4A state runner-up Hobart 31-28 on Sept. 24.

Football State Tournament History

IHSAA Membership: 1961-present

First Football State Tournament Appearance: 1985 (first year for the all-in tournament format)

State Tournament Record: 93-34 (.732)

State Champion **(2)** 2004 (3A), 2013 (3A)

Runner-Up **(4)** 1997 (3A), 2001 (3A), 2002 (3A), 2014 (3A)

State Finals Appearances **(7)** 1997 (3A), 2001 (3A), 2002 (3A), 2004 (3A), 2013 (3A), 2014 (3A), 2021 (2A)

Semi-State Champion **(7)** 1997 (3A), 2001 (3A), 2002 (3A), 2004 (3A), 2013 (3A), 2014 (3A), 2021 (2A)

Regional Champion **(10)** 1997 (3A), 1998 (3A), 2001 (3A), 2002 (3A), 2004 (3A), 2012 (2A), 2013 (3A), 2014 (3A), 2019 (2A), 2021 (2A)

Sectional Champion **(20)** 1989 (4A), 1990 (4A), 1991 (4A), 1996 (3A), 1997 (3A), 1998 (3A), 2001 (3A), 2002 (3A), 2003 (3A), 2004 (3A), 2007 (3A), 2008 (3A), 2009 (3A), 2010 (3A), 2012 (2A), 2013 (3A), 2014 (3A), 2019 (2A), 2020 (2A), 2021 (2A)

School's IHSAA State Championship History (16)

Baseball **(7)** 2005 (3A), 2009 (3A), 2010 (3A), 2014 (3A), 2015 (3A), 2018 (3A), 2019 (3A)

Boys Basketball **(1)** 2019 (2A)

Football **(2)** 2004 (3A), 2013 (3A)

Girls Soccer **(1)** 2016 (A)

Softball **(3)** 1998 (2A), 2007 (3A), 2012 (3A)

Volleyball **(2)** 2017 (2A), 2021 (2A)

EVANSVILLE MATER DEI WILDCATS (12-2)

Associated Press Poll: #7

IFCA Coaches Poll: #7

- Evansville Mater Dei reaches sixth state championship game and gunning for second state title (2000 2A). School has finished runner-up the last three trips.
- Wildcats have won nine consecutive games since suffering only two setbacks of the season to Evansville Memorial and Jasper in consecutive weeks on Sept. 10 and 17.
- Tied for second in the Southern Indiana Athletic Conference with a 7-2 record this year.
- Survived a 28-27 thriller with at #4 Linton-Stockton in the sectional semifinals. Then defeated North Posey 42-13 a week later for Wildcats' third straight sectional title.
- Head coach Mike Goebel has led Mater Dei teams to 13 state championships, including a state record 12 in wrestling. His total is tied for the fifth-most in IHSAA history by a coach. He was also an assistant coach with Wildcats' 1994 runner-up team. He also ranks seventh among the winningest active coaches with 248 victories. Since retiring as wrestling coach, he's served as a co-host every year on the IHSAA Wrestling State Finals broadcast.

Football State Tournament History

IHSAA Membership: 1949-present

First Football State Tournament Appearance: 1983 (Class A playoff)

State Tournament Record: 108-37 (.745)

State Champion **(1)** 2000 (2A)

Runner-Up **(4)** 1994 (2A), 2001 (2A), 2011 (2A), 2014 (2A)

State Finals Appearances **(6)** 1994 (2A), 2000 (2A), 2001 (2A), 2011 (2A), 2014 (2A), 2021 (2A)

Semi-State Champion **(6)** 1994 (2A), 2000 (2A), 2001 (2A), 2011 (2A), 2014 (2A), 2021 (2A)

Regional Champion **(14)** 1983 (2A), 1989 (2A), 1990 (2A), 1994 (2A), 1999 (2A), 2000 (2A), 2001 (2A), 2006 (3A), 2010 (2A), 2011 (2A), 2012 (2A), 2014 (2A), 2020 (2A), 2021 (2A)

Sectional Champion **(23)** 1983 (2A), 1984 (2A), 1987 (2A), 1989 (2A), 1990 (2A), 1993 (2A), 1994 (2A), 1997 (2A), 1998 (2A), 1999 (2A), 2000 (2A), 2001 (2A), 2006 (3A), 2009 (2A), 2010 (2A), 2011 (2A), 2012 (2A), 2014 (2A), 2015 (2A), 2016 (2A), 2019 (2A), 2020 (2A), 2021 (2A)

School's IHSAA State Championship History (22)

Baseball **(1)** 1999 (2A)

Boys Basketball **(1)** 2004 (3A)

Girls Basketball **(2)** 2012 (2A), 2013 (2A)

Football **(1)** 2000 (2A)

Girls Soccer **(3)** 2017 (A), 2018 (A), 2019 (2A)

Softball **(1)** 2016 (2A)

Wrestling **(13)** 1986, 1995, 1996, 1997, 1998, 1999, 2000, 2001, 2002, 2003, 2006, 2007, 2021

CLASS 3A STATE CHAMPIONSHIP NOTABLES

BREBEUF JESUIT BRAVES (12-2)

Associated Press Poll: #3

IFCA Coaches Poll: #2

- Brebeuf Jesuit making third state championship game appearance and attempting to win first title.
- School looking for fourth state championship during the fall season following the boys soccer team winning the Class 2A crown at IUPUI on Oct. 29, the boys cross country team winning the title in Terre Haute on Oct. 30, and the volleyball team winning the 3A championship in Muncie on Nov. 6. They would become just the second school to win four championships in the same season (Carmel won girls cross country, girls soccer, boys tennis and football in the fall of 2011).
- Braves went 2-2 this season against teams who won state championships a year ago:
def. Indianapolis Bishop Chatard (3A) 24-19 on Aug. 20
lost to Roncalli (4A) 28-10 on Sept. 24
lost to Indianapolis Cathedral (5A) 45-21 on Oct. 8
def. Western Boone (2A) 42-17 for sectional championship
- Finished second to Roncalli in this year's Circle City Conference standings with a 2-1 record.
- Ranked opponents beaten this tournament:
def. #1 West Lafayette 24-14 in sectional first round
def. #7 Norwell on the road 38-9 in regional championship
def. #9 Mishawaka Marian on the road 17-16 in semi-state championship

Football State Tournament History

IHSAA Membership: 1964-present

First Football State Tournament Appearance: 1985 (first year for the all-in tournament format)

State Tournament Record: 37-36 (.507)

State Runner-Up **(2)** 2013 (3A), 2017 (3A)

State Finals Appearances **(3)** 2013 (3A), 2017 (3A)

Semi-State Champion **(3)** 2013 (3A), 2017 (3A), 2021 (3A)

Regional Champion **(3)** 2013 (3A), 2017 (3A), 2021 (3A)

Sectional Champion **(4)** 2013 (3A), 2017 (3A), 2018 (3A), 2021 (3A)

School's IHSAA State Championship History (20)

Boys Basketball **(1)** 2000 (3A)

Girls Basketball **(2)** 2004 (3A), 2007 (3A)

Boys Cross Country **(1)** 2021

Boys Golf **(2)** 2010, 2011

Girls Golf **(1)** 2006

Boys Soccer **(1)** 2021 (2A)

Girls Soccer **(1)** 2015 (2A)

Boys Tennis **(1)** 1973

Girls Tennis **(5)** 1979, 1980, 1981, 1983, 1984

Volleyball **(5)** 2003 (3A), 2005 (3A), 2009 (3A), 2013 (3A), 2021 (3A)

GIBSON SOUTHERN TITANS (13-1)

Associated Press Poll: #2

IFCA Coaches Poll: #3

- Gibson Southern playing in school's first football state championship game.
- Titans finally broke through the semi-state round on Saturday after three previous tries in 2012, 2013 and 2015.
- Senior quarterback Brady Allen leads the high-scoring passing attack that ranks third in the state at 46.7 ppg. Allen leads the state with 3,855 passing yards (275.4 ypg).
- Lone loss was a 42-7 setback at South Warren (KY) on Sept. 10. Titans have won 10 straight since that game.
- Won the Pocket Athletic Conference Big School championship with a 5-0 record this season.
- Ranked opponents beaten this tournament:
def. #10 Mt. Vernon (Posey) on the road 49-16 in sectional first round
def. #5 Lawrenceburg 31-29 in regional championship
def. #8 Tri-West Hendricks on the road 44-7 in semi-state championship
- With a victory, Nick Hart and father John Hart, who won at Evansville Reitz and Warren Central, would become just the second father-son combo to win titles as a coach joining Bud Wright of Sheridan and Kevin Wright of Warren Central and Carmel (Mt. Vernon's coach has chance to do same in 4A).

Football State Tournament History

IHSAA Membership: 1974-present

First Football State Tournament Appearance: 1985 (first year for the all-in tournament format)

State Tournament Record: 45-36 (.556)

State Finals Appearances **(1)** 2021 (3A)

Semi-State Champion **(1)** 2021 (3A)

Regional Champion **(4)** 2012 (3A), 2013 (3A), 2015 (3A), 2021 (3A)

Sectional Champion **(4)** 2012 (3A), 2013 (3A), 2015 (3A), 2021 (3A)

School's IHSAA State Championship History (3)

Softball **(3)** 2003 (2A), 2005 (3A), 2015 (3A)

CLASS 4A STATE CHAMPIONSHIP NOTABLES

NORTHRIDGE RAIDERS (10-4)

Associated Press Poll: NR

IFCA Coaches Poll: NR

- Northridge making school's first football state championship game appearance.
- Raiders hoping to land first football crown, school's third overall and first since boys cross country team won in 2004.
- In the semi-state championship game, Tagg Gott intercepted a New Prairie pass with 2:17 left in the game and the score tied at 14-14. Two plays later, Gott connected with Jethro Hochstetler for a 76 yard TD pass for the winning margin, 20-14.
- After starting the season 4-0, Northridge closed losing four of the final five to start the tournament at 5-4. Raiders avenged a 34-point regular season loss to NorthWood winning 28-7 in the sectional opener.
- Raiders finished fifth in the Northern Lakes Conference with a 3-4 mark this season.
- Ranked opponents beaten this tournament:
def. #2 Leo 27-26 in OT in sectional championship
def. #9 New Prairie on the road 20-14 in semi-state championship game
- Chad Eppley is in his first year as head coach of the Raiders. With a victory, he would become just the fifth first-year head coach to win a state championship.

Football State Tournament History

IHSAA Membership: 1969-present

First Football State Tournament Appearance: 1985 (first year for the all-in tournament format)

State Tournament Record: 23-36 (.390)

State Finals Appearances **(1)** 2021 (4A)

Semi-State Champion **(1)** 2021 (4A)

Regional Champion **(2)** 2014 (4A), 2021 (4A)

Sectional Champion **(2)** 2014 (4A), 2021 (4A)

School's IHSAA State Championship History (2)

Boys Cross Country **(1)** 2004

Softball **(1)** 1988

MT. VERNON MARAUDERS (13-1)

Associated Press Poll: #4

IFCA Coaches Poll: #5

- Mt. Vernon making school's first football state championship game appearance.
- Marauders aiming for school's first football title, school's third overall and first since the girls basketball team won the 3A crown in 2013.
- Team leads the state in scoring at 48.4 ppg and ranks 10th in margin of victory at 29.3 ppg.
- After losing season opener to Noblesville on Aug. 20, Mt. Vernon has won 13 straight including four shutouts along the way.
- Champions of the Hoosier Heritage Conference with a 7-0 record this season.
- Ranked opponents beaten this tournament:
def. #1 defending state champion Roncalli 27-21 in the regional championship game
def. #6 Evansville Memorial on the road 42-28 in the semi-state championship game
- Vince Lidy is in his first year as head coach of the Marauders. With a victory, he would become just the fifth first-year head coach to win a state championship. Lidy was a member of Castle's 1994 5A state championship team coached by his late father, John Lidy. Also with a victory, he would become just the second father-son combo to win titles as a coach joining Bud Wright of Sheridan and Kevin Wright of Warren Central and Carmel (Gibson Southern's coach in 3A has chance to do same). Lidy also was an assistant coach on Hamilton Southeastern's 2005 5A runner-up team.

Football State Tournament History

IHSAA Membership: 1963-present

First Football State Tournament Appearance: 1985 (first year for the all-in tournament format)

State Tournament Record: 44-36 (.550)

State Finals Appearances **(1)** 2021 (4A)

Semi-State Champion **(1)** 2021 (4A)

Regional Champion **(2)** 2019 (4A), 2021 (4A)

Sectional Champion **(7)** 1997 (3A), 1999 (3A), 2006 (3A), 2012 (4A), 2019 (4A), 2020 (4A), 2021 (4A)

School's IHSAA State Championship History (2)

Girls Basketball **(1)** 2013 (3A)

Softball **(1)** 2000 (2A)

CLASS 5A STATE CHAMPIONSHIP NOTABLES

ZIONSVILLE EAGLES (9-5)

Associated Press Poll: NR
IFCA Coaches Poll: #10

- Zionsville making fifth state championship game appearance in rematch with Indianapolis Cathedral.
- Eagles aiming for third football crown and first since 1996 3A title team.
- Scored 35 or more points in all five state tournament games including matching a season-high 52 points in its semi-state road win over Michigan City.
- This is the first rematch of a Class 5A state championship game since the tournament expanded to a fifth class in 1985.
- With a victory, team would become third five-loss state champion in the 5A tournament (Cathedral in 2013, 2014).
- Team finished regular season 4-5 for the second straight year but won two tournament games over top 10 teams:
def. #5 Harrison (West Lafayette) 42-21 in sectional semis
def. #9 Fort Wayne Bishop Dwenger 35-14 in regional championship
- Placed sixth in the Hoosier Crossroads Conference with 2-5 record this season. Lost to conference rival and 6A finalist Westfield 42-21 on Sept. 3.
- One of two Hoosier Crossroads Conference teams in the state finals (Class 6A Westfield).

Football State Tournament History

IHSAA Membership: 1906-07; 1912-20; 1923-29;
1935-present

First Football State Tournament Appearance: 1985 (first year for the all-in tournament format)

State Tournament Record: 77-33 (.694)

State Champion **(2)** 1987 (3A), 1996 (3A)
Runner-Up **(2)** 2000 (3A), 2020 (5A)
State Finals Appearances **(5)** 1987 (3A), 1996 (3A), 2000 (3A), 2020 (5A), 2021 (5A)
Semi-State Champion **(5)** 1987 (3A), 1996 (3A), 2000 (3A), 2020 (5A), 2021 (5A)
Regional Champion **(5)** 1987 (3A), 1996 (3A), 2000 (3A), 2020 (5A), 2021 (5A)
Sectional Champion **(17)** 1986 (3A), 1987 (3A), 1988 (3A), 1991 (3A), 1995 (3A), 1996 (3A), 1999 (3A), 2000 (3A), 2001 (4A), 2002 (4A), 2008 (4A), 2015 (5A), 2016 (5A), 2017 (5A), 2019 (6A), 2020 (5A), 2021 (5A)

School's IHSAA State Championship History (8)

Girls Cross Country **(1)** 2017
Football **(2)** 1987 (3A), 1996 (3A)
Boys Golf **(2)** 2002, 2004
Girls Golf **(1)** 2017
Boys Soccer **(2)** 2009, 2019(3A)

INDIANAPOLIS CATHEDRAL FIGHTING IRISH (13-1)

Associated Press Poll: #1
IFCA Coaches Poll: #1

- Top-ranked Cathedral making state record 17th appearance in the football state finals.
- Irish looking to repeat as Class 5A state champions and win 14th football crown (second-most in state history).
- School is 13-3 in football championship games.
- This is the first rematch of a Class 5A state championship game since the tournament expanded to a fifth class in 1985.
- Defeated 6A state finalist Westfield 14-0 on the road in Week 1 (Aug. 20). Only setback of the season (for second straight year) was to 6A state finalist Center Grove 21-6 in Week 9 (Oct. 15).
- Ranked opponents beaten this tournament:
def. #2 Decatur Central on the road 31-7 in sectional championship
- This season, the Irish have played three other state finalists:
def. 6A Westfield 14-0 on Aug. 20
def. 3A Brebeuf Jesuit 45-21 on Oct. 8
lost to 6A Center Grove 21-6 on Oct. 15
Also beat last year's 3A champion Chatard 38-14 on Sept. 10 in their annual meeting

Football State Tournament History

IHSAA Membership: 1942-present

First Football State Tournament Appearance: 1973 (Class 3A playoffs)

State Tournament Record: 131-26 (.834)

State Champion **(13)** 1986 (3A), 1992 (3A), 1996 (4A), 1998 (4A), 1999 (4A), 2006 (4A), 2008 (4A), 2010 (4A), 2011 (4A), 2012 (4A), 2013 (5A), 2014 (5A), 2020 (5A)
Runner-Up **(3)** 1973 (3A), 1976 (3A), 1991 (3A)
State Finals Appearances **(17)** 1973 (3A), 1976 (3A), 1986 (3A), 1991 (3A), 1992 (3A), 1996 (4A), 1998 (4A), 1999 (4A), 2006 (4A), 2008 (4A), 2010 (4A), 2011 (4A), 2012 (4A), 2013 (5A), 2014 (5A), 2020 (5A), 2021 (5A)
Semi-State Champion **(15)** 1986 (3A), 1991 (3A), 1992 (3A), 1996 (4A), 1998 (4A), 1999 (4A), 2006 (4A), 2008 (4A), 2010 (4A), 2011 (4A), 2012 (4A), 2013 (5A), 2014 (5A), 2020 (5A), 2021 (5A)
Regional Champion **(20)** 1976 (3A), 1986 (3A), 1991 (3A), 1992 (3A), 1996 (4A), 1998 (4A), 1999 (4A), 2001 (4A), 2006 (4A), 2007 (4A), 2008 (4A), 2009 (4A), 2010 (4A), 2011 (4A), 2012 (4A), 2013 (5A), 2014 (5A), 2017 (5A), 2020 (5A), 2021 (5A)
Sectional Champion **(25)** 1976 (3A), 1986 (3A), 1987 (3A), 1991 (3A), 1992 (3A), 1993 (4A), 1996 (4A), 1998 (4A), 1999 (4A), 2001 (4A), 2006 (4A), 2007 (4A), 2008 (4A), 2009 (4A), 2010 (4A), 2011 (4A), 2012 (4A), 2013 (5A), 2014 (5A), 2015 (6A), 2016 (6A), 2017 (5A), 2019 (5A), 2020 (5A), 2021 (5A)

School's IHSAA State Championship History (40)

Baseball **(3)** 2001 (3A), 2007 (4A), 2017 (4A)
Boys Basketball **(1)** 1998 (3A)
Girls Basketball **(2)** 2000 (3A), 2001 (3A)
Football **(13)** 1986 (3A), 1992 (3A), 1996 (4A), 1998 (4A), 1999 (4A), 2006 (4A), 2008 (4A), 2010 (4A), 2011 (4A), 2012 (4A), 2013 (5A), 2014 (5A), 2020 (5A)
Boys Golf **(1)** 2008
Girls Soccer **(3)** 2007, 2009, 2018 (2A)
Boys Tennis **(1)** 2005
Girls Tennis **(3)** 1986, 2016, 2019
Girls Track & Field **(1)** 2021
Volleyball **(8)** 1997 (3A), 1999 (3A), 2001 (4A), 2003 (4A), 2006 (4A), 2008 (4A), 2015 (4A), 2016 (4A)
Wrestling **(4)** 2014, 2018, 2019, 2020

CLASS 6A STATE CHAMPIONSHIP NOTABLES

WESTFIELD SHAMROCKS (12-1)

Associated Press Poll: #2

IFCA Coaches Poll: #2

- Second-ranked Westfield making third appearance in six years in the football state finals and fourth trip in last nine.
- Shamrocks aiming for school's second football state championship and first in Class 6A.
- Westfield and Center Grove will meet again in the first rematch of a 6A state championship game.
- Team has won 12 straight games since its season-opening loss to 5A state finalist Indianapolis Cathedral on Aug. 20.
- Repeat champions of the Hoosier Crossroads Conference with a 7-0 record this season.
- Ranked teams beaten this state tournament:
def. #5 Hamilton Southeastern 24-22 in sectional championship
def. #8 Carroll (Fort Wayne) 37-14 in regional championship
def. #4 Merrillville 48-19 in semi-state championship
- Beat Class 5A state finalist and conference foe Zionsville 42-21 back in Week 3 (Sept. 3).

Football State Tournament History

IHSAA Membership: 1904-present

First Football State Tournament Appearance: 1974 (Class A playoff)

State Tournament Record: 54-36 (.600)

State Champion **(1)** 2016 (5A)

Runner-Up **(3)** 1992 (2A), 2013 (5A), 2020 (6A)

State Finals Appearances **(5)** 1992 (2A), 2013 (5A), 2016 (5A), 2020 (6A), 2021 (6A)

Semi-State Champion **(5)** 1992 (2A), 2013 (5A), 2016 (5A), 2020 (6A), 2021 (6A)

Regional Champion **(6)** 1992 (2A), 1993 (2A), 2013 (5A), 2016 (5A), 2020 (6A), 2021 (6A)

Sectional Champion **(11)** 1986 (A), 1992 (2A), 1993 (2A), 1997 (2A), 2007 (4A), 2013 (5A), 2014 (5A), 2015 (5A), 2016 (5A), 2020 (6A), 2021 (6A)

School's IHSAA State Championship History (8)

Girls Cross Country **(4)** 1998, 2005, 2006, 2007

Football **(1)** 2016 (5A)

Boys Golf **(3)** 2013, 2015, 2016

Notable Alumni (per Wikipedia)

Chris Denari - Television play-by-play voice of the Indiana Pacers

Kevin Plawecki - Major League Baseball catcher for the Boston Red Sox

CENTER GROVE TROJANS (13-0)

Associated Press Poll: #1

IFCA Coaches Poll: #1

- Top-ranked, undefeated Center Grove making third straight 6A championship game appearance and fifth in the last seven seasons.
- Trojans looking to repeat as undefeated 6A champions, chasing fourth football crown overall and third in seven years. Team has won 27 straight games.
- Beat Class 5A state finalist Indianapolis Cathedral 21-6 in Week 9 (Oct. 15).
- Center Grove scoring at a 41.8 ppg clip while only allowing 10.2 ppg. Have held eight opponents to a TD or less this season.
- Repeat champions of the Metropolitan Interscholastic Conference with a 7-0 record this season.
- Ranked teams beaten this state tournament:
def. #7 Lawrence North on the road 29-19 in the regional championship
def. 10 Ben Davis 45-6 in the semi-state championship
- Head coach Eric Moore is making his seventh championship game appearance in charge of Center Grove and looking for his fourth title. He is 223-72 in 23 years at the school and 271-77 in 27 years overall. He is sixth among Indiana's active coaches with 271 wins.

Football State Tournament History

IHSAA Membership: 1911-12; 1915-17; 1918-present

First Football State Tournament Appearance: 1985 (first year for the all-in tournament format)

State Tournament Record: 80-33 (.708)

State Champion **(3)** 2008 (5A), 2015 (6A), 2020 (6A)

Runner-Up **(3)** 2000 (5A), 2016 (6A), 2019 (6A)

State Finals Appearances **(7)** 2000 (5A), 2008 (5A), 2015 (6A), 2016 (6A), 2019 (6A), 2020 (6A), 2021 (6A)

Semi-State Champion **(7)** 2000 (5A), 2008 (5A), 2015 (6A), 2016 (6A), 2019 (6A), 2020 (6A), 2021 (6A)

Regional Champion **(16)** 1987 (5A), 2000 (5A), 2002 (5A), 2003 (5A), 2008 (5A), 2009 (5A), 2011 (5A), 2012 (5A), 2013 (6A), 2014 (6A), 2015 (6A), 2016 (6A), 2018 (6A), 2019 (6A), 2020 (6A), 2021 (6A)

Sectional Champion **(17)** 1987 (5A), 2000 (5A), 2002 (5A), 2003 (5A), 2008 (5A), 2009 (5A), 2011 (5A), 2012 (5A), 2013 (6A), 2014 (6A), 2015 (6A), 2016 (6A), 2017 (6A), 2018 (6A), 2019 (6A), 2020 (6A), 2021 (6A)

School's IHSAA State Championship History (18)

Girls Basketball **(1)** 1996

Football **(3)** 2008 (5A), 2015 (6A), 2020 (6A)

Boys Golf **(2)** 2017, 2021

Boys Soccer **(1)** 2015 (2A)

Softball **(7)** 1986, 1995, 1998 (3A), 2003 (3A), 2009 (4A), 2015 (4A), 2019 (4A)

Boys Tennis **(2)** 2001, 2008

Boys Track **(1)** 2011

Volleyball **(1)** 2000 (4A)

Notable Alumni (per Wikipedia)

Brienne Pedigo-Christopher, auto racing pit reporter for ESPN



Adams Central Flying Jets

Class A



Lt.	Dk.	Name	Gr.	Ht.	Wt.	Position(s)	Lt.	Dk.	Name	Gr.	Ht.	Wt.	Position(s)
3	3	Max Hamilton	10	5-10	150	RB / DB	53	53	Bryan Girod	12	5-6	199	OL / LB
6	6	Keegan Bluhm	10	6-0	186	RB / LB	54	54	Carson Ross	9	5-7	173	OL / DT
8	8	Carson Schnitz	9	5-6	123	RB / DB	55	55	Colton Bultemeier	9	5-7	163	OL / DT
10	10	Ryan Tester	10	5-11	165	RB / DB	56	56	Max Myers	9	5-6	155	OL / DE
11	11	Ryan Black	11	5-11	182	QB / LB	57	57	Ryder Hamm	9	5-8	165	OL / DT
13	13	Wyatt Smith	9	5-8	128	WR / DB	58	58	Trevor Henry	9	5-6	158	OL / LB
14	14	Jack Hamilton	10	5-10	155	QB / DB	59	59	Tristan Lents	9	5-10	152	OL / DT
15	15	Keenen Jackson	11	5-9	123	WR / DB	62	62	Holden Schumm	9	5-9	209	OL / DT
16	16	Trevor Currie	10	6-1	182	TE / DB	64	64	Braydon Moon	10	5-9	205	OL / DE
17	17	Du'saun McCray	9	5-7	121	WR / DB	65	65	Nick Beckner	10	5-8	152	OL / DE
18	18	Nick Neuenschwander	12	5-6	143	WR / DB	66	66	Aidan Habegger	11	6-0	220	OL / DT
19	19	Joshua Mosser	12	6-0	157	WR / DB	68	68	Aidan Isch	9	5-9	169	OL / DT
20	20	Cam Smith	10	6-1	156	WR / DB	70	70	Cody Lautzenheiser	11	5-7	215	OL / DT
21	21	Alex Currie	12	5-10	167	RB / DB	71	71	Keagen Combs	10	5-7	194	OL / DE
22	22	Gavin Cook	11	5-5	139	RB / LB	72	72	Quincy Beer	10	5-8	184	OL / DT
23	23	Andrew Kaehr	9	5-4	132	RB / DB	74	74	Andrew Lengerich	10	5-9	221	OL / DT
24	24	Braysen Yergler	12	6-1	172	RB / DB	76	76	Carter Affolder	10	5-11	163	OL / DL
28	28	Max Kaehr	9	5-8	140	QB / LB	77	77	Hunter Beer	12	5-8	210	OL / DT
30	30	Matthew Heiser	9	5-8	150	RB / LB	78	78	Zac Wurm	10	5-2	255	TE / DE
31	31	Aaron Hirschy	9	5-9	153	RB / LB	79	79	Corbin Hirschy	12	6-2	259	OL / DT
33	33	Payton Herring	10	5-7	145	WR / DB	80	80	Lucas Ruple	9	5-2	124	WR / LB
34	34	Blake Heyerly	12	6-0	205	RB / LB	81	81	Marcus Bollenbacher	9	6-1	177	TE / DE
42	42	Kaylen Sprunger	11	5-0	-	K / K	82	82	Hudson Conkling	11	6-1	150	WR / DB
50	50	Jackson Becher	11	5-11	168	RB/DE	83	83	Nic Smith	9	5-5	123	WR / DB
51	51	Gavin Arner	10	5-0	157	TE / DE	84	84	Teagan Lents	9	5-7	136	WR / DB
52	52	Trace Sonnigsen	10	5-11	180	OL / DE	88	88	Brant Girard	9	5-8	173	OL / DT

Adams Central Flying Jets

Class A



Team Statistics

	Adams Central	Opponents
Total Points / Points Per Game	659 / 47.1	66 / 4.7
First Downs / Per Game	243 / 17.4	129 / 9.2
Rushing Yards / Per Game	4,211 / 300.8	1,172 / 83.7
Passing Yards / Per Game	871 / 62.2	943 / 67.4
Total Yards / Per Game	5,082 / 363	2,115 / 151.1
Fumbles Recovered By	10	9
Intercepted By	22	2
Total Punts / Average	18 / 34.9	69 / 29.4
Penalties / Yards	67 / 550	56 / 435



Individual Statistics

Scoring	G	TD	1-Pt.	2-Pt.	FG	TP	PPG
34 Blake Heyerly	14	25	0	0	0	150	10.7
21 Alex Currie	14	21	0	0	0	126	9
11 Ryan Black	14	17	0	0	0	102	7.3
18 Nick Neuenschwander	14	15	0	1	0	92	6.6
16 Trevor Currie	14	0	65	0	0	65	4.6

Rushing	G	Att.	Yds.	TD	YPG	YPC	Long
34 Blake Heyerly	14	154	1,428	24	102	9.3	-
21 Alex Currie	14	72	921	14	65.8	12.8	87
18 Nick Neuenschwander	14	41	610	9	43.6	14.9	-
11 Ryan Black	14	73	597	17	42.6	8.2	-
30 Matthew Heiser	14	36	138	0	9.9	3.8	-

Passing	G	Comp.	Att.	Int.	TD	Yds.	YPG
11 Ryan Black	14	41	68	1	11	871	62.2

Receiving	G	Rec.	Yds.	TD	YPG	YPC	Long
24 Braysen Yergler	14	14	343	6	24.5	24.5	-
18 Nick Neuenschwander	14	11	222	2	15.9	20.2	48
21 Alex Currie	14	10	183	3	18.3	18.3	-

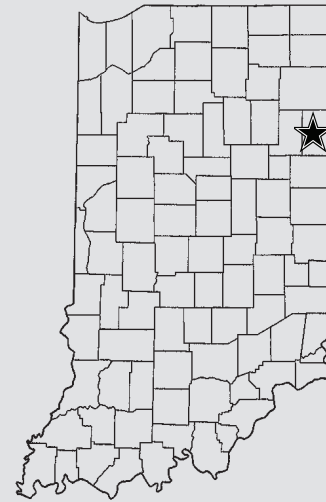
Defense	G	Tackles	For Loss	Sacks	INT	FF	FR
34 Blake Heyerly	14	126	5.5	2	3	1	2
6 Keegan Bluhm	14	101	16	3.5	0	0	1
22 Gavin Cook	14	95	4	0	1	17	0
10 Ryan Tester	14	72	6.5	2	2	1	0
21 Alex Currie	14	58	2.5	0	7	1	0
19 Joshua Mosser	14	51	3	1	0	0	2

State Finals History

State Champion: **(1)** 2000 (A)
 Appearances: **(2)** 2000 (A), 2021 (A)



Michael Mosser
 Head Coach
 113-46 (13th year)
 113-46 (13th year overall)



Team Facts

City/Town: Monroe
 County: Adams
 Superintendent: Joel Mahaffey
 Principal: Jeff McCullough
 Athletic Director: Graham McAllister
 Athletic Trainer: Koty Frauhiger
 Head Coach: Michael Mosser
 Asst. Coaches: Cary Blake, Dave Neuenschwander, John Hammond, Rod Mosser, Tyler Roach, Mitch Hill, Chad Sprunger, Andrew Hammond, Jalen Hammond
 Student Managers: Bailey Heyerly, Mary Jones, Addie Ward, Taylor Strete
 Offensive Formation: Multiple
 Defensive Formation: 4-3 Base
 Colors: Red and White
 Conference: Allen County Athletic
 Enrollment: 378
 Last Year's W-L Record: 8-3
 @ACJetsAthletics

Season Results (13-1)

8/20 at Belmont W 49-6
 8/27 at Eastside L 19-21
 9/4 Parke Heritage W 35-0
 9/10 at Jay County W 54-7
 9/17 Heritage W 56-0
 9/24 South Adams W 48-7
 10/1 at Southern Wells W 67-0
 10/8 at Bluffton W 56-0
 10/15 Woodlan W 62-0

Sectional

10/22 at Churubusco W 25-15
 10/29 Southwood W 56-0
 11/5 Triton W 49-3

Regional

11/12 at South Adams W 41-0

Semi-State

11/19 at North Judson-San Pierre W 42-7

Head Coach Profile . . .

Name: Michael Mosser
Age: 47
Spouse: Melinda (Steffen)
Years Married: 26 (1995)
Children: Megan (Graham) Troxel age 23, Hannah age 21, Joshua age 18

Occupation: Teacher
Employer: Adams Central Community Schools
Years Teaching: 23 years (15 years @ AC)
Subjects: Social Studies grade 8-12

High School: Adams Central High School, 1993
Bachelors: Anderson University, 1997
Degree: Secondary Social Studies Education
Masters: Indiana Wesleyan University, 2009
Degree: Education

Athletic Participation . . .

High School: Football, Basketball, Track (1987-1993)
College: Football (1993-1996) – Quarterback (started 1994, 1995, 1996)

*I have never competed in a State or National Championships; however, I was a Freshman on the 1993 10-0 Anderson University Football team that won the HCAC Conference and earned a berth in the NCAA Division III playoffs (we got beat by Albion in the first round)

Coaching Experience . . .

Years as Varsity Head Coach @ AC: 13 years (2009 to present)
Total Years as a Head Coach: 13 years (2009 to present)
Record at Current School: 113-46
Overall Record as Head Coach: 113-46

Head Varsity Football Coach	Adams Central	2009 to present
Assistant Varsity Football Coach	Adams Central	2006-2008 (<i>under Rick Minnich</i>)
Assistant Varsity Football Coach	South Adams	2003-2005 (<i>under Kirk Sorg</i>)
Head Middle School Coach	South Adams	2001-2003
Asst. Middle School Coach	South Adams	1998-1999
Asst. Middle School Coach	Eastbrook	1997

Coaching Championships . . .

Conference (ACAC): 2017, 2018, 2021
Sectional: 2011, 2015, 2016, 2018, 2019, 2021
Regional: 2016, 2018, 2019, 2021
Semi-State: 2021
State: none

Something Interesting: I have three kids (Megan, Hannah, and Josh) Megan is married to Graham Troxel and is a nurse at Parkview in Fort Wayne, Indiana. Hannah is a senior nursing student at IU Fort Wayne. Josh is a , is a senior captain on the team – he starts on both offense and Defense as a WR and DB. I love woodworking and construction work which is what I do with most of my free time in the summer. My wife keeps me busy with all kinds of home projects.

ADAMS CENTRAL JETS

vs. INDIANAPOLIS LUTHERAN SAINTS

OFFENSE

	STARTERS	GR	#	HT	WT	POS
1	*Ryan Black	11	11	5'11"	180	QB
2	*Alex Currie	12	21	5'10"	160	WB
3	*Nick Neunschwander	12	18	5'8"	145	WB
4	*Blake Heyerly	12	34	6'1"	205	FB
5	*Corbin Hirschy	12	79	6'1"	245	G
6	Brayden Moon	10	64	5'9"	175	G
7	Bryan Girod	12	53	5'7"	195	C
8	*Zac Wurm	10	78	6'3"	240	T
9	*Cody Lautzenheiser	11	70	5'7"	200	T
10	*Braysen Yergler	12	24	6'1"	180	TE
11	*Josh Mosser	12	19	6'1"	150	SE

* Returning Starters

ADDITIONAL VARSITY PLAYERS - WILL SEE PLAYING TIME

	GR	#	HT	WT	POS	
12	Trevor Currie	10	16	6'0"	175	SE
13	Keegan Bluhm	10	6	6'0"	185	FB
14	Ryan Tester	10	10	5'10"	160	WB
15	Jack Hamilton	10	14	5'7"	140	QB
16	Quincy Beer	10	72	5'8"	185	OL

KICKERS

	GR	#	HT	WT	POS
*Trevor Currie	10	16	6'0"	175	K
*Kaylen Sprunger	11	42	5'1"	115	K
*Blake Heyerly	12	34	6'1"	205	P

HOLDER

	GR	#	HT	WT
Jack Hamilton	10	14	5'7"	140

SNAPPERS

	GR	#	HT	WT	POS
Joshua Mosser	12	19	6'1"	150	P
Ryan Black	11	11	5'11"	180	K

DEFENSE

	STARTERS	GR	#	HT	WT	POS
1	Zac Wurm	10	78	6'3"	240	DT
2	*Corbin Hirschy	12	79	6'1"	245	DT
3	*Jackson Becher	11	54	6'1"	170	DE
4	Trevor Currie	10	16	6'0"	175	DE
5	*Blake Heyerly	12	34	6'1"	205	LB
6	*Keegan Bluhm	10	6	6'0"	185	LB
7	Ryan Tester	10	10	5'10"	160	LB
8	*Josh Mosser	12	19	6'1"	150	DB
9	*Gavin Cook	11	22	5'4"	140	DB
10	*Alex Currie	12	21	5'10"	160	DB
11	*Nick Neunschwander	12	18	5'6"	125	DB

* Returning Starters

ADDITIONAL VARSITY PLAYERS - WILL SEE PLAYING TIME

	GR	#	HT	WT	POS	
12	*Braysen Yergler	12	24	6'1"	180	DB
13	Ryan Black	11	11	5'11"	180	LB
14	*Cody Lautzenheiser	11	70	5'7"	200	DT
15	Brayden Moon	10	64	5'9"	175	DT
16	Hunter Beer	12	77	5'8"	200	DT

RETURNERS

	GR	#	HT	WT
*Alex Currie	12	21	5'10"	160
*Nick Neunschwander	12	18	5'8"	145
Ryan Tester	10	10	5'10"	160
*Braysen Yergler	12	24	6'1"	180
*Gavin Cook	11	22	5'4"	140



Indianapolis Lutheran Saints

Class A



Lt.	Dk.	Name	Gr.	Ht.	Wt.	Position(s)
2	2	Montasi Clay	12	6-0	190	RB / LB
3	3	Josiah King	11	6-0	155	WR / DB
4	4	DeVuan Jones	9	5-8	145	WR / DB
5	5	Brandon Brooks	12	6-1	180	WR / DB
6	6	Campbell Richardson	10	5-9	175	QB / LB
7	7	Jake Pasch	12	6-0	185	WR / DB
8	8	Cur'Brian Shelby	11	5-10	150	WR / DB
9	9	CJ Ervin	11	5-11	145	WR / DB
10	10	Jackson Willis	9	6-2	170	QB / DB
11	11	Javarrea Cooper	9	5-10	140	WR / DB
13	13	Dakota Beatty	11	5-11	155	WR / DB
14	14	Cole Snow	10	6-1	165	WR / LB
16	16	Jonny Hall	10	5-11	165	WR / DB
18	18	Jeremiah King	10	6-1	145	WR / DB
20	20	Jimmy Davis	9	5-7	135	RB / DB
22	22	Joe Davis	11	5-11	165	RB / LB
23	23	Micah Mackay	11	6-2	175	WR / DB
24	24	RaiShaun McHaney	9	6-2	190	WR / LB
26	26	Nick Miller	11	5-7	130	WR / DB
27	27	Jaekwon Akins	11	5-10	150	WR / LB
30	30	Kyle Stewart	12	5-10	155	K / P
32	32	Nate Hughes	9	5-9	145	WR / LB

Lt.	Dk.	Name	Gr.	Ht.	Wt.	Position(s)
33	33	Braydon Hall	10	5-10	165	RB / DB
44	44	Spencer Bauer	11	6-0	180	WR / LB
45	45	Nick Tupper	10	6-0	150	WR / LB
50	50	Ethan Hill	12	5-10	230	OL / LB
51	51	Nate Loman	11	6-2	205	OL / LB
52	52	Hunter Johnson	11	6-1	200	OL / LB
55	55	Louis Mobley	11	5-10	205	OL / DL
58	58	Jack Beard	10	6-1	235	OL / DL
60	60	Hezekiah Jones	10	5-11	250	OL / DL
61	61	Owen Lecher	9	5-11	180	OL / LB
62	62	Jacob Roberts	11	6-0	235	OL / DL
63	63	Nate Hicks	9	5-11	215	OL / DL
68	68	Andre Hall	9	5-11	275	OL / DL
71	71	Will Hall	12	6-2	265	OL / DL
72	72	Taurean Langston	10	6-4	275	OL / DL
73	73	Dylan Duncan	10	5-10	285	OL / DL
76	76	Trey Hall	11	6-1	280	OL / DL
77	77	Damon Klinefelter	11	6-0	315	OL / DL
79	79	Christian Pulliam	12	6-3	290	OL / DL
85	85	Javen Holsey	12	6-0	170	WR / DB
88	88	Kam Patterson	11	6-4	190	WR / DL

Indianapolis Lutheran Saints

Class A



Team Statistics

	Indpls. Lutheran	Opponents
Total Points / Points Per Game	821 / 42.6	174 / 12.4
First Downs / Per Game	261 / 18.6	183 / 13.0
Rushing Yards / Per Game	3713 / 256.2	1367 / 97.6
Passing Yards / Per Game	2435 / 173.9	1572 / 112.3
Total Yards / Per Game	6148 / 439.1	2939 / 209.9
Fumbles Recovered By	19	13
Intercepted By	16	5
Total Punts / Average	27 / 35.3	57 / 32.6
Penalties / Yards	81 / 647	74 / 618

Individual Statistics

Scoring	G	TD	1-Pt.	2-Pt.	FG	TP	PPG
2 Montasi Clay	14	32	0	3	0	198	14.1
22 Joe Davis	14	13	0	0	0	78	5.6
23 Micah Mackay	14	11	0	0	0	66	4.7
7 Jake Pasch	14	10	0	0	0	60	4.3
30 Kyle Stewart	14	0	57	0	1	60	4.3

Rushing	G	Att.	Yds.	TD	YPG	YPC	Long
2 Montasi Clay	14	210	1856	32	134.6	8.9	82
22 Joe Davis	14	172	1197	11	85.5	7.0	42
33 Brayden Hall	10	14	217	4	21.7	15.5	51
7 Jake Pasch	14	13	205	3	14.6	15.8	78

Passing	G	Comp.	Att.	Int.	TD	Yds.	YPG
2 Montasi Clay	14	115	158	5	29	2385	170.4
10 Jackson Willis	6	4	13	0	0	41	6.8

Receiving	G	Rec.	Yds.	TD	YPG	YPC	Long
23 Micah Mackay	14	37	836	11	59.7	22.6	71
7 Jake Pasch	14	28	643	7	45.9	23.0	81
22 Joe Davis	14	15	296	2	21.4	19.7	39
5 Brandon Brooks	12	13	242	3	20.17	18.6	65
85 Javen Holsey	13	15	239	4	18.4	15.9	42

Defense	G	Tackles	For Loss	Sacks	INT	FF	FR
7 Jake Pasch	14	138	12	1	2	1	1
50 Ethan Hill	13	118	0	0	0	0	3
44 Spencer Bauer	14	103	6	2	0	1	2
16 Jonny Hall	14	90	5	2	2	1	0
27 Jaekwon Akins	14	83	9	7	1	0	3
79 Christian Pulliam	14	69	4	2	0	2	1

State Finals History

State Runner-Up: **(1)** 2019 (A)
Appearances: **(2)** 2019 (A), 2021 (A)

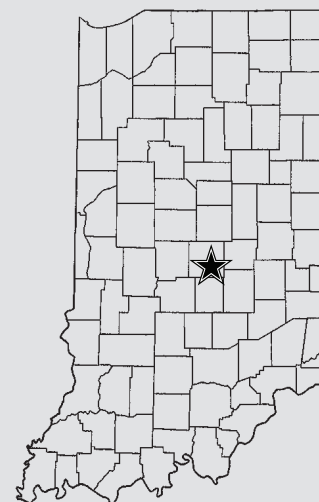


Dave Pasch

Head Coach

122-53 (14th year)

187-110 (25th year overall)



Team Facts

City/Town: Indianapolis

County: Marion

Principal: Michael Brandt

Athletic Director: Tom Finchum

Asst. Athletic Director: Kathy Anderson

Athletic Trainer: Ryan Utterback

Head Coach: Dave Pasch

Asst. Coaches: Leigh Colgate, Shane Wyant,

Kyle Akers, Jake Reid, Nate Filipovich,

Jordan Thurman, Kyle Johnson, John Pasch,

Mark Harris, Dick Pasch, Justin Russell,

Jody Melady, Jim Knight, Andy Reid

Student Managers: Jaiden Richardson, Cora

Deane, Paige Michael

Offensive Formation: Spread

Defensive Formation: 3-5

Colors: Maroon and Gold

Conference: Indiana Crossroads

Enrollment: 222

Last Year's W-L Record: 9-2

[@LutheranSaints](https://twitter.com/LutheranSaints)

Season Results (14-0)

8/20	Beech Grove	W 52-29
8/27	at Indpls Cardinal Ritter	W 48-20
9/3	Triton Central	W 35-7
9/10	at Lapel	W 34-13
9/17	Cascade	W 55-0
9/24	Indpls Scecina Memorial	W 31-20
10/1	at Monrovia	W 36-12
10/8	Speedway	W 37-0
10/15	at Traders Point Christian	W 43-6

Sectional

10/22	Edinburgh	W 69-8
10/29	at Park Tudor	W 25-13
11/5	Covenant Christian	W 34-27

Regional

11/12	at Parke Heritage	W 42-6
-------	-------------------	--------

Semi-State

11/19	Tri	W 56-13
-------	-----	---------

DEPTH CHART Please list your two-deeps at each position.**Offense**

		<i>1st Team</i>		<i>2nd Team</i>
T	55	Louis Mobley	51	Nate Loman
G	79	Christian Pulliam	73	Dylan Duncan
C	71	Will Hall	52	Hunter Johnson
G	58	Jack Beard	71	Will Hall
T	50	Ethan Hill	62	Jacob Roberts
WR	5	Brandon Brooks	9	CJ Ervin
WR	23	Micah Mackay	88	Kam Patterson
WR	85	Javen Holsey	27	Jaekwon Akins
WR	7	Jake Pasch	44	Spencer Bauer
RB	22	Joe Davis	8	Cur'Brian Shelby
QB	2	Montasi Clay	10	Jackson Willis

Defense

		<i>1st Team</i>		<i>2nd Team</i>
E	62	Jacob Roberts	58	Jack Beard
N	79	Christian Pulliam	76	Trey Hall
E	88	Kam Patterson	55	Louis Mobley
ILB	16	Jonny Hall	52	Hunter Johnson
ILB	44	Spencer Bauer	14	Cole Snow
ILB	27	Jaekwon Akins	50	Ethan Hill
OLB	7	Jake Pasch	6	Campbell Richardson
OLB	8	Cur'Brian Shelby	85	Javen Holsey
C	5	Brandon Brooks	3	Josiah King
C	23	Micah Mackay	9	CJ Ervin
S	2	Montasi Clay	4	DeVaun Jones

Specialists**Pos.****No. Name**

		<i>1st Team</i>		<i>2nd Team</i>
Punter	2	Montasi Clay	22	Joe Davis
PAT Kicker	30	Kyle Stewart	32	Nate Hughes
Place Kicker	30	Kyle Stewart	32	Nate Hughes
Long Snap	27	Jaekwon Akins	73	Dylan Duncan
Holder	2	Montasi Clay	9	CJ Ervin
Punt Ret	8	Cur'Brian Shelby	2	Montasi Clay
Kickoff Ret	2	Montasi Clay	8	Cur'Brian Shelby
	7	Jake Pasch	5	Brandon Brooks
	4	DeVaun Jones	23	Micah Mackay

HEAD COACH PROFILE

Name: Dave Pasch

Age: 50

Spouse's Name: Liza Pasch

Years Married: 27

Children's Names, Ages: John 23, Erin 21, Jackson 20, Jake 18

Current Occupation, Employer: Assistant Principal, Indianapolis Lutheran High School

No. of Yrs.: 14

If a teacher, what subjects and grades do you teach:

Education

High School Attended, Year Graduated: Brownsburg High School, 1988

College Attended, Year Graduated: Ball State University, 1993

Degree(s) / Major: Education

Athletic Participation

Sport	High School Years (ie: 1972, 73)	College Years (ie: 1976, 77)
	Football 1984-1987	

As a high school or college player, have you ever competed in a State or National Championship Event in any sport? If yes, please give details:

Member of Brownsburg HS State Champion Football team in 1985

Coaching Experience (Football Only)

Years as Varsity Head Coach at Current School (ie: 5 years): 14 years

Actual Years as Varsity Head Coach at Current School : 2008-Present

Record as Varsity Head Coach at Current School: 122-53

Overall Varsity Head Coaching Record: 187-110

Do you coach any other sports at your school? Head Track Coach

Please list below where you've coached during your career starting with your current position:

School	Head / Asst.	No. of Years (ie: 5)	Actual Years (ie: 1992-present)
Indianapolis Lutheran	Head Coach	14	2008-Present
North Putnam High School	Head Coach	11	1997-2007
Decatur Central High School	Asst. Coach	4	1993-1996
Yorktown High School	Asst. Coach	3	1990-1992

Tournament Championships (As the Varsity Head Coach, list years your team won):

Sectional: 2006, 2007, 2009, 2014, 2015, 2016, 2017, 2018, 2019, 2021

Regional: 2007, 2014, 2016, 2017, 2018, 2019, 2021

Semi-State: 2019, 2021

State Championship:

Something Interesting About You Personally Or Professionally That People Might Not Know:

I spend all my time when not working on my boat. Have been an avid boater entire life.



Andreon 59ers

Class 2A



Lt.	Dk.	Name	Gr.	Ht.	Wt.	Position(s)	Lt.	Dk.	Name	Gr.	Ht.	Wt.	Position(s)
1	1	Alonzo Paul Jr.	12	5-8	170	WR / DB	45	45	Daniel Reynolds	9	5-11	130	WR / DB
2	2	Trevon Stephens	10	5-11	185	RB / LB	46	46	Chukwuebuka Okoye	10	5-7	150	DB
4	4	Dh'mari Wright	12	6-3	215	DE / LB	50	50	Arwen Coleman	10	5-4	130	LB
5	5	Colin Flesher	11	5-10	170	WR / DB	51	51	Nicolas Tovar	12	5-8	180	K / P
6	6	Jacob Jones	10	5-7	150	WR / DB	52	52	Jaden Marsh	12	6-4	210	DL
7	7	Billy Jones Jr.	12	5-9	150	RB / DB	54	54	Sebastian Martinez	10	5-9	170	OL / DL
8	8	Camryn Urbaniak	11	6-0	155	WR	55	55	Evan Kuykendall	11	6-0	215	DL
9	9	Dominic DiTola	12	5-10	235	TE / DL	56	56	Samuel Vickers	11	6-0	240	OL / DL
10	10	Cole Jenkins	10	5-11	140	WR / DB	57	57	Robert Gonzales	12	5-9	230	OL / DL
12	12	Scott Ballentine	10	6-0	175	QB	58	58	Charles Koeppen	11	6-0	200	OL / LB
13	13	Owen Olenik	11	5-11	190	DB	58	58	Owen Walkowiak	12	6-4	245	OL / DL
14	14	Alfonso Salinas	11	5-10	190	LB	59	59	Reeve Kustric	12	6-2	255	OL
15	15	Ryan Howard	12	6-1	180	QB	60	60	Jermel Loyd	12	5-8	250	OL
16	16	Christopher Backus	11	5-7	150	RB / DB	62	62	Nathan Hovsepan	11	5-10	250	OL
17	17	Daniel O'Shea	12	6-2	200	DB	63	63	Cooper Bellich	11	5-11	225	OL
18	18	William Henry	11	6-0	170	QB	65	65	Drew Thorn	10	5-11	215	OL / DL
19	19	Dakota Sammons	9	5-6	135	QB	66	66	Ian Urchell	11	6-1	245	OL / DL
20	20	Antonio Barnes	11	5-10	185	RB / DB	68	68	Christopher Marlow	10	5-11	280	OL
21	21	Patrick Clacks III	10	6-1	175	WR / DB	70	70	Connor Grcevich	10	5-10	225	OL / DL
22	22	James Mantel	11	5-11	175	DB	71	71	John LaMere	9	5-7	165	OL / DL
24	24	Angel Ramirez	11	5-10	165	WR / DB	72	72	James Metro	9	5-8	180	OL / DL
25	25	Luke Nieman	10	5-8	155	DB	73	73	Luke Adam	9	5-10	205	OL / DL
26	26	Joseph Calacci	11	6-0	190	DB	74	74	Robert Bodnar	9	5-11	180	OL / DL
27	27	Angel Torres	9	5-9	175	TE / LB	75	75	Paul Guzman	10	6-1	230	OL
28	28	Eddie Bastardo	12	6-1	200	TE / LB	76	76	Bradley Uzubell	11	6-4	230	OL
30	30	Charles Sollars	9	5-10	155	WR / LB	77	77	Payton Lee	9	5-9	205	OL / DL
34	34	Drayk Bowen	11	6-2	215	RB / LB	78	78	James Perez	9	5-4	285	OL / DL
35	35	Ivan Mastalski	9	5-11	190	TE / LB	79	79	Ezekiel Gray	10	5-10	265	OL / DL
36	36	Drake Bult	11	6-1	200	LB	80	80	James Finley	9	5-10	130	WR / DB
37	37	Kaden Ford	10	5-9	140	WR / DB	82	82	Ethan Kost	11	6-1	170	WR / DB
38	38	Ellis Dumas IV	9	5-6	150	RB / LB	84	84	Robert Ballentine	12	6-0	190	WR / DB
39	39	Luke Donsbach	10	5-8	200	TE / LB	86	86	Mariano McNabb	10	5-10	140	WR
40	40	Jon Meyers	10	5-8	155	DE / LB	88	88	Kyle Biesen	10	6-0	150	WR
42	42	Andrew Larson	11	5-9	175	LB	89	89	Ethan Ruddell	9	5-5	115	WR / DB
43	43	Patrick Cusick	9	5-8	135	WR / DB							
44	44	Adam Tazic	12	6-2	165	K							


Andrean 59ers

Class 2A



Team Statistics

	Andrean	Opponents
Total Points / Points Per Game	436 / 31.1	193 / 13.8
First Downs / Per Game	-	-
Rushing Yards / Per Game	1444 / 103.1	-
Passing Yards / Per Game	2802 / 200.1	-
Total Yards / Per Game	4246 / 303.2	-
Fumbles Recovered By	8	8
Intercepted By	11	9
Total Punts / Average	29 / 32.3	-
Penalties / Yards	-	-



Individual Statistics

Scoring	G	TD	1-Pt.	2-Pt.	FG	TP	PPG
34 Drayk Bowen	14	18	0	0	0	108	7.7
51 Nicolas Tovar	14	0	58	0	6	76	5.4
84 Robert Ballentine	13	9	0	0	0	54	4.2
1 Alonzo Paul Jr.	14	8	0	0	0	48	3.4
7 Billy Jones Jr.	14	6	0	0	0	36	2.6

Rushing	G	Att.	Yds.	TD	YPG	YPC	Long
34 Drayk Bowen	14	131	794	15	56.7	6.1	80
2 Trevon Stephens	14	30	287	2	20.5	9.6	70
7 Billy Jones Jr.	14	54	281	5	20.1	5.2	74

Passing	G	Comp.	Att.	Int.	TD	Yds.	YPG
12 Scott Ballentine	14	207	302	8	27	2745	196.1
18 William Henry	3	7	11	0	1	56	18.7

Receiving	G	Rec.	Yds.	TD	YPG	YPC	Long
84 Robert Ballentine	13	46	863	9	66.4	18.8	79
21 Patrick Clacks III	14	45	702	5	50.1	15.6	86
1 Alonzo Paul Jr.	14	64	692	6	49.4	10.8	42
6 Jacob Jones	14	15	142	2	10.1	9.5	-
34 Drayk Bowen	14	17	117	2	8.4	6.9	-

Defense	G	Tackles	For Loss	Sacks	INT	FF	FR
34 Drayk Bowen	14	99	9	2	3	1	0
2 Trevon Stephens	14	90	10	1	0	0	2
28 Eddie Bastardo	14	81	5	2	1	1	1
9 Dominic DiTola	14	65	15	4	0	0	0
4 Dh'mari Wright	14	62	13	1	0	1	1
7 Billy Jones Jr.	14	59	0	0	0	0	0

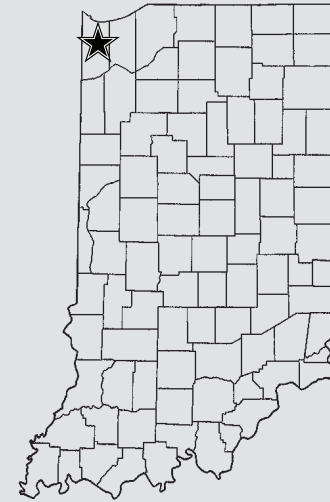
State Finals History

State Champion: **(2)** 2004 (3A), 2013 (3A)
 State Runner-Up: **(4)** 1997 (3A), 2001 (3A), 2002 (3A), 2014 (3A)
 Appearances: **(7)** 1997 (3A), 2001 (3A), 2002 (3A), 2004 (3A), 2013 (3A), 2014 (3A), 2021 (2A)



Chris Skinner
Head Coach

55-21 (6th year)
55-21 (6th year overall)



Team Facts

City/Town: Merrillville
 County: Lake
 Superintendent: Dr. Joseph Majchrowicz
 Principal: Jaycob Knazur
 Athletic Director: Mike Schultz
 Athletic Trainer: Emily Kenyon
 Head Coach: Chris Skinner
 Asst. Coaches: Chris Dietz, Kevin Doyle, Jeff Gutowski, Jeff Hadt, John Hruskocy, Duke LaMere, John Maurek, Matt Meschede, Pete Monger, Jay Novak, Michael Skinner, Steve Wachowski
 Student Managers: Tyler Piepenbrink, John Sternberg
 Offensive Formation: Spread RPO
 Defensive Formation: Slanting 3-4
 Colors: Red and Old Gold
 Conference: Northwest Crossroads
 Enrollment: 413
 Last Year's W-L Record: 11-2
 @AndreanHigh

Season Results (11-3)

8/20 at Merrillville L 47-21
 8/27 at Crown Point W 21-7
 9/4 at Central Catholic (MI) L 34-14
 9/10 East Chicago Central W 45-0
 9/17 at Highland W 38-14
 9/24 Hobart W 31-28
 10/1 Munster W 42-13
 10/8 Kankakee Valley W 38-3
 10/15 at Lowell L 17-7

Sectional

10/22 Wheeler W 44-6
 10/29 Rensselaer Central W 28-2
 11/5 at Whiting W 49-0

Regional

11/12 LaVille W 35-8

Semi-State

11/19 at Eastside W 17-14

DEPTH CHART Please list your two-deeps at each position.**Offense**

Pos.	No.	Name
QB	12	Scott Ballentine
QB	18	Billy Henry
RB	34	Drayk Bowen
RB	7	Billy Jones Jr.
TE	28	Eddie Bastardo
TE	15	Ryan Howard
WR	1	Alonzo Paul Jr.
WR	6	Jacob Jones
WR	84	Robby Ballentine
WR	24	Angel Ramirez
WR	21	Patrick Clacks III
WR	82	Ethan Kost
LT	59	Reeve Kustric
LT	62	Nate Hovsepian
LG	66	Ian Urchell
LG	60	Jermel Loyd
C	57	Robert Gonzales
C	56	Sam Vickers
RG	58	Charlie Koeppen
RG	79	Zeke Gray
RT	76	Brad Uzubell
RT	68	Chris Marlow

Specialists

Pos.	No.	Name
Punter	51	Nico Tovar
	34	Drayk Bowen
Placekicker	51	Nico Tovar
	44	Adam Tazic
Kickoffs	44	Adam Tazic
	51	Nico Tovar
Long Snapper	28	Eddie Bastardo
	66	Ian Urchell
Holder	12	Scott Ballentine
	1	Alonzo Paul Jr.
Punt Returns	84	Robby Ballentine
	1	Alonzo Paul Jr.
Kickoff Returns	1	Alonzo Paul Jr.
	7	Billy Jones Jr.

Defense

Pos.	No.	Name
DE	4	Dh'mari Wright
DE	55	Evan Kuykendall
DT	9	Dom DiTola
DT	39	Luke Donsbach
DE	52	Jaden Marsh
DE	40	Jonny Meyers
OLB	2	Trey Stephens
OLB	30	Charlie Sollars
ILB	34	Drayk Bowen
ILB	42	Andrew Larson
ILB	28	Eddie Bastardo
ILB	38	Ellis Dumas
OLB	26	Joe Calacci
OLB	14	Alfonso Salinas
CB	7	Billy Jones Jr.
CB	6	Jacob Jones
S	20	Antonio Barnes
S	13	Owen Olenik
S	17	Danny O'Shea
S	80	Jimmy Finley
CB	22	James Mantel
CB	25	Luke Nieman

HEAD COACH PROFILE

Name: Chris Skinner

Age: 34

Spouse's Name: Meagan Skinner

Years Married: 9

Children's Names, Ages: Ava (7), Olivia (4), Scarlett (11 Months)

Current Occupation, Employer: Teacher, Andrean High School

No. of Yrs.: 12

If a teacher, what subjects and grades do you teach: Honors Biology (9th), AP Biology (12th), Anatomy and Physiology (11th and 12th), Integrated Physics (10th)

Education

High School Attended, Year Graduated: Andrean High School, 2006

College Attended, Year Graduated: Purdue University (West Lafayette), 2010

Degree(s) / Major: B.S. Biology Education / Masters of Education (Indiana Wesleyan)

Athletic Participation

Sport	High School Years (ie: 1972, 73)	College Years (ie: 1976, 77)
Football	2002-2005	N/A
Baseball	2003-2006	N/A
Basketball	2002-2003	N/A

As a high school or college player, have you ever competed in a State or National Championship Event in any sport? If yes, please give details:

Yes, I competed in the Football State Championships in 2002 (Runner-Up) and 2004 (Champion). I also competed in the 2004 (Runner-Up) and 2005 (Champion) Baseball State Championships.

Coaching Experience (Football Only)

Years as Varsity Head Coach at Current School (ie: 5 years): 6

Actual Years as Varsity Head Coach at Current School (ie: 1996-2000): 6

Record as Varsity Head Coach at Current School: 55-21

Overall Varsity Head Coaching Record: 55-21

Do you coach any other sports at your school? No

Please list below where you've coached during your career starting with your current position:

School	Head / Asst.	No. of Years (ie: 5)	Actual Years (ie: 1992-present)
Andrean High School	Head Coach	6	2016-2021
Andrean High School	Asst. Coach	6	2010-2015

Tournament Championships (As the Varsity Head Coach, list years your team won):

Sectional: 2019, 2020, 2021

Regional: 2019, 2021

Semi-State: 2021

State Championship: -

Something Interesting About You Personally Or Professionally That People Might Not Know:

I am extremely proud to be a part of the Andrean Family. I was profoundly impacted by the people and experiences as a student at Andrean. I am motivated as a teacher and coach to provide these same meaningful experiences to my players. Our coaching staff has tried to build a culture that prioritizes camaraderie and character development. We believe winning can be a product of this culture, but should not be the defining characteristic.



Evansville Mater Dei Wildcats

Class 2A



Lt.	Dk.	Name	Gr.	Ht.	Wt.	Position(s)	Lt.	Dk.	Name	Gr.	Ht.	Wt.	Position(s)
2	2	Ryan VanBibber	12	5-10	140	WR / DB	47	47	Camden Marx	9	5-10	150	K
3	3	Luke Mayer	10	6-1	180	WR / DB	48	48	Devin Feulner	10	6-0	175	WR / DB
4	4	Nathan VanBibber	12	6-1	150	K	50	50	James Ralph	12	6-0	270	OL / DL
5	5	Austin Langston	11	5-10	150	WR / DB	52	52	Clay Martin	11	6-1	200	OL / DL
6	6	Luke Burgdorf	12	5-8	145	WR / DB	53	53	Ethan Goodin	10	6-3	215	OL / DL
7	7	Levi Maasberg	10	5-10	140	WR / DB	54	54	Dane Wilson	12	6-4	250	OL / DL
8	8	Cade Dassel	10	6-1	165	WR / DB	55	55	Cole Wilson	12	6-4	250	OL / DL
9	9	Pierce Wolters	12	6-1	225	RB / LB	56	56	Jackson Wildeman	10	5-8	200	OL / DL
10	10	Bryce Humphrey	12	5-11	175	RB / DB	57	57	Gunner Kirsch	10	5-10	170	OL / LB
11	11	Blain Thomas	11	5-10	160	WR / DB	58	58	Ares Adkins	11	5-7	190	OL / DL
12	12	Eli McDurmon	12	6-2	180	WR / DB	59	59	Tyler Martin	12	6-2	190	OL / LB
13	13	Luke McDurmon	11	6-1	160	QB / WR	60	60	Carter Schmitt	10	5-9	210	OL / DL
14	14	Calvin Stratman	12	5-9	170	RB / DB	61	61	Jon Davidson	11	6-0	240	OL / DL
15	15	Connor Epley	10	5-11	180	QB / DB	62	62	Collin Maurer	12	5-10	195	OL / DL
16	16	Isaac Goebel	11	6-0	150	WR / DB	63	63	Nicholas Boots	12	6-1	215	OL / DL
17	17	Mason Wunderlich	11	6-5	200	QB / DB	64	64	James Bohleber	10	5-10	160	OL / DL
18	18	J.T. Mayer	12	6-0	180	WR / DB	65	65	Aiden Waller	10	6-3	225	OL / DL
19	19	Ethan Stolz	11	6-1	170	WR / DB	66	66	Mason Hinman	10	5-9	185	OL / DL
20	20	Connor Wiley	11	5-9	190	RB / LB	67	67	Briggs Miller	11	5-10	220	OL / DL
21	21	Tanner Halbig	10	5-10	145	WR / DB	68	68	Will Carter	12	6-2	265	OL / DL
22	22	Drew Martin	11	5-10	165	WR / DB	70	70	Brent Katowitz	10	5-9	210	OL / DL
23	23	Jay Schiff	12	6-2	185	WR / DE	71	71	Owen Bullock	10	5-7	200	OL / DL
24	24	Wyatt Stratman	10	5-11	170	RB / LB	72	72	Ethan Money	11	6-5	240	OL / DL
25	25	Joey Pierre	11	5-8	175	RB / LB	73	73	Isaac Mayer	11	6-2	200	OL / TE
26	26	Spencer Turner	10	5-10	170	RB / LB	74	74	Austin Vanover	11	6-0	215	OL / DL
27	27	Logan Wible	11	5-9	155	WR / DB	75	75	Cody Wells	11	6-2	215	OL / DL
28	28	Aiden Scheu	10	6-0	170	WR / LB	76	76	Chris Martin	11	6-1	220	OL / DL
30	30	Zayon Smith	10	5-5	130	WR / DB	77	77	Mason Eickhoff	12	5-11	180	OL / DL
31	31	Preston Will	10	6-0	180	RB / LB	78	78	Brett Wilkey	10	6-3	240	OL / DL
32	32	J.T. Sinnett	10	5-9	150	RB / LB	80	80	Landon Elpers	12	6-1	195	WR / DB
33	33	Tyler Sitzman	11	5-7	160	RB / LB	81	81	Hunter May	10	5-7	160	WR / LB
34	34	Luke Schimmell	10	6-1	165	WR / DE	84	84	Drew Lannert	11	6-1	165	WR / DB
35	35	Cole Like	10	5-11	160	WR / LB	85	85	Cooper Darr	11	6-2	175	WR / DE
36	36	Jack Helfrich	10	6-0	165	WR / DB	87	87	Ben Taylor	11	5-10	165	WR / DB
37	37	Caleb Kunkler	10	5-11	175	RB / LB	88	88	Kyle Sandwell	11	6-0	165	WR / DB
38	38	Will Goebel	10	6-1	160	WR / DB	89	89	Tyler Vanover	10	5-10	145	WR / DB
40	40	Mitchell Adler	11	6-0	180	RB / LB							
41	41	Aiden O'Brian	10	5-7	135	WR / DB							
42	42	Hunter Broyles	11	6-2	180	WR / DE							
45	45	Nathan Koressel	12	5-9	150	WR / DB							

Evansville Mater Dei Wildcats

Class 2A



Team Statistics

	Mater Dei	Opponents
Total Points / Points Per Game	394 / 28.1	202 / 14.4
First Downs / Per Game	209 / 14.9	147 / 10.5
Rushing Yards / Per Game	1912 / 136.6	1643 / 117.4
Passing Yards / Per Game	2502 / 178.7	1305 / 93.2
Total Yards / Per Game	4414 / 315.3	2948 / 210.6
Fumbles Recovered By	9	4
Intercepted By	11	9
Total Punts / Average	35 / 37.3	60 / 31.8
Penalties / Yards	72 / 613	66 / 596

Individual Statistics

Scoring	G	TD	1-Pt.	2-Pt.	FG	TP	PPG
10 Bryce Humphrey	14	13	0	0	0	78	5.6
12 Eli McDurmon	14	13	0	0	0	78	5.6
25 Joey Pierre	14	10	0	1	0	62	4.3
33 Tyler Sitzman	14	0	50	0	3	59	4.2
19 Ethan Stolz	14	6	0	0	0	36	2.6

Rushing	G	Att.	Yds.	TD	YPG	YPC	Long
25 Joey Pierre	14	244	1222	10	87.3	5.0	55
10 Bryce Humphrey	14	68	241	7	17.2	3.5	29
24 Wyatt Stratman	6	14	120	0	20.0	8.6	33
14 Calvin Stratman	6	24	111	1	18.5	4.6	21

Passing	G	Comp.	Att.	Int.	TD	Yds.	YPG
17 Mason Wunderlich	14	169	312	9	28	2470	176.4

Receiving	G	Rec.	Yds.	TD	YPG	YPC	Long
12 Eli McDurmon	14	62	1037	12	74.1	16.7	63
10 Bryce Humphrey	14	35	450	6	32.1	12.9	60
19 Ethan Stolz	14	28	398	6	28.4	14.2	36
22 Drew Martin	13	15	345	2	26.5	23.0	72
13 Luke McDurmon	11	7	117	1	10.6	16.7	37

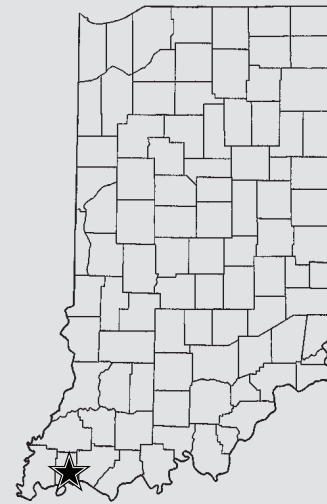
Defense	G	Tackles	For Loss	Sacks	INT	FF	FR
59 Tyler Martin	14	145	20	4	0	1	2
63 Nicholas Boots	14	99	16.5	6	0	1	0
9 Pierce Wolters	14	96	13	4	1	1	0
50 James Ralph	14	94	32.5	7	0	2	1
40 Mitchell Adler	14	91	8.5	1.5	0	1	1
52 Clay Martin	14	88	13.5	2	0	1	2

State Finals History

State Champion: **(1)** 2000 (2A)
 State Runner-Up: **(4)** 1994 (2A), 2001 (2A), 2011 (2A), 2014 (2A)
 Appearances: **(6)** 1994 (2A), 2000 (2A), 2001 (2A), 2011 (2A), 2014 (2A), 2021 (2A)



Mike Goebel
 Head Coach
 248-78 (25th year)
 248-78 (25th year overall)



Team Facts

City/Town: Evansville
 County: Vanderburgh
 Superintendent: Daryl Hagan
 Principal: Darin Knight
 Athletic Director: Joe Herrmann
 Asst. Athletic Director: Toni Wallace
 Head Coach: Mike Goebel
 Asst. Coaches: Darin Knight (Asst. HC), Cody Hess, Joe Phelps, Tom Johnson, Steve Ricketts, Jordan Phelps, Nolan Goebel, Eric Wildeman, Nathan Wright, JD Wargel, Carl Voegel, Alex Weinzapfel, Jeff Jewell, Nick Soellner, Josh Rice, Ethan Schnur, Nathan Wildeman, Ron Kane, Cole Happe, Matt Coudret, Adam Wilmes, Danny Martin, Luke Neitzke, Easton Ricketts
 Student Managers: Cole Knapp, Joe Crowe
 Offensive Formation: Spread
 Defensive Formation: 4-2
 Colors: Red and Gold
 Conference: Southern Indiana Athletic
 Enrollment: 496
 Last Year's W-L Record: 9-5
 @materdeisports

Season Results (12-2)

8/20 Evansville Central W 24-14
 8/27 at Castle (Overtime) W 21-14
 9/3 Vincennes Lincoln W 31-7
 9/10 at Evansville Memorial L 15-29
 9/17 Jasper L 13-31
 9-24 Evansville North W 21-14
 10/1 at Evansville Bosse W 42-10
 10/8 at Evansville Harrison W 35-7
 10/15 at Evansville Reitz W 21-17

Sectional

10/22 Forest Park W 35-6
 10/29 at Linton-Stockton W 28-27
 11/5 North Posey W 42-13

Regional

11/12 Triton Central W 42-7

Semi-State

11/19 Indpls Sececina W 23-7

DEPTH CHART Please list your two-deeps at each position.

Offense

Pos.	No.	Name	
C	#55	Cole Wilson	#52 Clay Martin
RG	#63	Nicholas Boots	#54 Dane Wilson
LG	#68	Will Carter	#61 Jon Davidson
RT	#53	Ethan Goodin	#50 James Ralph
LT	#74	Austin Vanover	#78 Brett Wilkey
WR	#10	Bryce Humphrey	#87 Owen Wunderlich
WR	#22	Drew Martin	#13 Luke McDurmon
WR	#19	Ethan Stolz	# 86 Ben Taylor
WR	#12	Eli McDurmon	#16 Isaac Goebel
RB	#25	Joey Pierre	#14 Calvin Stratman
QB	#17	Mason Wunderlich	#13 Luke McDurmon

Defense

Pos.	No.	Name	
DE	#52	Clay Martin	#77 Mason Eickhoff
DE	#85	Cooper Darr	#74 Austin Vanover
DT	#50	James Ralph	#72 Ethan Money
DT	#63	Nicholas Boots	#65 Aiden Waller
LB	#59	Tyler Martin	#14 Calvin Stratman
LB	#9	Pierce Wolters	#28 Aiden Scheu
LB	#40	Mitch Adler	#20 Conner Wiley
DB	#18	JT Mayer	#12 Eli McDurmon
DB	#10	Bryce Humphrey	#22 Drew Martin
DB	#25	Joey Pierre	#6 Luke Burgdorf
DB	#26	Spencer Turner	#24 Wyatt Stratman

Specialists

Pos.	No.	Name
Punter	#12	Eli McDurmon
	#13	Luke McDurmon
Placekicker	#33	Tyler Sitzman
	#4	Nathan VanBibber
Kickoffs	#47	Camden Marx
	#33	Tyler Sitzman
Long Snapper	#53	Ethan Goodin
	#55	Cole Wilson
Holder	#13	Luke McDurmon
	#12	Eli McDurmon
Punt Returns	#12	Eli McDurmon
	#10	Bryce Humphrey
Kick Returns	#12	Eli McDurmon
	#10	Bryce Humphrey

HEAD COACH PROFILE

Name: Mike Goebel

Age: 69

Spouse's Name: Melanie

Years Married: 8

Children's Names, Ages: Zachary 'Bo', Mackenzie

Current Occupation, Employer: Teacher, Mater Dei

No. of Yrs.: 45 years

If a teacher, what subjects and grades do you teach: US History, Government, Grades 11, 12

Education

High School Attended, Year Graduated: Mater Dei, 1970

College Attended, Year Graduated: USI, 1974, BS-Area Social Studies

ISU, 1978, MS History

Athletic Participation

Sport	High School Years (ie: 1972, 73)
Football	1966-69
Wrestling	1966-70

Coaching Experience (Football Only)

Years as Varsity Head Coach at Current School (ie: 5 years):	25
Actual Years as Varsity Head Coach at Current School:	1997-2021
Record as Varsity Head Coach at Current School:	248-78
Overall Varsity Head Coaching Record:	248-78
Do you coach any other sports at your school?	Coached Wrestling for 29 years, 12 IHSAA State Championships

Please list below where you've coached during your career starting with your current position:

School	Head / Asst.	No. of Years (ie: 5)	Actual Years (ie: 1992-present)
Mater Dei	Head	25	1997-Present
Mater Dei	Asst	20	1978-1997
Castle	Asst	1	1977
Mater Dei	Asst	3	1974-1976

Tournament Championships (As the Varsity Head Coach, list years your team won):

Sectional:	1997,1998,1999,2000,2001,2006,2009,2010,2011,2012,2014,2015,2016,2019,2020,2021
Regional:	1999,2000,2001,2006,2010,2011,2012,2014,2020,2021
Semi-State:	2000,2001,2011,2014,2021
State Championship:	2000

Something Interesting About You Personally Or Professionally That People Might Not Know:

Not a well-kept secret, I have outstanding assistant coaches

Coached IHSAA State Champion Teams in the same school year in Football and Wrestling in 2000-01

Serve on Vanderburgh County Council



Brebeuf Jesuit Braves

Class 3A



Lt.	Dk.	Name	Gr.	Ht.	Wt.	Position(s)
2	2	Max Walters	12	5-11	171	WR / DB
3	3	John Sevume	11	5-7	138	WR / DB
4	4	Merrick Macaluso	11	6-3	191	WR / LB
5	5	LeRoy Lewis	10	5-10	168	WR / LB
6	6	Evan Bennett	12	6-0	182	WR / DB
7	7	Clark Sweet	12	5-9	161	WR / DB
8	8	Ryan Joyce	11	6-1	186	WR / LB
9	9	Bryson Buford	11	5-10	163	WR / DB
10	10	Ryan Kersteff	12	6-0	165	P / K
11	11	Nolan Buckman	11	5-10	184	QB / DB
12	12	Alex Haney	12	5-10	184	RB / DB
13	13	Anthony Annee	12	6-0	178	WR / FS
14	14	Wakem Wells	10	5-8	142	WR / DB
16	16	Maverick Geske	9	5-8	151	QB
17	17	Lucky Deignan	12	6-0	186	WR / CB
18	18	Landon Penca	10	5-7	132	WR / DB
19	19	Finn Scroggins	9	5-10	144	QB / DB
20	20	Devin McIlwain	11	6-0	162	WR / DB
21	21	Collier Payne	10	5-9	156	WR / DB
22	22	Jack Maiers	11	5-11	166	WR / DB
23	23	Jeremiah Jackson	12	5-10	186	RB / LB
24	24	Makel Bailey	11	5-10	181	WR / DB
25	25	CJ Harris	9	5-6	144	RB / DB
26	26	Javawn Brooks	10	5-11	159	WR / LB
27	27	Phillip Jones	9	5-10	124	WR / DB
28	28	Deuce Williams	10	5-10	141	WR / DB
29	29	Jackson Rinebold	10	5-10	163	WR / DB
32	32	Quinn Koch	10	5-10	153	WR / DB
33	33	Chase Johnson	10	5-10	186	QB / LB
34	34	Cole Williams	11	5-11	197	RB / LB
35	35	Alex Ash	10	5-8	134	WR / DB
36	36	Charley Kersey	10	6-1	191	WR / LB
37	37	Stryker Swenson	10	5-10	162	WR / DB
38	38	Steven Neese	9	5-9	157	TE / LB
39	39	Mason Smith	9	5-8	138	WR / DB
40	40	Jay Hmurovich	9	5-11	144	WR / DB
41	41	Charlie Esposito	9	5-10	163	TE / LB
42	42	JoshBingman	9	5-10	140	WR / LB
43	43	Mark Douthit	9	5-9	158	WR / DB
44	44	Michael Irk	12	6-1	188	WR / LB
45	45	Nick Passarelli	10	5-7	141	QB / DB
46	46	Kamal Taylor	9	5-7	118	WR / DB
47	47	Nigel Dix	9	5-5	101	WR / DB
48	48	Kyle Conner	9	5-6	112	WR / DB
49	49	Evan Mathis	9	5-7	130	WR / DB
50	50	Conway Zhang	11	6-0	265	OL / DL
51	51	Mide Osuntokun	12	6-3	264	OL / DL
52	52	Jack Steinkamp	12	6-1	219	OL / DL
53	53	Garrett Reamer	12	5-8	164	OL / DL
54	54	Joe Strickland	12	6-4	256	OL / DL
55	55	Jayden Childers	12	6-2	223	WR / DL
56	56	Aiden Clinton	12	6-3	193	OL / DL
57	57	Jaiden Hughes	12	6-1	215	OL / DL
58	58	James Clark	9	6-2	223	OL / DL
59	59	Jameson Culp	9	6-1	263	OL / DL
60	60	Cohan Sanders	9	6-1	170	OL / DL
61	61	Noah Bogle	10	5-10	237	OL / DL
63	63	Andrew Spolyar	12	6-0	193	OL / DL
64	64	Cian McClamroch	9	5-7	208	OL / DL
65	65	Jaden Curtis	9	5-7	261	OL / DL
67	67	PJ Schaefer	9	5-10	211	OL / DL
71	71	Peyton Cummings	10	6-0	200	OL / DL
72	72	Will Klarquist	10	5-11	204	OL / DL
73	73	Aiden Cummings	10	6-0	191	OL / DL
74	74	Logan Petrie	11	5-11	255	OL / DL
75	75	Aiden Holtzapple	10	5-11	226	OL / DL
80	80	Taylor Clark	9	5-11	151	WR / DB
81	81	Colby Lindeman	9	5-7	136	WR / DB
82	82	Braylen Bowling	9	5-10	161	WR / LB
83	83	Sully Meyer	12	6-4	186	WR / DB
84	84	Jaren Bowling	11	6-4	212	WR / LB
85	85	Jack Terlisner	11	5-10	156	WR / DB
86	86	Aidan Koch	12	5-8	150	WR / DB
87	87	Erich Peters	11	5-9	158	WR / DB
88	88	Rob Tuttle	12	5-11	166	WR / DB
89	89	Dylan Wells	10	5-10	146	WR / DB
90	90	Henry Copher	12	5-11	154	P / K
91	91	Roman Kopel	9	6-0	161	WR / LB
92	92	Max Busby	9	6-0	174	WR / LB
93	93	Luke Alberts	9	5-8	132	WR / LB
94	94	Finn Walters	11	6-4	214	WB / LB
95	95	Trey Edwards	9	5-9	163	WR / LB
96	96	Teddy Potts	10	5-8	138	P / K
97	97	Finn Crist	10	5-7	124	P / K
98	98	Thomas Gonzalez	10	5-11	178	P / K
99	99	Teddy Coons	9	5-10	148	TE / LB
Lt.	Dk.	Name	Gr.	Ht.	Wt.	Position(s)

Brebeuf Jesuit Braves

Class 3A



Team Statistics

	Brebeuf	Opponents
Total Points / Points Per Game	- / 32.1	- / 15.9
First Downs / Per Game	- / 16.6	- / 13.6
Rushing Yards / Per Game	- / 115.7	- / 124.2
Passing Yards / Per Game	- / 243.8	- / 119.7
Total Yards / Per Game	- / 359.5	- / 243.9
Fumbles Recovered By	7	6
Intercepted By	17	12
Total Punts / Average	43 / 35.6	60 / 32.6
Penalties / Yards	89 / 791	75 / 577

Individual Statistics

Scoring	G	TD	1-Pt.	2-Pt.	FG	TP	PPG
13 Anthony Annee	14	22	0	0	0	132	9.4
2 Max Walters	14	16	0	0	0	96	6.9
10 Ryan Kersteff	13	0	46	0	7	67	5.2
22 Jack Maiers	14	8	0	0	0	48	3.4
86 Rob Tuttle	14	4	0	1	0	26	1.9

Rushing	G	Att.	Yds.	TD	YPG	YPC	Long
22 Jack Maiers	14	108	626	8	44.7	5.8	72
7 Clark Sweet	14	98	485	2	34.6	4.9	47
11 Nolan Buckman	13	52	149	2	11.5	2.9	24
12 Alex Haney	5	34	92	1	18.4	2.7	13
13 Anthony Annee	3	31	106	2	35.3	3.4	26

Passing	G	Comp.	Att.	Int.	TD	Yds.	YPG
11 Nolan Buckman	13	203	351	11	37	2993	230.2
13 Anthony Annee	2	10	16	0	2	212	106.0
16 Maverick Geske	7	15	29	2	0	130	18.6

Receiving	G	Rec.	Yds.	TD	YPG	YPC	Long
2 Max Walters	14	84	1298	16	92.7	15.5	84
13 Anthony Annee	14	66	1128	20	80.6	17.1	84
86 Rob Tuttle	14	13	318	4	22.7	24.5	67
83 Sully Meyer	14	10	167	2	11.9	16.7	30
84 Jaren Bowling	14	15	94	0	6.7	6.3	18

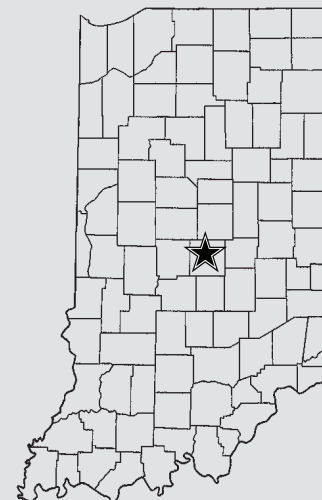
Defense	G	Tackles	For Loss	Sacks	INT	FF	FR
34 Cole Williams	14	92	7	1	1	0	0
23 Jeremiah Jackson	14	81	12.5	1	0	0	0
55 Jayden Childers	14	80	13	2	0	4	1
94 Finn Walters	14	73	5	3	1	0	0
54 Joe Strickland	14	54	13	8	0	0	2
8 Ryan Joyce	14	48	7	3	3	0	2

State Finals History

State Runner-Up: **(2)** 2013 (3A), 2017 (3A)
 Appearances: **(3)** 2013 (3A), 2017 (3A), 2021 (3A)



Matt Geske
 Head Coach
 17-7 (2nd year)
 17-7 (2nd year overall)



Team Facts

City/Town: Indianapolis
 County: Marion
 President: Father Bill Verbryke, S. J.
 Principal: Greg VanSlambrook
 Athletic Director: Ted Hampton
 Asst. Athletic Director: Jake Weinstein
 Athletic Trainers: Patrick Miller, Dave Jessup
 Head Coach: Matt Geske
 Asst. Coaches: Everett Blackmon, Joel Clem, Ben Jones, Kyle Koehne, Max Kucer, LeRoy Lewis, Bill Saum, Mike Szymusiak, Brad Weinstein, Jake Weinstein, Otis Wiley
 Student Managers: Peyton Deets, Joe Kahi, Alaina Miller, Riley Morris, Rowan O'Connor
 Offensive Formation: Multiple
 Defensive Formation: Multiple
 Colors: Maroon and Gold
 Conference: Circle City
 Enrollment: 843
 Last Year's W-L Record: 5-5
 @BrebeufSports

Season Results (12-2)

8/20 at Indpls. Bishop Chatard W 24-19
 8/27 New Palestine W 38-14
 9/3 at Indpls. Cardinal Ritter W 40-6
 9/10 Guerin Catholic W 42-14
 9/17 Culver Military Academy W 41-13
 9/24 Roncalli L 28-10
 10/1 Terre Haute South W 33-7
 10/8 Indpls. Cathedral L 45-21
 10/15 Terre Haute North W 44-13

Sectional

10/22 West Lafayette W 24-14
 10/29 at North Montgomery W 35-8
 11/5 Western Boone W 42-17

Regional

11/12 at Norwell W 38-9

Semi-State

11/19 at Mishawaka Marian W 17-16

DEPTH CHART Please list your two-deeps at each position.

Offense

Pos.	No.	Name
QB	11	Nolan Buckman
QB	16	Maverick Geske
RB	22	Jack Maiers
RB	7	Clark Sweet
X	83	Sully Meyer
X	5	LeRoy Lewis
Z	13	Anthony Annee
Z	88	Robert Tuttle
H	2	Max Walters
H	14	Wakem Wells
Y	84	Jaren Bowling
Y	4	Merrick Macaluso
LT	54	Joe Strickland
LT	55	Jayden Childers
LG	74	Logan Petrie
LG	50	Conway Zhang
C	52	Jack Steinkamp
C	63	Andrew Spolyar
RG	51	Mide Osuntokun
RG	53	Garrett Reamer
RT	56	Aiden Clinton
RT	57	Jaiden Hughes

Specialists

Pos.	No.	Name
Punter	10	Ryan Kersteff
Placekicker	10	Ryan Kerseff
Kickoffs	10	Ryan Kersteff
Long Snapper	8	Ryan Joyce
Holder	2	Max Walters
Punt Returns	13	Anthony Annee
Kickoff Returns	13/2	Anthony Annee/Max Walters

Defense

Pos.	No.	Name
DT	54	Joe Strickland
DT	61	Noah Bogle
Nose	50	Logan Petrie
Nose	74	Logan Petrie
DT	55	Jayden Childers
DT	56	Aiden Clinton
OLB	23	Jeremiah Jackson
OLB	5	LeRoy Lewis
ILB	94	Finn Walters
ILB	84	Jaren Bowling
MLB	34	Cole Williams
MLB	36	Charlie Kersey
ILB	44	Michael Irk
ILB	4	Merrick Macaluso
OLB	8	Ryan Joyce
OLB	26	Javawn Brooks
CB	9	Bryson Buford
CB	7	Clark Sweet
F/S	88	Robert Tuttle
F/S	13	Anthony Annee
CB	20	Devin McIlwain
CB	21	Collier Payne

HEAD COACH PROFILE

Name: Matt Geske
Age: 45
Spouse's Name: Amanda Geske
Years Married: 19
Children's Names, Ages: Ava 18 and Maverick 14
Current Occupation, Employer: CEO TP Holdings
No. of Yrs.: 6
If a teacher, what subjects and grades do you teach:

Education

High School Attended, Year Graduated: Benjamin Franklin (Portland, OR) 1994
College Attended, Year Graduated: Portland State 1999
Degree(s) / Major: Social Science

Athletic Participation

Sport	High School Years (ie: 1972, 73)	College Years (ie: 1976, 77)
Football	1991-94	1994-99
Baseball	1991-94	
Track & Field	1991-94	

As a high school or college player, have you ever competed in a State or National Championship Event in any sport? If yes, please give details:

No

Coaching Experience (Football Only)

Years as Varsity Head Coach at Current School (ie: 5 years): 2 years
Actual Years as Varsity Head Coach at Current School (ie: 1996-2000): 2020-21
Record as Varsity Head Coach at Current School: 17-7
Overall Varsity Head Coaching Record: 17-7
Do you coach any other sports at your school? No

Please list below where you've coached during your career starting with your current position:

School	Head / Asst.	No. of Years (ie: 5)	Actual Years (ie: 1992-present)
Brebeuf Jesuit Preparatory School		2	2020-21
Zionsville High School		5	2015-19
Lake Oswego High School (OR)		6	2005-10
Oregon City High School		1	2004-05
Lewis & Clark College		1	2003-04
Tigard High School		5	1999-2003

Tournament Championships (As the Varsity Head Coach, list years your team won):

Sectional: 2021
Regional: 2021
Semi-State: 2021
State Championship:

Something Interesting About You Personally Or Professionally That People Might Not Know:

Played for and coached with my father, Frank Geske, who will be competing in the 2021 4A Oregon State Championship.



Gibson Southern Titans

Class 3A



Lt.	Dk.	Name	Gr.	Ht.	Wt.	Position(s)
2	2	Sean DeLong	10	5-11	180	RB
3	3	Peyton Rogers	12	5-10	185	DB
4	4	Tristen Boyd	11	5-11	165	DB
5	5	Logan Maurer	12	5-11	180	LB
6	6	Michael Herren	10	5-11	165	WR
7	7	Ben Luttrell	12	6-2	215	DL
8	8	Drew Foster	12	6-0	170	DB
9	9	Cole McKee	11	6-0	165	WR
10	10	Tanner Boyd	10	6-0	165	QB
11	11	Brayden Malone	12	5-9	165	WR / DB
12	12	Mason Scheller	10	6-1	165	DB
13	13	Adrean Lukeman	12	6-3	210	RB / LB
14	14	Isaac O'Neal	11	6-3	175	WR
15	15	Noah Bryant	12	6-0	175	DB
16	16	Mitchell Morris	12	5-10	160	WR
17	17	Cole Jones	12	5-11	170	LB
18	18	Brady Allen	12	6-5	215	QB
19	19	Zach Butler	11	6-0	185	WR
20	20	Macade Chandler	11	5-10	155	DB
22	22	Gabe Bryant	10	6-0	165	DB
23	23	Jake Foster	10	5-11	150	DB
25	25	TJ Lewis	11	6-0	180	LB
26	26	Devan Roberts	11	5-11	175	RB
27	27	Chris Spear	12	5-7	145	K
28	28	DJ Roberts	12	6-0	180	LB
30	30	Luke Foster	11	5-9	170	LB
31	31	Lucas Emery	10	5-8	145	WR
32	32	Daxton Cieslinski	12	5-10	180	DL
33	33	Baker Calvert	10	6-0	155	WR
35	35	Jack Rose	10	5-11	165	LB
36	36	Brock Fauquher	11	5-11	175	DL
40	40	Aidan Barrett	12	5-11	185	LB
41	41	Ethan Ziliak	11	5-11	195	DL
42	42	Beau Rose	9	6-0	170	RB / LB

Lt.	Dk.	Name	Gr.	Ht.	Wt.	Position(s)
43	43	Levi Dickerson	12	6-2	215	LB
50	50	Tye Whittedge	11	5-11	205	DL
51	51	Teagan Baker	10	5-11	180	OL
52	52	Kollin Martin	12	6-1	230	DL
54	54	Deven Burger	10	5-11	170	OL
55	55	Jackson Redding	11	6-2	195	DL
56	56	Jackson Adams	10	6-3	210	OL
57	57	Avery Adams	10	5-11	215	DL
58	58	Zach Rose	11	6-3	215	OL
60	60	Nicholas Agee	10	5-9	165	OL
63	63	Cade Virgin	12	6-4	290	OL / DL
64	64	Brayten Reinhart	10	6-3	210	DL
65	65	Shane Marsh	10	6-0	165	OL
66	66	Ryan Holzmeyer	12	6-1	235	OL
70	70	Freddy Toth	12	6-3	270	OL
71	71	Garrett Heldt	11	6-4	200	DL
72	72	Sloan Cox	12	6-2	250	OL / DL
73	73	Jacob Kempf	12	6-0	235	DL
74	74	Kevin Ruff	10	6-1	200	DL
78	78	Jacob Bales	11	6-3	275	OL
80	80	Rory Heltsley	12	6-4	200	WR
81	81	Kaden Hurless	12	6-1	180	WR
85	85	Ian Rexing	10	6-5	180	WR
87	87	Maxx Wilson	10	6-2	165	WR
		Elijah Brown	9	6-2	225	OL
		Liam Bryant	9	6-2	175	QB
		Cam Novotny	9	6-2	160	WR / K
		Seth Parsons	9	6-1	170	WR

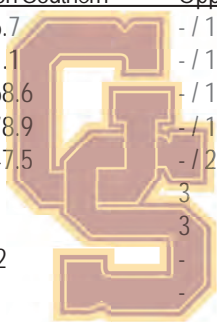
Gibson Southern Titans

Class 3A



Team Statistics

	Gibson Southern	Opponents
Total Points / Points Per Game	- / 46.7	- / 14.5
First Downs / Per Game	- / 21.1	- / 12.4
Rushing Yards / Per Game	- / 168.6	- / 106.1
Passing Yards / Per Game	- / 278.9	- / 117.1
Total Yards / Per Game	- / 447.5	- / 223.2
Fumbles Recovered By	11	3
Intercepted By	8	3
Total Punts / Average	16/32	-
Penalties / Yards	-	-



Individual Statistics

Scoring	G	TD	1-Pt.	2-Pt.	FG	TP	PPG
80 Rory Heltsley	14	22	0	0	0	132	9.4
27 Chris Spear	14	0	75	0	4	87	6.2
13 Adrean Lukeman	13	13	0	3	0	84	6.5
2 Sean DeLong	14	12	0	0	0	72	5.1
11 Brayden Malone	14	10	0	0	0	60	4.3

Rushing	G	Att.	Yds.	TD	YPG	YPC	Long
2 Sean DeLong	14	113	826	9	59	7.3	-
13 Adrean Lukeman	13	62	431	9	33.2	7	-
26 Devan Roberts	10	39	362	5	36.2	9.3	-
10 Tanner Boyd	10	32	357	1	35.7	11.1	-
18 Brady Allen	14	68	260	6	18.6	3.8	-

Passing	G	Comp.	Att.	Int.	TD	Yds.	YPG
18 Brady Allen	14	235	333	3	53	3855	275.3
10 Tanner Boyd	10	4	4	0	1	49	4.9

Receiving	G	Rec.	Yds.	TD	YPG	YPC	Long
80 Rory Heltsley	14	86	1533	21	109.5	17.8	-
11 Brayden Malone	14	37	638	9	45.6	17.2	-
81 Kaden Hurless	14	26	480	8	34.2	18.4	-
2 Sean DeLong	14	30	406	3	29	13.5	-
9 Cole McKee	7	27	362	3	51.7	13.4	-

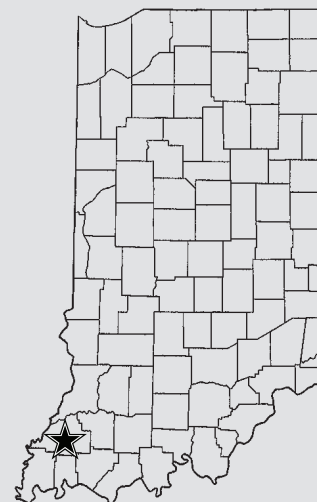
Defense	G	Tackles	For Loss	Sacks	INT	FF	FR
43 Levi Dickerson	14	149	21	5	0	2	2
13 Adrean Lukeman	13	74	4	1	1	0	0
3 Peyton Rogers	14	66	3	0	0	1	2
5 Logan Maurer	14	62	6	0	0	0	0
50 Tye Whitledge	13	53	21	5	0	0	0
7 Ben Luttrell	14	51	20	6	0	0	2

State Finals History

First Appearance



Nick Hart
Head Coach
104-20 (10th year)
104-20 (10th year overall)



Team Facts

City/Town: Fort Branch
County: Gibson
Superintendent: Dr. Stacey Humbaugh
Principal: Jon Adams
Athletic Director: Nick Hart
Asst. Athletic Director: Mark Rohrer
Athletic Trainer: Brett Hirt
Head Coach: Nick Hart
Asst. Coaches: Trevor West, Brian Snow, Jeff Long, Daren Harmon, Kevin Gengelbach, Darren Peach, Cary Maurer, Isaac Sellers, Tony Butler, Dan Deer, Nick Sellers, Caleb Sellers, Jeff Sellers, Zach Pullum, Chandler McKee, Devin Mills, Trace Matsel
Offensive Formation: Spread
Defensive Formation: 4-3
Colors: Maroon, Gold, and White
Conference: Pocket Athletic
Enrollment: 716
Last Year's W-L Record: 7-4
[@GSTitans1](#)

Season Results (13-1)

8/20 Columbus North W 43-20
8/27 at New Albany W 63-24
9/3 at Washington W 68-6
9/10 at South Warren (KY) L 42-7
9/17 Southridge W 63-9
9/24 Heritage Hills W 42-3
10/1 at Mt. Vernon (Posey) W 54-6
10/8 at Princeton W 55-7
10/15 Boonville W 37-6

Sectional

10/22 at Mt. Vernon (Posey) W 49-16
10/29 Salem W 56-21
11/5 Heritage Hills W 42-7

Regional

11/13 Lawrenceburg W 31-29

Semi-State

11/20 at Tri-West Hendricks W 44-7

DEPTH CHART Please list your two-deeps at each position.**Offense**

Pos.	No.	Name
QB	18	Brady Allen
QB	10	Tanner Boyd
C	66	Ryan Holzmeyer
C	73	Jacob Kempf
G	78	Jacob Bales
G	58	Zach Rose
G	72	Sloan Cox
G	58	Zach Rose
T	63	Cade Virgin
T	78	Jacob Bales
T	70	Freddy Toth
T	78	Jacob Bales
RB	2	Sean DeLong
RB	13	Adrean Lukeman
WR	80	Rory Heltsley
WR	19	Zach Butler
WR	81	Kaden Hurless
WR	3	Peyton Rogers
WR	14	Isaac O'Neal
WR	15	Noah Bryant
WR	11	Brayden Malone
WR	6	Michael Herren

Specialists

Pos.	No.	Name
Punter	81	Kaden Hurless
	49	Cam Novotny
Placekicker	27	Chris Spear
	49	Cam Novotny
Kickoffs	27	Chris Spear
	49	Cam Novotny
Long Snapper	66	Ryan Holzmeyer
	41	Ethan Ziliak
Holder	8	Drew Foster
	11	Brayden Malone
Punt Returns	11	Brayden Malone
	15	Noah Bryant
Kickoff Returns	11	Brayden Malone
	6	Michael Herren

Defense

Pos.	No.	Name
DE	40	Aidan Barrett
DE	36	Brock Fauquher
DT	50	Tye Whittedge
DT	72	Sloan Cox
DT	73	Jacob Kempf
DT	63	Cade Virgin
DE	7	Ben Luttrell
DE	41	Ethan Ziliak
C	8	Drew Foster
C	20	Macade Chandler
LB	5	Logan Maurer
LB	17	Cole Jones
LB	43	Levi Dickerson
LB	28	DJ Roberts
LB	13	Adrean Lukeman
LB	30	Luke Foster
C	11	Brayden Malone
C	4	Tristan Boyd
S	15	Noah Bryant
S	80	Rory Heltsley
S	3	Peyton Rogers
S	12	Mason Scheller

HEAD COACH PROFILE

Name: Nick Hart

Age: 36

Spouse's Name: Christy Hart

Years Married: 5

Children's Names, Ages: Son: Brady, 3 years , Daughter: Riley, 7 months

Current Occupation, Employer: Athletic Director, Gibson Southern High School

No. of Yes.:

If a teacher, what subjects and grades do you teach:

Education

High School Attended, Year Graduated: Evansville F. J. Reitz, 2004

College Attended, Year Graduated: University of Southern Indiana, 2012

Degree(s) / Major: Kinesiology

Athletic Participation

Sport	High School Years (ie: 1972, 73)	College Years (ie: 1976, 77)
Football	2000-2003	2004, 05
Baseball	2001-2002	
Basketball	2000-2004	

As a high school or college player, have you ever competed in a State or National Championship Event in any sport? If yes, please give details:

No

Coaching Experience (Football Only)

Years as Varsity Head Coach at Current School (ie: 5 years): 10 Years

Actual Years as Varsity Head Coach at Current School (ie: 1996-2000): 10 Years

Record as Varsity Head Coach at Current School: 104-20

Overall Varsity Head Coaching Record: 104-20

Do you coach any other sports at your school? No

Please list below where you've coached during your career starting with your current position:

School	Head / Asst.	No. of Years (ie: 5)	Actual Years (ie: 1992-present)
Gibson Southern	Head	10 years	2011- present

Tournament Championships (As the Varsity Head Coach, list years your team won):

Sectional: 2012, 2013, 2015, 2021

Regional: 2012, 2013, 2015, 2021

Semi-State: 2021

State Championship:

Something Interesting About You Personally Or Professionally That People Might Not Know:



Northridge Raiders

Class 4A



Lt.	Dk.	Name	Gr.	Ht.	Wt.	Position(s)
1	1	Peyton Shook	12	6-2	215	RB / ILB
2	2	Ridge Howard	12	6-2	200	RB / ILB
3	3	Landon Troyer	10	5-8	165	RB / ILB
4	4	Matthew Rutledge	12	6-0	175	WR / DB
5	5	Clint Walker	12	6-3	215	TE / OLB
6	6	Jackson Bontrager	11	6-1	190	TE / OLB
7	7	Micah Hochstetler	12	5-11	180	QB / ILB
8	8	Tyrese Thomas	11	5-10	160	WR / DB
9	9	Conner Roth	10	6-3	185	QB / DB
10	10	Brock Reschly	12	6-2	175	WR / DB
11	11	Jethro Hochstetler	11	6-2	180	WR / DB
12	12	Bradly Borsodi	10	5-11	130	WR / DB
13	13	Judah Hochstetler	9	5-6	125	WR / DB
14	14	Brayden Maxey	12	6-4	185	WR / DB
15	15	Cam Hooley	10	5-9	185	QB / ILB
17	17	Chasety Clark	10	6-2	165	WR / DB
18	18	Qade Carrington	11	6-2	180	QB / OLB
20	20	Tyler Gordon	12	5-10	160	WR / DB
21	21	Harrison Kauffman	11	5-11	160	RB / DB
22	22	Kade Sainz	11	6-2	150	WR / DB
23	23	Collin Heynis	11	5-4	145	RB / OLB
24	24	Tagg Gott	11	6-0	195	RB / OLB
25	25	Jaiden Medina	11	5-9	165	RB / DB
26	26	Graysen Beasley	10	5-7	130	WR / DB
27	27	Mason Mast	10	6-2	150	WR / DB
28	28	Austin Parks	9	5-4	115	RB / LB
29	29	Evan Gaylor	12	5-11	190	WR / DB
30	30	Andrew Janatello	12	5-10	175	K
31	31	Nathanael Bekhterev	10	5-9	125	RB / ILB
32	32	Scott Aldrich	10	6-0	150	WR / DB
33	33	Eric Jennings	11	6-6	200	TE / DL
34	34	Ricky Lloyd	11	5-11	195	RB / OLB
35	35	Zach Baugh	10	6-1	160	WR / DB
36	36	Kain Holderread	12	5-10	140	RB / DB
40	40	Dylan Ritchie	10	6-0	140	K
42	42	Jacob Beachey	11	6-2	165	WR / DB
44	44	McClain Miller	10	6-2	200	RB / OLB

Lt.	Dk.	Name	Gr.	Ht.	Wt.	Position(s)
46	46	Kaleb Vechera	9	5-11	165	QB / DB
47	47	Elliot Frey	9	5-9	180	RB / LB
50	50	Cohen Lantz	10	6-2	190	OL / DL
51	51	Rafael Garcia	11	5-7	205	OL / DL
52	52	Julian Caudill	12	6-0	220	OL / DL
53	53	Jacob Knowles	10	5-9	195	OL / ILB
54	54	Wyatt Boals	10	6-4	230	OL / DL
55	55	Travis Henke	9	5-11	209	OL / DL
56	56	Beau Bojanich	10	6-1	165	OL / ILB
57	57	Joah Kaehr	10	6-1	190	OL / DL
58	58	Logan Bickel	11	5-10	190	OL / ILB
59	59	Max Petersheim	11	6-2	240	OL / DL
60	60	Aidan Sloop	9	5-10	160	OL / LB
62	62	Brandon Crowder	11	6-0	240	OL / DL
63	63	Carter Kruse	11	5-11	175	OL / DL
64	64	Cannon Templeton	10	5-9	185	OL / DL
65	65	Riley Parmer	12	5-8	240	OL / DL
67	67	Philip Ankrom	11	5-10	190	OL / DL
68	68	Evan Kaehr	12	6-5	260	OL / DL
70	70	Ryan Overholt	10	6-1	200	OL / DL
71	71	Henry Deuel	9	6-1	235	OL / DL
72	72	Brody Streeter	9	6-0	180	OL / DL
74	74	Trenten Jensen	12	6-2	270	OL / DL
77	77	Owen Demeter	10	6-0	280	OL / DL
79	79	Jay Mitschelen	10	6-1	275	OL / DL
83	83	Ty Hazen	10	6-0	140	WR / DB
84	84	Corbin Kollat	10	6-1	165	WR / DB
87	87	Blayne Willis	11	5-11	180	RB / OLB
88	88	Brock Thompson	10	6-3	180	TE / OLB


Northridge Raiders

Class 4A



Team Statistics

	Northridge	Opponents
Total Points / Points Per Game	329 / 24	275 / 20
First Downs / Per Game	245 / 18	170 / 12
Rushing Yards / Per Game	2124 / 152	1873 / 134
Passing Yards / Per Game	1900 / 136	1444 / 103
Total Yards / Per Game	4024 / 287	3317 / 237
Fumbles Recovered By	8	16
Intercepted By	12	11
Total Punts / Average	29 / 32.1	51 / 32.1
Penalties / Yards	92 / 752	108 / 757



Individual Statistics

Scoring	G	TD	1-Pt.	2-Pt.	FG	TP	PPG
24 Tagg Gott	14	15	0	3	0	96	6.9
40 Dylan Ritchie	14	0	35	0	4	47	3.4
22 Kade Sainz	14	7	0	1	0	44	3.1
11 Jethro Hochstetler	14	6	0	0	0	36	2.6
5 Clint Walker	13	4	0	0	0	24	1.8

Rushing	G	Att.	Yds.	TD	YPG	YPC	Long
24 Tagg Gott	14	230	1030	15	74	4.5	31
2 Ridge Howard	14	74	276	1	20	3.7	21
36 Kain Holderread	7	45	224	4	32	5.0	27
1 Peyton Shook	14	28	173	1	6	6.2	21
44 McClain Miller	11	26	165	0	15	6.3	49

Passing	G	Comp.	Att.	Int.	TD	Yds.	YPG
24 Tagg Gott	14	63	127	4	8	1018	73
7 Micah Hochstetler	4	25	44	2	7	351	88
18 Qade Carrington	7	23	44	2	3	338	48

Receiving	G	Rec.	Yds.	TD	YPG	YPC	Long
11 Jethro Hochstetler	14	39	630	6	45	16.2	76
5 Clint Walker	13	37	591	4	45	16.0	62
22 Kade Sainz	14	25	468	7	33	18.7	46
24 Tagg Gott	14	6	57	0	4	9.5	23
1 Peyton Shook	14	5	53	0	4	10.6	14

Defense	G	Tackles	For Loss	Sacks	INT	FF	FR
2 Ridge Howard	14	145	12.5	1	0	2	1
1 Peyton Shook	14	100	7	1	3	0	1
24 Tagg Gott	14	84	11.5	4	1	1	2
5 Clint Walker	14	66	9	0	1	2	1
22 Kade Sainz	14	58	1	0	1	0	1
74 Trent Jensen	13	48	11.5	6.5	0	0	0

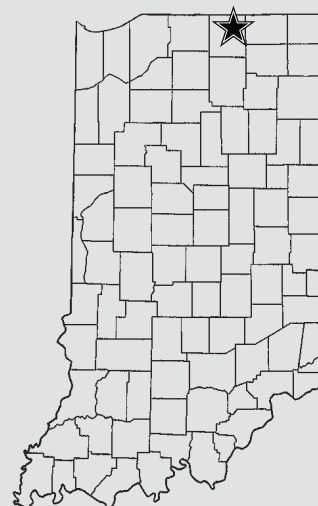
State Finals History

First Appearance



Chad Eppley
Head Coach
10-4 (1st year)

10-4 (1st year overall)



Team Facts

City/Town: Middlebury

County: Elkhart

Superintendent: Jason Snyder

Principal: Drew Wood

Athletic Director: Ryan Bales

Asst. Athletic Director: Brad Frank

Athletic Trainer: Alexis Holthues

Head Coach: Chad Eppley

Assistant Coaches: Nick Clark, Dustin Kaehr,

Brett Sloop, Mark Frey, Westin Hanson,

Caleb Newcomer, Brian Hardy, Jacob Dilly,

Jay Woods, Bobby Lloyd, Mikey Kyle

Offensive Formation: Spread

Defensive Formation: 3-4

Colors: Kelly Green and Yellow

Conference: Northern Lakes

Enrollment: 1444

Last Year's W-L Record: 6-3

@nridgeathletics

Season Results (10-4)

8/20	at South Bend Adams	W	21 - 0
8/27	South Bend St. Joseph	W	39 - 14
9/3	Wawasee	W	42 - 0
9/10	at Plymouth	W	35 - 0
9/17	at Warsaw	L	3 - 36
9/24	NorthWood	L	8 - 42
10/1	Goshen	W	35 - 10
10/8	at Concord	L	7 - 40
10/15	at Mishawaka	L	14 - 58

Sectional

10/22	at Northwood	W	28 - 7
10/29	Columbia City	W	35 - 21
11/5	at Leo	W	27 - 26

Regional

11/12	Mississinewa	W	25-7
-------	--------------	---	------

Semi-State

11/20	New Prairie	W	20-14
-------	-------------	---	-------

Northridge Offense 2 Deep

Pos	#	Name	Grade	Pos	#	Name	Grade
C	58	Logan Bickel	11	G	52	Julian Caudil	12
G	67	Phill Ankrom	11	G	60	Joah Kaehr	10
G	52	Julian Caudil	12	G	74	Trent Jensen	12
T	68	Evan Kaehr	12	T	74	Trent Jensen	12
T	54	Wyatt Boals	10	T	50	Cohen Lantz	10
Z	5	Clint Walker	12	Z	88	Brock Thompson	10
X	11	Jethro Hochstler	11	X	35	Zach Baugh	10
Y	22	Kaid Sainz	11	Y	20	Tyler Gordon	12
TB	20	Tyler Gordon	12	TB	44	McClain Miller	10
FB	2	Ridge Howard	11	FB	1	Peyton Shook	12
QB	24	Tagg Gott	11	QB	18	Qade Carrington	11

Northridge Defense 2 Deep

Pos	#	Name	Grade	Pos	#	Name	Grade
DE	54	Wyatt Boals	10	DE	33	Eric Jennings	11
DE	59	Max Petersheim	11	DE	67	Phil Ankrom	11
N	74	Trent Jensen	12	N	52	Julian Caudil	12
OLB	5	Clint Walker	12	OLB	88	Brock Thompson	10
OLB	24	Tagg Gott	11	OLB	6	Jackson Bontrager	11
ILB	2	Ridge Howard	12	ILB	58	Logan Bickel	11
ILB	1	Peyton Shook	12	ILB	56	Beau Bojanich	10
CB	8	Tyrese Thomas	11	CB	20	Tyler Gordon	12
CB	22	Kaid Sainz	11	CB	84	Corbin Kollat	10
S	4	Matt Rutledge	12	S	7	Micah Hochstetler	12
S	11	Jethro Hochstetler	11	S	3	Landon Troyer	10

Specialists

Pos.	No.	Name
Punter	24	Tagg Gott
Placekicker	40	Dylan Ritchie
Kickoffs	30	Andrew Janatello
Long Snapper	5	Clint Walker
Holder	18	Qade Carrington
Punt Returns	11	Jethro Hochstetler
Kickoff Returns	11 22	Jethro Hochstetler Kade Sainz

HEAD COACH PROFILE

Name: Chad Eppley
Age: 27
Spouse's Name: N/A
Years Married: N/A
Children's Names, Ages: N/A
Current Occupation, Employer: High School Math Teacher, Northridge High School
No. of Yrs.: 5
If a teacher, what subjects and grades do you teach: Math, Algebra 1. Freshman

Education

High School Attended, Year Graduated: Wawasee High School, 2013
College Attended, Year Graduated: University of Indianapolis, 2017
Degree(s) / Major: Secondary Mathematical Education

Athletic Participation

Sport	High School Years (ie: 1972, 73)	College Years (ie: 1976, 77)
Football	2009 – 2012	2013 – 2016
Wrestling	2009 – 2013	
Track	2010-2013	

As a high school or college player, have you ever competed in a State or National Championship Event in any sport? If yes, please give details:

No

Coaching Experience (Football Only)

Years as Varsity Head Coach at Current School (ie: 5 years): First Year
Actual Years as Varsity Head Coach at Current School (ie: 1996-2000): 2021
Record as Varsity Head Coach at Current School: 10-4
Overall Varsity Head Coaching Record: 10-4
Do you coach any other sports at your school? Wrestling and Track

Please list below where you've coached during your career starting with your current position:

School	Head / Asst.	No. of Years (ie: 5)	Actual Years (ie: 1992-present)
Northridge High School	Head Coach	1	2021
Northridge High School	Assistant Coach	2	2019 - 2020
Westfield High School	Assistant Coach	2	2017 - 2018

Tournament Championships (As the Varsity Head Coach, list years your team won):

Sectional: 2021
Regional: 2021
Semi-State: 2021
State Championship: N/A

Something Interesting About You Personally Or Professionally That People Might Not Know:



Mt. Vernon (Fortville) Marauders

Class 4A



Lt.	Dk.	Name	Gr.	Ht.	Wt.	Position(s)	Lt.	Dk.	Name	Gr.	Ht.	Wt.	Position(s)
1	1	Avery Williams Jr.	12	5-11	160	WR / DB	44	44	Ethan Yeley	10	6-2	140	K / P
2	2	Gavin Joy	9	5-10	145	QB / DB	45	45	Colton Sutton	10	5-5	124	WR / DB
3	3	Kevin Xiao	12	6-0	176	TE / OLB	47	47	Gavin Muhlenkamp	12	5-9	132	WR / DB
4	4	Gehrig Slunaker	12	6-2	183	QB	49	49	Luke Hankley	10	5-9	158	TE / LB
5	5	Tyler Etherington	10	6-2	180	QB	51	51	Chase Julian	10	6-0	200	OL / DL
6	6	Joseph Campos	12	6-0	150	WR / DB	52	52	David Combs	10	5-10	259	OL / DL
7	7	Darren Smith	12	6-2	200	OLB	53	53	Benjamin Roembke	11	6-1	243	OL / DL
8	8	Isaiah Slunaker	10	5-10	148	WR / QB	54	54	Roland Tremble	10	6-3	300	OL / DL
9	9	Elijah Bridenthal	11	6-2	179	WR / DB	55	55	Colton Plank	12	6-0	210	OL / DL
10	10	Desean Carter	12	6-2	175	DB	56	56	Tyler Kimberly	11	6-2	209	OL / DL
11	11	Ren Davis	11	6-0	153	DB	57	57	Razhaun Wells	12	6-3	265	OL / DL
12	12	Domanic Barnett	10	5-10	154	WR / DB	58	58	Taylor Weierbach	12	5-10	261	OL
13	13	Jackson Hill	11	5-9	202	TE / OLB	61	61	Ethan Lynch	11	5-11	176	OL / OLB
14	14	Trae Fox	11	6-0	142	WR / DB	62	62	Aadinadh Alvandhar	10	5-9	184	OL / DL
15	15	Hunter Atkinson	11	5-10	157	OLB / DB	63	63	Matthew Quispe	10	5-6	205	OL / DL
16	16	Ashden Gentry	12	5-8	164	WR / DB	64	64	Tyler Dover	10	6-1	230	OL / DL
17	17	Jake Lange	11	5-10	158	WR	65	65	Chase Masters	11	5-10	280	OL / DL
18	18	Jaysen Lewis	10	5-6	129	WR / DB	66	66	Devon Foerster	11	6-0	202	OL / DL
19	19	Manuel Morales	11	6-1	215	LB / LS	67	67	Dawson Anderson	11	6-2	214	OL / DL
20	20	Shawn Taylor	10	6-2	148	QB / OLB	68	68	Michael Baugh	10	5-6	207	OL / DL
22	22	Ashton Julian	11	5-7	172	RB / DB	70	70	Owen Bitz	11	6-1	279	OL / DL
23	23	Caelan Alford	11	5-7	131	DB	71	71	Dylan Kistler	11	6-2	195	OL / LB
24	24	Tatchi Anouan	11	5-10	179	RB / DB	72	72	Jersey Chargualaf	11	5-6	170	OL / LB
25	25	Kobe Austin	11	5-7	181	RB / LB	73	73	Sebastian Acquaye	11	6-2	230	OL / DL
26	26	Jaden Gibson	10	5-8	144	WR / DB	74	74	Jack Craft	11	6-0	200	OL / DL
27	27	Charles Grinyer	10	5-5	163	RB	76	76	Zach Brewer	9	6-1	240	OL / DL
28	28	Chris Lowe	12	5-10	194	LB	77	77	Kyler Grill	11	5-10	220	OL / OLB
29	29	Aidan Lindstrom	10	5-8	160	OLB	78	78	Addison Young	12	6-2	270	OL
30	30	Travon Hegler	12	5-10	188	RB / KR	79	79	Cole Herman	12	6-5	205	OL / DL
31	31	Corbin May	10	5-8	147	WR / DB	80	80	Aydan Bechel	10	6-1	159	WR / DB
32	32	Keagan LaBelle	12	5-7	170	RB / V	81	81	George Burhenn	11	6-5	202	WR / DB
33	33	Connor Garrison	10	6-2	162	WR / DB	83	83	Andrew Young	10	6-3	148	WR / DB
34	34	Maxwell Hayse	12	5-10	180	LB	84	84	Rylan Robinson	12	5-11	156	WR / DB
35	35	Keegan Williams	10	5-7	150	DB	87	87	Travis Taylor	11	6-3	198	TE / DL
36	36	Owen Johnson	12	5-11	190	OLB	88	88	Wilbert Jones III	10	5-7	151	WR / DB
37	37	Jacob Lewis	12	5-6	157	RB / LB	89	89	Luke Hiner	12	6-0	166	Y / DB
39	39	Kellan LaBelle	11	5-9	198	RB / LB	90	90	Dean Helms	10	5-8	156	K / P
40	40	Joseph Crofts	10	5-11	167	DB							
41	41	Justin Patton	12	5-8	175	OLB / DB							
42	42	Austin Crockett	10	5-8	165	RB / LB							


Mt. Vernon (Fortville) Marauders

Class 4A



Team Statistics

	Mt. Vernon	Opponents
Total Points / Points Per Game	- / 48.4	- / 19.1
First Downs / Per Game	-	-
Rushing Yards / Per Game	3,273 / 234	- / 184
Passing Yards / Per Game	2,810 / 200	- / 95
Total Yards / Per Game	434 / 434	- / 276
Fumbles Recovered By	5	4
Intercepted By	9	5
Total Punts / Average	23 / 28.5	-
Penalties / Yards	-	-



Individual Statistics

Scoring	G	TD	1-Pt.	2-Pt.	FG	TP	PPG
32 Keagan LaBelle	14	29	0	3	0	180	12.8
16 Ashden Gentry	14	16	0	3	0	102	7.3
30 Travon Hegler	12	13	0	0	0	78	6.5
9 Elijah Bridenthal	10	9	0	0	0	54	5.4
44 Ethan Yeley	14	0	50	0	3	59	4.2

Rushing	G	Att.	Yds.	TD	YPG	YPC	Long
32 Keagan LaBelle	14	143	1518	24	108.4	10.6	-
30 Travon Hegler	12	80	736	12	61.3	9.2	-
16 Ashden Gentry	14	23	245	2	17.5	10.7	-

Passing	G	Comp.	Att.	Int.	TD	Yds.	YPG
4 Gehrig Slunaker	14	135	196	3	31	2793	199.5

Receiving	G	Rec.	Yds.	TD	YPG	YPC	Long
16 Ashden Gentry	14	50	1141	12	81.5	22.8	-
9 Elijah Bridenthal	10	27	546	5	54.6	20.2	-
81 George Burhenn	12	26	421	4	35.1	16.2	-

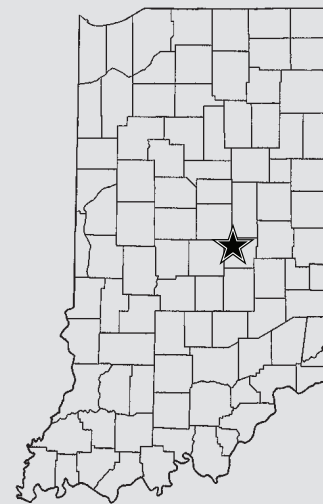
Defense	G	Tackles	For Loss	Sacks	INT	FF	FR
32 Keagan LaBelle	14	100	9.5	0	0	1	0
34 Maxwell Hayse	14	49	13.5	2.5	0	0	1
36 Owen Johnson	14	52	13.5	7.5	0	1	1
89 Luke Hiner	11	56	5	0	0	0	0
57 Razhaun Wells	13	46	4	4	0	1	0
39 Kellen LaBelle	11	39	7.5	4	0	0	0

State Finals History

First Appearance



Vince Lidy
Head Coach
13-1 (1st year)
13-1 (1st year overall)



Team Facts

City/Town: Fortville

County: Hancock

Superintendent: Dr. Jack Parker

Principal: Casey Dodd

Athletic Director: Brandon Ecker

Asst. Athletic Director: Julie Shelton

Athletic Trainer: Alex Csiernik

Head Coach: Vince Lidy

Asst. Coaches: Toby Jacobs, Chad Masters,

Jay Jones, Nick Clarkson, Austin Lacy,

Greg Brewer, Matt Hankley, Brandon Duerksen,

Zach Murphy, Pete Gorga

Student Managers: Laila Owens,

Hayvin Turner, Emalie Earlylwine

Offensive Formation: Spread-Multiple

Defensive Formation: 50

Colors: Black, Gold, and White

Conference: Hoosier Heritage

Enrollment: 1382

Last Year's W-L Record: 12-1

[@MVMarauders](#)

Season Results (13-1)

8/20	Noblesville	L 36-57
8/27	Franklin	W 43-25
9/4	at Greenfield-Central	W 42-21
9/10	at New Palestine	W 49-10
9/17	Delta	W 56-31
9/24	Pendleton Heights	W 43-0
10/1	at New Castle	W 46-0
10/8	at Shelbyville	W 49-0
10/15	Yorktown	W 63-13

Sectional

10/22	Pendleton Heights	W 63-28
10/29	at Greenfield-Central	W 49-34
11/5	Connersville	W 70-0

Regional

11/12	Roncalli	W 27-21
-------	----------	---------

Semi-State

11/19	at Evansville Memorial	W 42-28
-------	------------------------	---------

DEPTH CHART Please list your two-deeps at each position.

Offense

Pos.	No.	Name
WR	9	Eli Bridenthal
	1	Avery Williams
WR	16	Ashden Gentry
LT	79	Cole Herman
LG	77	Kyler Grill
	78	Dison Young
C	54	Roland Tremble
	56	Tyler Kimberly
RG	53	Ben Roembke
	55	Colton Plank
RT	57	Razhaun Wells
	73	Sebastian Acquaye
Y	81	George Burhenn
	34	Max Hayse
WR	88	Tre Jones
	84	Rylan Robinson
RB	32	Keagan LaBelle
	30	Travon Hegler
QB	4	Gehrig Slunaker
	5	Tyler Etherington

Specialists

Pos.	No.	Name
Punter	90	Dean Helms
	9	Eli Bridenthal
Placekicker	44	Ethan Yeley
	4	Gehrig Slunaker
Kickoffs	44	Ethan Yeley
	4	Gehrig Slunaker
Long Snapper	19	Manny Morales
	64	Tyler Dover
Holder	4	Gehrig Slunaker
	5	Tyler Etherington
Punt Returns	1	Avery Williams
	16	Ashden Gentry
Kickoff Returns	32	Keagan LaBelle
	16	Ashden Gentry

Defense

Pos.	No.	Name
C	1	Avery Williams
	26	Jaden Gibson
C	11	Ren Davis
	16	Ashden Gentry
FS	9	Eli Bridenthal
	10	Desean Carter
SS	81	George Burhenn
	88	Tre Jones
LB	34	Max Hayse
	15	Hunter Atkinson
LB	32	Keagan LaBelle
	22	Ashton Julian
LB	89	Luke Hiner
	29	Aidan Lindstrom
LB	39	Kellan LaBelle
	3	Kevin Xiao
DT	36	Owen Johnson
	79	Cole Herman
N	57	Razhaun Wells
	56	Tyler Kimberly
T	55	Colton Plank
	7	Darren Smith

HEAD COACH PROFILE

Name: Vince Lidy
Age: 44
Spouse's Name: Shelley Lidy
Years Married: 17
Children's Names, Ages: Max (13), Mallory (8)
Current Occupation, Employer: Teacher/Coach at Mt. Vernon High School
No. of Yrs.: Currently in 22nd year of teaching (1st at Mt. Vernon)
If a teacher, what subjects and grades do you teach: Strength and Conditioning (Grades 9-12)

Education

High School Attended, Year Graduated: Castle High School (1994)
College Attended, Year Graduated: Indiana University (2000)
Degree(s) / Major: B.S. Kinesiology-Health, Masters from Ball State PE/Coaching 2005

Athletic Participation

Sport	High School Years (ie: 1972, 73)	College Years (ie: 1976, 77)
Football	1993-1995	1995-1999
Basketball	1993-1995	
Baseball	1993-1995	

As a high school or college player, have you ever competed in a State or National Championship Event in any sport? If yes, please give details:

Yes, my senior year in high school Castle High School won the 5A Championship in 1994 by defeating Portage 30-12

Coaching Experience (Football Only)

Years as Varsity Head Coach at Current School (ie: 5 years): 1
Actual Years as Varsity Head Coach at Current School (ie: 1996-2000): 2021-Present
Record as Varsity Head Coach at Current School: 13-1
Overall Varsity Head Coaching Record: 13-1
Do you coach any other sports at your school? No

Please list below where you've coached during your career starting with your current position:

School	Head / Asst.	No. of Years (ie: 5)	Actual Years (ie: 1992-present)
Mt. Vernon High School	Head Coach	1	2021-Present
Mt. Vernon High School	Assistant	3	2018-2020
Hamilton Southeastern HS	Assistant	18	2000-2017

Tournament Championships (As the Varsity Head Coach, list years your team won):

Sectional: 2021
Regional: 2021
Semi-State: 2021
State Championship:

Something Interesting About You Personally Or Professionally That People Might Not Know:

As a player I played (and won) the 5A state championship in 1994. As an Assistant Coach, I coached in the 5A state championship in 2005 (HSE v. Warren Central) and as a Head Coach I am coaching in the 4A state championship in 2021.



Zionsville Eagles

Class 5A



Lt.	Dk.	Name	Gr.	Ht.	Wt.	Position(s)
1	1	Wrigley Bumgardner	10	5-11	164	WR
2	2	Eugene Hilton	9	5-10	170	WR
3	3	Christian Abney	11	6-4	196	QB
4	4	Christian Barth	10	5-10	150	C
5	5	Max Phenicie	9	6-0	180	WR
6	6	Cameron Mullens	10	5-11	159	WR
7	7	Liam Pyne	11	5-10	151	WR
8	8	Wyatt Seiler	11	5-11	175	WR
9	9	Mason Riggins	10	6-5	185	WR
10	10	Luke Murphy	10	5-10	162	QB
11	11	Lauer Cawi	11	6-0	182	QB
11	11	Cooper Schaaf	9	5-11	175	DB
12	12	Liam Reid	12	5-11	161	WR
13	13	Owen Rossell	12	6-0	211	LB
15	15	Gunnar Hartwig	12	6-3	194	TE
15	15	Charles Wilson	9	5-10	165	LB
16	16	George Quandee	11	5-8	176	TB
17	17	Jack Ball	11	5-11	176	C
18	18	Ethan Kraus	11	5-8	140	WR
18	18	Aiden Krein	12	6-5	233	LB
19	19	Trey Firestone	12	6-3	197	WR
20	20	Ben Sloan	12	6-2	164	C
21	21	Gage Bankert	12	5-8	168	TB
22	22	Wilf Sorg	11	5-11	181	LB
23	23	Jon Zimpfer	12	6-2	175	K
24	24	Hanson Hinshaw	11	5-9	184	TB
25	25	Luke Penola	10	5-9	163	LB
26	26	Nolan Osterling	10	5-8	169	LB
27	27	Connor Milliner	12	6-2	217	LB
28	28	Will Keller	12	5-10	170	S
28	28	Colton Cooper	10	6-1	185	S
29	29	Jack Bohrer	12	6-0	195	WR
30	30	Sebastian Ramirez	10	5-5	132	C
31	31	Nick Yockey	11	6-0	178	LB
32	32	Case Anderson	10	5-10	205	TB
33	33	Colin Price	12	6-1	190	TB
34	34	Parker Rausch	10	5-10	167	DL
36	36	Ben Seward	10	5-8	165	LB
37	37	A.J. Connor	10	5-6	139	C
38	38	Lucas Lodics	12	6-3	175	K
39	39	Daniel Stanfield	10	5-6	150	LB
40	40	AJ Vinatieri	12	6-0	189	K
41	41	Trevor Henkle	10	5-7	150	K
42	42	Brady Coffman	10	5-8	149	LB
42	42	Peter Wiltrout	9	5-10	175	DB
43	43	Alden Briney	11	6-0	158	S
44	44	Otto Kyler	12	6-2	203	LB

Lt.	Dk.	Name	Gr.	Ht.	Wt.	Position(s)
46	46	Darren Washington	10	5-9	160	C
47	47	Will Bowen	11	6-0	180	WR
48	48	Luke Wahl	12	5-10	175	LB
50	50	Phillip Egler	11	5-8	193	LB
51	51	Jack Chisholm	10	5-9	176	OL
52	52	Bennett Bowers	9	5-9	165	OL / DL
52	52	Jack Shertzler	10	6-3	190	DL
53	53	Jack Irk	11	5-10	215	DL
54	54	Tyler Streepey	11	6-1	195	DL
55	55	Tyler Alessandrini	11	6-0	207	DL
56	56	Max Clark	11	6-2	213	OL
57	57	Adam Longmire	12	5-11	191	DL
58	58	Luke Spencer	11	5-11	203	OL
59	59	Grant Coleman	10	6-4	194	DL
60	60	Santiago Aguilar	12	6-2	274	OL
60	60	Joey Peevler	9	6-2	170	OL / DL
62	62	Cameron Gifford	11	5-9	190	OL
63	63	Zach Alderson	11	5-9	213	OL
66	66	Joe Williams	11	6-3	250	OL
67	67	AJ Hainer	12	5-7	208	OL
68	68	Elisha Smith	11	5-10	263	DL
70	70	Max Mitalski	9	5-11	310	OL / DL
70	70	Don Washington	12	5-8	172	DL
71	71	Owen Readinger	12	6-1	211	DL
72	72	Deiter Hartwig	9	6-3	220	OL
72	72	Alexander Tate	9	6-1	180	OL / DL
73	73	Jacob Kleeman	10	6-0	214	OL
74	74	Joe Cannedy	12	6-6	270	OL
76	76	B. Scott Willey	12	6-0	255	OL
78	78	Evan Herr	9	5-8	181	OL / DL
79	79	Joey Tanona	12	6-6	289	OL
81	81	Julian Molife	12	6-1	190	WR
82	82	Maguire Mitchell	9	6-3	153	WR
83	83	Riley Agbonhese	9	6-2	170	TE
83	83	Aiden Cope	10	5-10	160	WR
84	84	Ryan Skura	10	5-11	149	WR
85	85	Alex Moore	9	5-11	169	DL
86	86	Grayson Deuschle	11	5-11	167	TE
87	87	Brayden Ayers	9	5-7	129	WR
88	88	Reid Wesley	12	6-2	229	TE
89	89	Will Leinart	12	5-11	147	C
89	89	Luke Schein	9	5-9	160	TE
90	90	Fin Essley	10	6-0	207	DL
92	92	Xander Christian	11	5-11	180	DL
96	96	Darrius Eleazard	9	6-1	228	OL / DL
98	98	Trent Sauer	10	5-9	175	DL
99	99	Cho Dull	12	6-0	277	DL

Zionsville Eagles

Class 5A



Team Statistics

	Zionsville	Opponents
Total Points / Points Per Game	470 / 34	335 / 23
First Downs / Per Game	218 / 16	193 / 14
Rushing Yards / Per Game	2,820 / 202	1,400 / 100
Passing Yards / Per Game	2,384 / 171	2,100 / 150
Total Yards / Per Game	5,204 / 372	250 / 350
Fumbles Recovered By	10	5
Intercepted By	7	7
Total Punts / Average	38 / 41.0	51 / 37.0
Penalties / Yards	61 / 582	-

Individual Statistics

Scoring	G	TD	1-Pt.	2-Pt.	FG	TP	PPG
33 Colin Price	12	26	0	1	0	156	13.0
40 AJ Vinatieri	14	0	45	0	6	63	4.5
19 Trey Firestone	14	10	0	0	0	60	4.3
3 Christian Abney	10	7	0	0	0	42	4.2

Rushing	G	Att.	Yds.	TD	YPG	YPC	Long
33 Collin Price	12	226	1656	26	138	7.3	99
21 Gage Bankert	14	124	797	4	57	6.4	63
3 Christian Abney	10	50	150	1	15	3.0	43
24 Hansen Hinshaw	5	25	81	1	25	3.2	16

Passing	G	Comp.	Att.	Int.	TD	Yds.	YPG
10 Luke Murphy	14	110	176	6	13	1421	101.5
3 Christian Abney	10	51	83	1	6	637	63.7

Receiving	G	Rec.	Yds.	TD	YPG	YPC	Long
19 Trey Firestone	14	54	803	10	57.4	14.8	80
15 Gunnar Hartwig	14	30	407	2	29.1	13.6	73
81 Julian Mollife	9	18	286	4	32.0	15.9	38
33 Collin Price	12	30	263	4	22.0	8.8	34

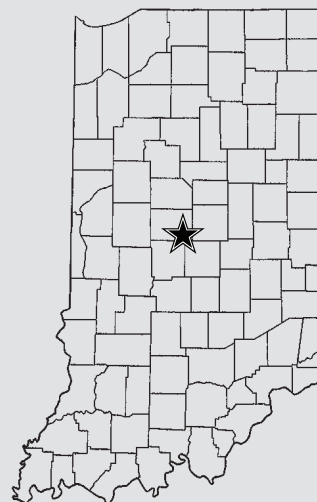
Defense	G	Tackles	For Loss	Sacks	INT	FF	FR
44 Otto Kyler	14	75	7.0	1.0	1	0	0
13 Owen Rossell	14	68	5.0	2.0	2	0	0
18 Aiden Krein	14	45	2.0	0.0	2	0	0
6 Cameron Mullens	14	37	1.0	0.0	2	0	0
28 Will Keller	13	29	1.0	0.0	0	0	0
57 Adam Longmire	11	29	10.0	3.0	0	0	0

State Finals History

State Champion: **(2)** 1987 (3A), 1996 (3A)
 Runner-Up: **(2)** 2000 (3A), 2020 (5A)
 Appearances: **(5)** 1987 (3A), 1996 (3A), 2000 (3A), 2020 (5A), 2021 (5A)



Scott Turnquist
 Head Coach
 21-18 (3rd year)
 21-18 (3rd year overall)



Team Facts

City/Town: Zionsville, IN
 County: Boone
 Superintendent: Dr. Scott Robison
 Principal: Tim East
 Athletic Director: Greg Schellhase
 Asst. Athletic Director: Jared Williams
 Athletic Trainer: Gavin Page
 Head Coach: Scott Turnquist
 Assistant Coaches: Larry McWhorter, Clyde Bodkin, Jim Uland, Kraig Roederer, Mike Kelly, Jared Urban, Joel Janak, Jaylen Cushmanberry, Joey Siderewicz, Andy Seward, Tony Meyer, Scott Rodgers, Matt Cramer,
 Student Managers: Chris Spillman, Kailyn Feeser, Jack Irk, Jasmine McKinnon, Josie Hermacinski, Kaylie Bidwell, Jessica Zhu
 Offensive Formation: Spread
 Defensive Formation: 4-3
 Colors: Green and Silver
 Conference: Hoosier Crossroads
 Enrollment: 2,239
 Last Year's W-L Record: 7-6
 @ZCSEagles

Season Results (9-5)

8/20 Pike W 28-10
 8/27 at Lebanon W 30-2
 10/3 Westfield L 21-42
 10/10 at Franklin Central L 21-24
 10/17 at Noblesville W 41-26
 10/24 Hamilton Southeastern L 21-41
 10/1 at Brownsburg L 6-19
 10/8 Avon W 52-49
 10/15 at Fishers (2 Overtimes) L 46-49

Sectional

10/22 McCutcheon W 45-0
 10/29 Harrison (West Lafayette) W 42-21
 11/5 Kokomo W 42-17

Regional

11/12 Ft. Wayne Bishop Dwenger W 35-14

Semi-State

11/19 at Michigan City W 52-21

DEPTH CHART Please list your two-deeps at each position.

Offense

Pos	No.	Name
QB	3	Christian Abney
QB	10	Luke Murphy
RB	33	Colin Price
RB	21	Gage Benkert
WR	19	Trey Firestone
WR	1	Wrigley Bumgardner
WR	2	Eugene Hilton
WR	81	Julian Molife
TE	15	Gunnar Hartwig
TE	88	Reid Wesley
LT	79	
LG	66	Joey Tanona
		Joe Williams
C	58	Luke Spencer
RG	60	Santiago Aguilar
RT	74	Joe Cannedy

Specialists

Pos.	No.	Name
Punter	40	AJ Vinatieri
	23	Jon Zimpfer
Placekicker	40	AJ Vinatieri
	38	Lucas Lodics
Kickoffs	40	AJ Vinatieri
	38	Lucas Lodics
Long Snapper	15	Gunnar Hartwig
	88	Reid Wesley
Holder	23	John Zimpfer
	10	Luke Murphy
Punt Returns	19	Trey Firestone
	2	Eugene Hilton
Kickoff Returns	19	Trey Firestone
	2	Eugene Hilton

Defense

Pos	No.	Name
T	90	Fin Essley
T	99	Cho Dull
N	71	Owen Readinger
N	68	Eli Smith
DE	57	Adam Longmire
DE	27	Connor Milliner
DE	54	Ty Streepy
DE	90	Fin Essley
OLB	48	Luke Wahl
OLB	25	Luke Penola
MLB	13	Owen Rossell
MLB	50	Phillip Egler
OLB	44	Otto Kyler
OLB	22	Will Sorg
CR	16	George Quandee
CR	4	Christian Barth
CR	6	Cameron Mullens
CR	43	Alden Briney
BS	28	Will Keller
BS	81	Colton Cooper
FS	18	Aiden Krein
FS	5	Max Phenicie

HEAD COACH PROFILE

Name: Scott Turnquist

Age: 40

Spouse's Name: Lacy

Years Married: 16

Children's Names, Ages: Ivy (12), Addie (10), Emmy (8)

Current Occupation, Employer: Physical Education Teacher Zionsville Community High School

No. of Yrs.: 5 at Zionsville, 8 at Carmel, 3 at Zionsville (current)

If a teacher, what subjects and grades do you teach: Advanced Physical Conditioning

Education

High School Attended, Year Graduated: Billings Skyview High School (Billings MT)

College Attended, Year Graduated: Montana State University

Degree(s) / Major: Health and Human Development/Physical Education

Athletic Participation

Sport	High School Years (ie: 1972, 73)	College Years (ie: 1976, 77)
Football	1995-1999	2000-2003
Basketball	1995-1999	
Track and Field	1995-1999	

As a high school or college player, have you ever competed in a State or National Championship Event in any sport? If yes, please give details:

I was never able to reach the state championship level as a high school athlete. In college I was able to compete in the FCS playoffs in 2002 & 2003 but did not reach the national championship game.

Coaching Experience (Football Only)

Years as Varsity Head Coach at Current School (ie: 5 years):	3 Years
Actual Years as Varsity Head Coach at Current School (ie: 1996-2000):	2019-2021
Record as Varsity Head Coach at Current School:	21-18
Overall Varsity Head Coaching Record:	21-18
Do you coach any other sports at your school?	No

Please list below where you've coached during your career starting with your current position:

School	Head / Asst.	No. of Years (ie: 5)	Actual Years (ie: 1992-present)
Zionsville High School	Head	3	2019-present
Carmel High School	Asst	8	2011-2018
Zionsville High School	Asst	5	2006-2010
Bozeman High School (MT)	Asst	2	2004-2005

Tournament Championships (As the Varsity Head Coach, list years your team won):

Sectional: 2019, 2020, 2021

Regional: 2020, 2021

Semi-State: 2020, 2021

State Championship:

Something Interesting About You Personally Or Professionally That People Might Not Know:

I was born and grew up in Montana. I was born in Billings and attended Montana State University in Bozeman. It was a wonderful place to grow up and go to school. The people are fantastic just like here in Indiana. We have become full on Hoosiers and very proud of it but I am very proud of where I grew up as well. It played a large role in who I am today.



Indianapolis Cathedral Irish

Class 5A



Lt.	Dk.	Name	Gr.	Ht.	Wt.	Position(s)	Lt.	Dk.	Name	Gr.	Ht.	Wt.	Position(s)
2	2	Jeffrey Utzinger	12	6-3	215	DB / LB	49	49	Jacob Bordenet	12	5-9	185	RB
3	3	Daniel Hughes	12	6-1	175	WR	50	50	Cooper Koers	12	6-7	280	OL
4	4	Drew Dittoe	12	6-2	185	WR	51	51	Lane Fowler	12	6-1	260	OL
5	5	Hudson Miller	12	6-0	215	LB	52	52	Corey Brewer	10	6-1	230	OL
6	6	Ian Neberz	12	6-1	205	LB	53	53	Samuel Neale	12	6-2	250	OL
7	7	Bryce Llewellyn	12	6-0	200	DB	54	54	Navielle Neal	12	5-10	220	DL
8	8	Benjamin Gomez	12	5-9	175	P/K	55	55	Evan Triggs	10	6-4	230	OL
9	9	Seth Mencer	12	6-0	185	RB	56	56	Charles Douglas	10	5-10	160	DL
10	10	Andrew Trobridge	11	6-0	175	WR	57	57	Ryan Haigerty	11	5-10	185	DL
11	11	Samuel Bridges	11	6-2	185	WR / TE	58	58	John Koppin	12	6-3	265	DL
12	12	Gavin Crooke	12	5-10	200	LB	59	59	John Mills	11	5-7	190	OL
12	12	Zachary Miller	11	5-9	150	RB	59	59	Dominic Seibal	12	6-3	250	DL
13	13	Peter Pastorino	11	5-11	160	DB	60	60	Ian Bonacuse	10	5-8	140	DB
13	13	Jaron Tibbs	11	6-4	185	WR	60	60	Tyler Hasbrook	11	5-10	220	OL
14	14	Caleb Martin	11	6-0	160	WR	61	61	Jack Whitley	11	5-10	180	LB
14	14	Kiyren Bronner	12	6-0	195	DB	62	62	Aiden Hanson	11	5-8	175	LB
15	15	David Ayers	11	6-3	180	WR	62	62	Benjamin Obst	10	5-10	220	OL
15	15	Zion Lloyd	10	5-9	175	DB	63	63	Franklin Petroff	11	5-10	210	DL
16	16	Alexander Melloh	11	5-8	180	LB	64	64	Jude DeMilt	11	6-2	255	DL
16	16	Justin Sage	12	6-1	170	QB	65	65	Michael Williams	11	6-1	250	OL
17	17	Thomas Leaman	10	5-11	140	WR	66	66	Kyle Gardner	12	6-3	290	OL
17	17	Keith Long	10	6-4	175	WR	67	67	William Neale	10	6-3	285	OL
18	18	Daniel O'Neil	10	6-0	175	QB	68	68	Benjamin Fox	10	5-11	145	DB
19	19	Ty Carroll	10	5-9	160	QB	70	70	Rylan Mitchell	11	6-1	290	OL
19	19	Maxwell Goodburn	11	5-10	170	LB	71	71	Erron Martin Jr	10	5-11	220	DL
20	20	Gabriel Bragg	11	5-9	155	DB	72	72	Joshua Barlow	10	6-0	220	OL
21	21	Carson Johnson	11	5-6	155	RB	72	72	Gabriel Plummer	12	6-2	250	OL
22	22	Michael Page	12	6-0	160	WR	73	73	Owen Wood	12	6-5	310	OL
23	23	QuJuan Cannon	12	6-0	155	DB	74	74	Christopher Farah	12	6-4	275	OL
24	24	Donovan Pierce	12	6-2	170	DB	75	75	Jaden Lee	11	6-0	250	OL
25	25	Dazzmon Garrett	12	5-8	165	WR	75	75	Sir Jonathan Thompson	12	6-5	300	DL
26	26	Michael Greene	12	5-10	185	LB	76	76	Donovan Fleming	10	5-11	175	DE
27	27	Patrick Mazur	10	6-1	170	QB / WR	77	77	Braden Beasley	11	6-2	270	OL
28	28	Matthew Fritton	12	6-0	190	LB	78	78	Eli Albers	11	6-5	300	OL
28	28	Dashaun Lewis	10	5-6	150	WR	79	79	David Russell	10	6-10	370	OL
29	29	William McCormick	11	6-1	185	DB	80	80	Roch Egan	10	6-0	180	TE
30	30	Colin Ayers	10	5-11	170	RB	81	81	Joseph Crisp	10	6-0	155	WR
31	31	Nicholas Cochrane	10	5-10	150	WR	82	82	Jake Cerar	11	5-7	155	WR
31	31	Oscar Kirch	10	5-9	180	LB	83	83	Ayden Fahey	11	6-2	180	K / P
32	32	Anthony Kwiatkowski	12	5-10	160	DB	84	84	Parker Spellacy	12	6-6	220	TE
33	33	Kyuss Gargett	11	6-0	175	DB	85	85	Alexander Richards	10	5-9	145	DB
34	34	Steven Schnur	12	6-1	210	DL	86	86	Charles Mong	10	5-5	140	K
35	35	Thomas Davey	11	5-10	185	LB	86	86	Brennan Wooten	11	6-3	235	TE
36	36	Christian Klug	10	5-8	155	RB	87	87	Armundo Parchman	10	6-2	175	WR
37	37	Edward Witt	11	6-1	170	P	88	88	Kyle Zumdom	12	6-2	210	TE
38	38	Max Finn	10	6-0	160	DB	89	89	Kyle Braun	10	5-7	145	DB
38	38	Hosia Smith, III	10	6-0	230	RB	90	90	William Cunningham	10	5-11	245	DL
39	39	Jackson Weingart	10	6-3	215	LB	91	91	Luke Demilt	10	6-0	180	TE
40	40	Blake Williams	12	6-0	190	DB	91	91	Finlay Russell	10	5-10	165	LB
41	41	Maxwell Lindner	10	5-8	140	DB	92	92	Devaughn Perkins	10	6-2	250	DL
41	41	KeShod Caldwell	11	6-0	170	DB	93	93	Luke Spencer	10	6-2	180	TE
42	42	Jacob Hasbrook	12	6-1	180	LB	94	94	Joseph Funk	10	6-1	160	LB
43	43	Nicholas Fox	12	5-9	185	LB	95	95	Jacob Gillig	10	5-10	160	DL
44	44	John Shedy	12	5-10	170	LB	96	96	Patrick Kendall III	11	6-5	265	DL
45	45	Kyle Coleman	12	6-0	230	DL	97	97	Simon Burns	10	5-10	170	DB
46	46	Quinn Brady	10	5-7	140	LB	98	98	Nicholas Farah	10	6-0	175	LB
47	47	Jack Goheen	12	6-3	215	LB	99	99	Kendrick Gilbert	11	6-5	270	DL
48	48	Henry Staggs	11	6-1	185	DL							

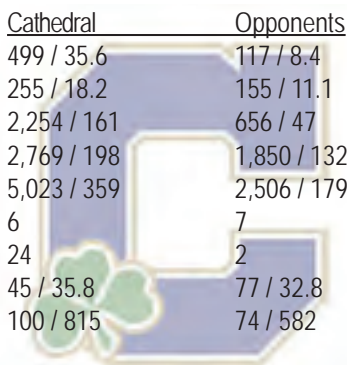
Indianapolis Cathedral Irish

Class 5A



Team Statistics

	Cathedral	Opponents
Total Points / Points Per Game	499 / 35.6	117 / 8.4
First Downs / Per Game	255 / 18.2	155 / 11.1
Rushing Yards / Per Game	2,254 / 161	656 / 47
Passing Yards / Per Game	2,769 / 198	1,850 / 132
Total Yards / Per Game	5,023 / 359	2,506 / 179
Fumbles Recovered By	6	7
Intercepted By	24	2
Total Punts / Average	45 / 35.8	77 / 32.8
Penalties / Yards	100 / 815	74 / 582



Individual Statistics

Scoring	G	TD	1-Pt.	2-Pt.	FG	TP	PPG
8 Benjamin Gomez	14	0	56	0	16	104	7.4
9 Seth Mencer	13	11	0	0	0	66	4.7
18 Daniel O'Neil	14	10	0	0	0	60	4.3
22 Michael Page	14	9	0	0	0	54	3.9
13 Jaron Tibbs	14	7	0	0	0	42	3.0

Rushing	G	Att.	Yds.	TD	YPG	YPC	Long
9 Seth Mencer	13	169	968	11	75.0	5.7	67
21 Carson Johnson	14	101	600	3	42.9	5.9	45
38 Hosia Smith, III	8	49	285	1	35.6	5.8	27
18 Daniel O'Neil	14	105	235	10	16.8	2.2	18

Passing	G	Comp.	Att.	Int.	TD	Yds.	YPG
18 Daniel O'Neil	14	206	332	2	29	2601	185.8
16 Justin Sage	10	5	8	0	1	81	8.1

Receiving	G	Rec.	Yds.	TD	YPG	YPC	Long
13 Jaron Tibbs	14	56	880	7	62.9	15.7	64
25 Dazzmon "Tazz" Garrett	14	41	495	5	35.4	12.1	75
22 Michael Page	14	40	441	9	31.5	11.0	47
86 Brennan Wooten	14	23	335	4	23.9	14.6	18
84 Parker Spellacy	14	16	171	0	12.2	10.7	14

Defense	G	Tackles	For Loss	Sacks	INT	FF	FR
7 Bryce Llewellyn	14	65	3.5	0.0	8	0	1
5 Hudson Miller	14	63	21.0	9.0	2	0	0
2 Jeffrey Utzinger	14	61	12.5	2.5	3	0	0
99 Kendrick Gilbert	13	42	7.0	5.0	0	0	0
47 Jack Goheen	14	40	14.0	5.0	1	0	0
59 Dominic Seibal	14	29	11.0	3.0	0	0	0

State Finals History

State Champion: **(13)** 1986 (3A), 1992 (3A), 1996 (4A), 1998 (4A), 1999 (4A), 2006 (4A), 2008 (4A), 2010 (4A), 2011 (4A), 2012 (4A), 2013 (5A), 2014 (5A), 2020 (5A)

Runner-Up: **(3)** 1973 (3A), 1976 (3A), 1991 (3A)

Appearances: **(17)** 1973 (3A), 1976 (3A), 1986 (3A), 1991 (3A), 1992 (3A), 1996 (4A), 1998 (4A), 1999 (4A), 2006 (4A), 2008 (4A), 2010 (4A), 2011 (4A), 2012 (4A), 2013 (5A), 2014 (5A), 2020 (5A), 2021 (5A)

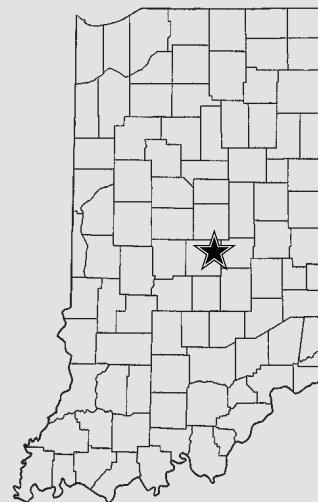


Bill Peebles

Head Coach

41-11 (4th year)

115-76 (17th year overall)



Team Facts

City/Town: Indianapolis

County: Marion

Superintendent: Dr. Robert Bridges

Principal: Julie Barthel

Athletic Director: Rick Streiff

Asst. Athletic Director: Jason Delaney

Athletic Trainer: Mike Hunker

Head Coach: Bill Peebles

Assistant Coaches: Adam Barth, Tony Salati,

Clifford Brooks, Darrick Brownlow, Mike

Prior, Eric Allen, Howard Fogel, Tim Barthel,

Joe Sander, Dino Farrell, Josiah Daniels,

Frank Karzcewski, Mike McGuigan, Evan

Triggs, Ed Hollaran, Jimmy Pappas, Kurt

Freytag.

Student Managers: Abby Plummer, Colleen

Cloud, Lili Coleman, Kennedy Foster, Ben

Branson, Crayton Jones, Mason Unton.

Offensive Formation: Multiple Spread

Defensive Formation: 3-3 stack

Colors: Navy Blue and Vegas Gold

Conference: Independent

Enrollment: 1,108

Last Year's W-L Record: 13-1

[@GoCHSAthletics](#) - [@GoCathedral](#)

Season Results (13-1)

8/20 at Westfield W 14-0

8/27 at Brownsburg W 20-7

9/3 Penn W 37-0

9/10 Indpls. Bishop Chatard W 38-14

9/17 at Columbus North W 37-13

9/24 Hammond Morton W 51-0

10/1 at Cincinnati LaSalle (OH) W 35-7

10/8 at Brebeuf Jesuit W 45-21

10/15 Center Grove L 6-21

Sectional

10/22 Terre Haute South W 56-0

10/29 Plainfield W 54-7

11/5 at Decatur Central W 31-7

Regional

11/12 New Palestine W 23-7

Semi-State

11/29 New Albany W 52-13

DEPTH CHART Please list your two-deeps at each position.**Offense**

Pos.	No.	Name
LT	74	Chris Farah / 78 Eli Albers
LG	53	Sam Neale / 72 Gabe Plummer
C	51	Lane Fowler / 77 Braden Beasley
RG	73	Owen Wood / 70 Rylan Mitchell
RT	50	Cooper Koers / 55 Evan Triggs Jr
TE	86	Brennan Wooten / 11 Sammy Bridges
TE	84	Parker Spellacy / 25 Tazz Garrett
WR	22	Michael Page / 15 David Ayers
WR	13.	Jarron Tibbs / 3 Daniel Hughes
RB	9	Seth Mencer / 21 Carson Johnson
QB	18	Danny O'Neil / 16 Justin Sage

Specialists

Pos.	No.	Name
Punter	8	Ben Gomez / 41 Eddie Witt
Placekicker	8	Ben Gomez / 83 Aiden Fahey
Kickoffs	8	Ben Gomez
Long Snapper		
Holder	15	David Ayers
Punt Returns	32	Anthony Kwiatkowski
Kickoff Returns	21	Carson Johnson / 25 Tazz Garrett

Defense

Pos.	No.	Name
DE	99	Kendrick Gilbert / 54 Navi Neal
NG	45	Kyle Coleman / 96 Patrick Kendall
DE	59	Dominic Seibal / 34 Steven Schnur
ILB	47	Jack Goheen / 28 Matthew Fritton
ILB	5	Hudson Miller / 31 Oscar Kirch
OLB	2	Jeff Utzinger / 42 Jacob Hasbrook
OLB	12	Gavin Crooke / 44 John Shedly
C	33	Kyuss Gargett / 23 Qujuan Cannon
C	32	Anthony Kwiatkowski / 14 Kiyren Bronner
FS	7	Bryce Llewellyn / 29 Will McCormick

HEAD COACH PROFILE

Name: Bill Peebles

Age: 52

Spouse's Name: Jeanne Peebles

Years Married: 17 Years

Children's Names, Ages: Molly Herdrich 29, Jacob Peebles 28, Monica Peebles 26

Current Occupation, Employer: Educator Cathedral High School

No. of Yrs.: 14

If a teacher, what subjects and grades do you teach: Administration

Education

High School Attended, Year Graduated: Cathedral High School 84-88

College Attended, Year Graduated: University of Evansville

Degree(s) / Major: Bachelor of Arts Education

Athletic Participation

Sport	High School Years Football 84-88	College Years Football 88-92
Football	1984-88	1988-92

As a high school or college player, have you ever competed in a State or National Championship Event in any sport? If yes, please give details:

Yes. IHSA AAA Football Champions 1986

Coaching Experience (Football Only)

Years as Varsity Head Coach at Current School (ie: 5 years):	4 years
Actual Years as Varsity Head Coach at Current School (ie: 1996-2000):	2018-2021
Record as Varsity Head Coach at Current School:	39-11
Overall Varsity Head Coaching Record:	113-76
Do you coach any other sports at your school?	No

Please list below where you've coached during your career starting with your current position:

School	Head / Asst.	No. of Years (ie: 5)	Actual Years (ie: 1992-present)
Cathedral	Head Coach	4	2018-21
Lawrence Central	Head	2	2016-17
Southport	Head	11	2005-15
Cathedral	Assistant	10	1995-2004
University of Evansville	Assistant	2	1993-94

Tournament Championships (As the Varsity Head Coach, list years your team won):

Sectional:	2019, 2020, 2021
Regional:	2020, 2021
Semi-State:	2020, 2021
State Championship:	2020

Something Interesting About You Personally Or Professionally That People Might Not Know:

My Father, Julian Peebles '64, brother, Terry Peebles '92, and son Jacob Peebles '2012, all played football at Cathedral High School. And my brother Terry is the head coach at Lafayette Harrison High School.



Westfield Shamrocks

Class 6A



Lt.	Dk.	Name	Gr.	Ht.	Wt.	Position(s)
1	1	Trevon Hatchett	12	5-8	190	RB
2	2	Patrick Schramm	11	5-11	175	WR
2	2	Popeye Williams	12	6-3	230	DL
3	3	Brock Stewart	10	6-0	160	DB
3	3	Jackson Wasserstrom	12	6-0	175	WR
4	4	Ian Bruch	12	6-0	170	WR
4	4	Eli Frei	11	5-9	175	DB
5	5	Jake Good	10	6-1	165	DB
6	6	Jackson Floyd	10	6-0	145	DB
6	6	Thadeus O'Neill	12	6-0	140	DB / LS
7	7	Gabe Arambales	9	6-0	196	WR
7	7	Sean Tallman	12	5-8	160	LB
8	8	Luke Lewis	12	6-0	190	DL
8	8	Jameson Lutz	11	5-10	175	DB
9	9	Caleb King	12	6-2	180	K
9	9	Alex Rudolph	10	6-1	170	DB
10	10	Alex Wolf	12	6-1	175	DB
11	11	Steven Wilkos	12	6-1	205	TE
12	12	Maximus Webster	12	6-3	230	QB
13	13	Nic DePasquale	12	6-2	195	TE
13	13	Will Irwin	10	6-2	155	WR
14	14	Jarrell Averitte	12	5-8	160	DB
14	14	Jackson Gilbert	10	5-10	180	QB
15	15	Cole Ballard	11	6-2	210	QB
15	15	Nathan Bodenberg	10	5-7	130	WR
16	16	Brody Boehm	10	6-0	175	K
17	17	Vance Farrar	12	6-4	251	DL
18	18	Jayden Bernavil	11	5-9	185	LB
19	19	John Miles	11	5-5	140	RB
20	20	Mario Chalmers	12	6-1	192	DB
20	20	Oni Davenport	10	5-7	189	RB
21	21	Dillon Thieneman	11	6-0	190	DB
22	22	Micah Hauser	12	6-0	190	RB / DB
23	23	Reece Weyer	11	5-11	170	DB
24	24	Ja'Veyon Averitte	12	5-10	210	RB
25	25	Peyton Cason	12	6-3	180	DB
26	26	Grant Harlowe	11	5-9	157	DB
27	27	Ryan Clayton	12	5-10	155	DB
27	27	Malachai Lomax	10	5-9	158	LB
28	28	Griffin Summers	9	5-8	156	DB
28	28	Mikeah Webster	9	6-1	200	TE
29	29	Zachary Kirks	12	6-2	180	DB
30	30	Ryan Creager	11	5-10	175	RB
31	31	Hayden Pope	11	5-8	170	DB
32	32	Tyler Brown	10	6-1	160	DB
32	32	Zeke Richardson	10	6-2	165	WR
33	33	Brayden Wagner	11	5-9	175	DB
34	34	Coleton Vondersaar	10	5-11	185	DL
35	35	Jacob Smith	11	5-6	125	WR
36	36	Brennan Hacker	11	5-11	150	DB
36	36	Reis Middleton	10	5-10	175	LB
37	37	Casey Graybill	10	5-7	190	LB
38	38	Evan Cannon	12	5-9	165	LB
39	39	Evan Bruce	12	6-0	160	DB
40	40	Will Byers	11	6-1	170	LB
41	41	Drew Wolfe	10	6-2	185	DL

Lt.	Dk.	Name	Gr.	Ht.	Wt.	Position(s)
42	42	Yushawn Hatchett	10	5-9	207	LB
43	43	Cooper Jackson	11	6-4	173	LB
45	45	Will Hemmerling	11	5-10	175	LB
46	46	Hayden Netral	11	5-9	174	LB
47	47	Trent DeCraene	10	5-8	168	LB
48	48	Charles Dager	11	5-10	190	LB
49	49	Magwire Graybill	12	5-11	205	LB
50	50	Mike Hale	12	5-9	330	OL
51	51	Anthony Feltrinelli	10	6-0	195	LB
51	51	Evan Kondrat	10	5-9	200	OL
52	52	Tyler Moran	11	6-0	240	OL
53	53	Tyler Dikos	11	6-2	190	LB
54	54	Ryan Barker	10	6-5	220	OL
54	54	Sam Bola	10	6-0	185	DL
55	55	Alex Ashley	11	6-5	260	OL
56	56	Jackson Anderson	12	5-9	180	LB
56	56	Will Strahm	12	5-11	255	OL
57	57	Blayze Dezelan	12	6-0	222	DL
58	58	Logan Gustafson	11	6-2	255	OL
59	59	Hunter Larsh	10	6-0	240	OL
60	60	Kaden Evans	10	5-10	195	OL
61	61	Owen Hessler	11	6-8	289	OL
62	62	Aiden Roberts	12	6-2	250	OL
63	63	Gary Morrison	10	6-1	235	OL
64	64	Clay Frederick	12	6-0	185	DL
65	65	Zachary Williams	12	6-5	275	OL
66	66	Mason Likovetz	11	6-3	316	OL
67	67	Reid Askren	11	6-3	279	OL
68	68	Brady Cobb	11	5-10	215	DL
69	69	Adriano Candido	12	6-5	250	OL
70	70	Boston Scott	10	6-2	240	OL
71	71	Mike Clifford	11	6-2	250	OL
72	72	Jaxon Imburgia	10	5-8	215	DL
73	73	John Foster	12	6-0	210	DL
76	76	Avery Huggins	9	6-3	216	OL
77	77	Dalen Blanding	12	5-11	225	DL
79	79	Joe Franco	10	6-0	175	OL
80	80	Max Nosler	10	6-2	205	TE
81	81	Christian Gibbins	11	6-3	170	WR
82	82	Brayden Hibler	10	6-2	160	WR
83	83	Samuel Toney	11	6-0	165	LB
84	84	Andrew Lieske	10	6-1	175	WR
85	85	Luke Hay	10	5-9	140	WR
86	86	Carson Montalone	12	6-6	235	TE
87	87	Dom Marckese	10	6-0	163	WR
88	88	Chase Foreman	11	6-0	160	WR
89	89	Jacob Braun	10	5-6	130	WR
91	91	Jack Yochum	10	5-11	163	DL
92	92	William Goodvine	10	6-2	230	DL
92	92	Malte Ickes	12	5-8	140	WR
93	93	Brayden Wilson	11	5-10	175	DL
94	94	Hank Temples	10	5-4	150	DL
95	95	Ben Wiggins	10	6-1	160	DL
96	96	Ainsley Awali	9	5-9	185	DL
97	97	Noah Solano	9	5-6	270	DL
99	99	Lionel Jennhatton	10	5-9	225	OL

Westfield Shamrocks

Class 6A



Team Statistics

	Westfield	Opponents
Total Points / Points Per Game	454 / 34.9	230 / 17.7
First Downs / Per Game	224 / 17.2	226 / 17.4
Rushing Yards / Per Game	2,401 / 184.7	2,498 / 192.1
Passing Yards / Per Game	2,352 / 180.9	1,320 / 101.5
Total Yards / Per Game	4,753 / 365.6	3,818 / 293.7
Fumbles Recovered By	1	2
Intercepted By	6	10
Total Punts / Average	28 / 31.1	44 / 27.7
Penalties / Yards	77 / 629	74 / 685

Individual Statistics

Scoring	G	TD	1-Pt.	2-Pt.	FG	TP	PPG
22 Micah Hauser	13	26	0	0	0	156	12.0
9 Caleb King	13	0	55	0	6	73	5.6
1 Trevon Hatchett	13	11	0	0	0	66	5.1
12 Maximus Webster	13	7	0	0	0	42	3.3
7 Gabe Aramboles	13	5	0	0	0	30	2.3

Rushing	G	Att.	Yds.	TD	YPG	YPC	Long
22 Micah Hauser	13	173	1252	23	94.2	7.1	50
1 Trevon Hatchett	13	69	549	10	40.6	7.7	48
12 Maximus Webster	13	78	498	7	31.8	5.3	78
24 Ja'Veyon Averitte	8	36	123	0	12.3	2.7	22
7 Gabe Aramboles	13	5	38	1	7.6	2.9	17

Passing	G	Comp.	Att.	Int.	TD	Yds.	YPG
12 Maximus Webster	13	132	186	2	16	2123	163.3
15 Cole Ballard	1	11	24	3	0	109	109.0
14 Jackson Gilbert	5	7	4	0	0	59	11.8

Receiving	G	Rec.	Yds.	TD	YPG	YPC	Long
7 Gabe Aramboles	13	38	587	4	45.2	15.4	60
4 Ian Bruch	12	29	497	4	41.4	17.4	64
13 Nic Depasquale	12	26	447	3	37.3	17.2	60
3 Jackson Wasserstrom	10	23	464	4	46.4	20.2	65
22 Micah Hauser	13	11	147	2	11.2	13.3	41

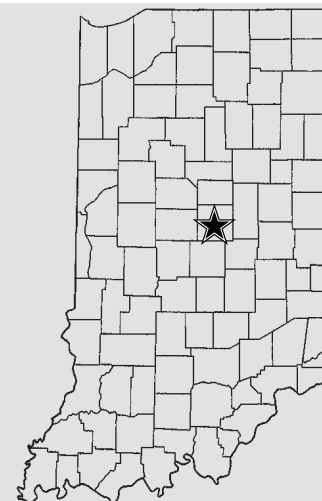
Defense	G	Tackles	For Loss	Sacks	INT	FF	FR
53 Tyler Dikos	13	138	10.0	3.5/25.3	1	1	1
22 Micah Hauser	13	116	2.5	0	3	1	0
21 Dillon Thieneman	13	99	8.0	0.5/3.3	1	0	0
48 Charles Dager	12	96	7.0	2.5/6.5	0	1	0
2 Popeye Williams	12	85	20.0	6.0/36.3	0	0	0
18 Jaydin Bernavil	11	67	3.0	2.0/32.0	0	1	0

State Finals History

State Champion: **(1)** 2016 (5A)
 Runner-Up: **(3)** 1992 (2A), 2013 (5A), 2020 (6A)
 Appearances: **(5)** 1992 (2A), 2013 (5A), 2016 (5A), 2020 (6A), 2021 (6A)



Jake Gilbert
 Head Coach
 84-47 (11th year)
 114-83 (17th year overall)



Team Facts

City/Town: Westfield
 County: Hamilton
 Superintendent: Paul Kaiser
 Principal: Alicia Denniston
 Athletic Director: Andy Tebbe
 Asst. Athletic Director: Ginny Smith
 Athletic Trainers: Anthony Scott, Kris Schepers, students: Avery Good, Ryan Barrett, Kristen Murray, Lucie Hauser, Layla Lewis
 Head Coach: Jake Gilbert
 Assistant Coaches: Tavio Henson, Nick Ferrer, Matt Hofferth, Dustin Shoe, Isaac Sturgis, Jeff Bennett, Greg Pope, Blair Schlicher, Elvin Caldwell, Steven Shackelford, Michael Reece, Denver Wade, Josh Miracle, Jeremy Fendley, Matt Kettlebar, Matt Comer, Ken Hampton, Zane Burtron, Nikko Morris
 Student Managers: Maddie Grady, Kayla Terry, Maija Waiter, Nika Wilson, Terranashua Wright, Kade Cooley, Delaney Mallory, Ahmya Harris, Jordan Clark, Maren Hilbert, Mikayla Sailes, Brandt Grabowski, Mya Sykes, Drew O'Hara
 Offensive Formation: Spread
 Defensive Formation: 4-3
 Colors: Green and Gold
 Conference: Hoosier Crossroads
 Enrollment: 2,500
 Last Year's W-L Record: 12-2
 @rocksathletics

Season Results (12-1)

8/20 Indianapolis Cathedral L 0-14
 8/27 at West Lafayette Harrison W 33-11
 9/3 at Zionsville W 42-21
 9/10 Noblesville W 42-15
 9/17 at Hamilton Southeastern W 34-21
 9/24 Brownsburg W 24-21
 10/1 at Avon W 45-24
 10/8 Fishers W 34-14
 10/15 at Franklin Central W 42-28

Sectional

10/29 at Noblesville W 49-6
 11/5 Hamilton Southeastern W 24-22

Regional

11/12 at Carroll (Fort Wayne) W 37-14

Semi-State

11/19 Merrillville W 48-19

DEPTH CHART Please list your two-deeps at each position.**Offense**

Pos.	No.	Name
LT	65	Zach Williams
LT	61	Owen Hessler
LG	56	Will Strahm
LG	66	Mason Likovetz
C	71	Michael Clifford
C	62	Aiden Roberts
RG	71	Reid Askren
RG	66	Mason Likovetz
RT	55	Alex Ashley
RT	69	Adriano Candido
TE	13	Nic Depasquale
TE	28	Mikeah Webster
QB	12	Maximus Webster
QB	14	Jackson Gilbert
R	22	Micah Hauser
R	1	Trevon Hatchett
WR	7	Gabe Aramboles
WR	2	Patrick Schramm
WR	3	Jackson Wasserstrom
WR	84	Andrew Liekse
WR	4	Ian Bruch
WR	11	Steven Wilkos

Specialists

Pos.	No.	Name
Punter	9	Caleb King
	12	Maximus Webster
Placekicker	9	Caleb King
	16	Brody Boehm
Kickoffs	9	Caleb King
	16	Brody Boehm
Long Snapper	6	Thadeus O'Neill
	46	Hayden Netral
Holder	10	Alex Wolf
	14	Jackson Gilbert
Punt Returns	10	Alex Wolf
	4	Ian Bruch
Kickoff Returns	1	Trevon Hatchett
	7	Gabe Aramboles

Defense

Pos.	No.	Name
DE	57	Blayze Dezelan
DE	34	Coleton Vondersaar
DT	17	Vance Farrar
DT	68	Brady Cobb
DT	77	Dalen Blanding
DT	92	William Goodvine
DE	2	Popeye Williams
DE	77	Dalen Blanding
LB	53	Tyler Dikos
LB	38	Evan Cannon
LB	49	Magwire Graybill
LB	51	Anthony Feltrinelli
LB	48	Charles Dager
LB	18	Jayden Bernavil
CB	1	Trevon Hatchett
CB	20	Mario Chalmers
CB	27	Ryan Clayton
CB	23	Reece Weyer
SS	21	Dillon Thieneman
SS	6	Thadeus O'Neill
FS	22	Micah Hauser
FS	10	Alex Wolf

HEAD COACH PROFILE

Name Jake Gilbert

Age: 45

Spouse's Name: Christina

Years Married: 20

Children's Names, Ages: Logan (18), Jackson (16) Tyson (14)

Current Occupation, Employer: Westfield HS

No. of Yrs.: 11

If a teacher, what subjects and grades do you teach: I teach classes on Leadership

Education

High School Attended, Year Graduated: Ben Davis (1994)

College Attended, Year Graduated: Wabash College (1998)

Degree(s) / Major: Bachelors History

Athletic Participation

Sport	High School Years (ie: 1972, 73)	College Years (ie: 1976, 77)
Football	1990 – 1993	1994 - 1997

As a high school or college player, have you ever competed in a State or National Championship Event in any sport? If yes, please give details:

At Ben Davis, we beat Penn in the State Championship my Sophomore year (1991) and lost to Snider in the championship (1992)

Coaching Experience (Football Only)

Years as Varsity Head Coach at Current School (ie: 5 years):	11
Actual Years as Varsity Head Coach at Current School (ie: 1996-2000):	2011 – present
Record as Varsity Head Coach at Current School:	83 - 47
Overall Varsity Head Coaching Record:	113 - 83
Do you coach any other sports at your school?	No

Please list below where you've coached during your career starting with your current position:

School	Head / Asst.	No. of Years (ie: 5)	Actual Years (ie: 1992-present)
Westfield HS	Head	11	2011 – present
Wabash College	Asst	5	2006 – 2010
North Montgomery HS	Head	6	2000 - 2005
Ben Davis HS	Asst	2	1998 - 1999

Tournament Championships (As the Varsity Head Coach, list years your team won):

Sectional: 2013, 2014, 2015, 2016, 2020, 2021

Regional: 2013, 2016, 2020, 2021

Semi-State: 2013, 2016, 2020, 2021

State Championship: 2016

Something Interesting About You Personally Or Professionally That People Might Not Know:

I serve on the Westfield City Council and would like to be our Mayor some day.



Center Grove Trojans

Class 6A



Lt.	Dk.	Name	Gr.	Ht.	Wt.	Position(s)	Lt.	Dk.	Name	Gr.	Ht.	Wt.	Position(s)
1	1	Kalen Carroll	12	6-1	175	DB	51	51	Ronnie Thompson	10	5-10	195	LB
2	2	Tayven Jackson	12	6-4	195	QB	52	52	Isaak Fischer	11	6-0	285	OL
3	3	Jackson Griffin	12	5-11	185	LB	53	53	Brenden Nellans	11	5-10	205	LB
4	4	Geiger White	12	5-11	175	RB	53	53	Logan Arnold	10	5-9	145	OL
5	5	Drew Wheat	11	5-9	160	RB	54	54	Luke McDaniel	11	6-1	265	OL
6	6	Austin Green	12	5-7	180	RB	55	55	Payton Hutchins	10	6-0	255	OL
7	7	Brant Harbin	12	5-9	165	DB	56	56	Joe Gaffney	10	5-10	165	DB
7	7	Reese Breeden	10	5-7	115	RB	57	57	Zach Ankney	10	6-2	225	OL
8	8	Daniel Weems	12	5-9	200	RB	57	57	Anasta Lasaru	11	6-1	177	LB
9	9	Zach Greller	11	6-4	185	SE	58	58	Jordan Cox	12	5-10	300	OL
10	10	Harrison Stomps	12	6-2	190	SE	60	60	Owen Zoss	12	6-0	210	OL
11	11	Owen Wright	11	6-2	170	QB	61	61	Gaven Day	10	5-8	235	OL
11	11	Isaac Horvath	10	5-7	125	DB	62	62	Andrew Eckhart	10	6-0	250	OL
12	12	Micah Coyle	11	5-11	180	RB	63	63	Gurubir Jheeta	12	6-1	225	DE
13	13	Brandon Wheat	12	5-10	170	WB	64	64	Jackson Stoelting	12	5-10	220	DE
14	14	Eli Hohlt	11	6-0	165	SE	64	64	Mason Golden	10	6-1	225	OL
15	15	Tyler Cherry	10	6-4	175	QB	65	65	Tyler Schott	10	5-11	265	OL
16	16	Earl Ridden	12	5-9	175	DB	66	66	Ethan Miner	11	6-1	260	OL
17	17	Parker Doyle	11	6-2	175	CB	67	67	Charlie Gardner	11	6-4	265	OL
18	18	Michael Soderdahl	10	5-10	155	DB	68	68	Jacob Newlin	12	6-2	280	OL
19	19	Jaxon Klusmeier	12	5-9	165	DB	69	69	Hunter Dean	11	5-9	215	DE
20	20	Mitchell Evans	12	5-11	190	DB	70	70	Cooper Rakow	11	6-0	245	OL
21	21	Gavin Oakes	11	5-10	170	DB	71	71	Elijah Chandler	10	6-2	240	DE
22	22	Grant Baldwin	11	5-8	170	SE	72	72	Gavin Bufalari	11	6-4	210	OL
23	23	Mathew Yoder	10	5-9	155	RB	73	73	Isaac Ritchie	11	5-7	190	DE
24	24	Ethan Watt	11	5-11	165	DB	74	74	Shane Folco	11	5-10	205	OL
25	25	Mathew Neff	11	5-11	165	DB	75	75	Nate Johnson	10	6-1	250	DL
26	26	Evan Spomar	11	5-9	165	RB	75	75	Tyler Frieden	10	6-3	230	OL
27	27	Rylan Cook	10	5-7	178	RB	76	76	Tommy Claiborne	11	6-4	275	DL
28	28	Noah Coy	10	5-10	166	SE	77	77	Austin Wiese	11	6-3	285	OL
29	29	Gage Rees	11	5-10	164	DB	78	78	Logan Cravens	11	6-1	243	OL
30	30	Jalen Thomeson	11	5-11	185	DB	78	78	Shreyas Seerum	11	6-1	215	LB
31	31	Brody Boswell	10	6-0	150	DB	79	79	Sam Buras	12	6-7	320	OL
32	32	James Schott	12	6-5	220	DE	80	80	Gerson Coroa	11	5-7	155	SE
33	33	Elijah Matheson	12	5-11	210	LB	81	81	Andrew Spomar	11	5-11	175	SE
34	34	Ethan Matheson	10	5-8	155	LB	82	82	Patrick Smith	10	6-0	165	SE
35	35	Jacob Babb	10	5-10	145	DB	83	83	Christian Clark	11	5-11	145	SE
36	36	Owen Bright	10	5-11	205	LB	84	84	Braxton Ridens	12	6-1	200	TE
37	37	Trei Specker	12	6-4	215	LB	85	85	Brady Curnutt	10	5-11	155	SE
38	38	Parker Dougherty	10	5-9	155	DB	86	86	Jimmy Davies	10	5-9	163	RB
39	39	Christian Carrington	11	6-1	175	RB	88	88	Kayne Palmer	10	5-9	145	SE
41	41	AJ Beggs	10	6-0	175	LB	89	89	Will Spellman	10	6-6	230	TE
42	42	Kyle Williams	11	5-8	205	LB	90	90	Isiah Turner	11	5-7	215	DE
43	43	Michael Siemons	11	5-11	160	LB	91	91	Caden Curry	12	6-5	255	DL
44	44	Connor Cannon	10	5-9	145	DB	93	93	Isaac Chandler	12	5-11	245	DL
44	44	Ronnie Thompson	10	6-0	210	LB	94	94	Jude Oakes	10	6-2	195	DL
45	45	Brock Berry	11	6-3	200	DE	95	95	Carson Wools	12	5-11	215	DL
45	45	Jacob Harris	10	6-1	195	TE	96	96	Ryne Roehling	11	6-0	215	DL
46	46	Sam Hendrick	10	6-1	160	DB	97	97	Owen Green	12	6-1	270	DL
47	47	Shane Bennett	12	6-4	245	TE	98	98	Nolan Foley	11	6-0	195	PK
48	48	Kaden McConnell	10	5-10	163	RB	99	99	Joe Finnie	10	5-8	140	SE
49	49	Quentin Hedges	10	6-0	225	LB	99	99	Carl Biddings	12	6-1	295	DL
50	50	John Lyon	11	6-1	255	OL							

Center Grove Trojans

Class 6A



Team Statistics

	Center Grove	Opponents
Total Points / Points Per Game	544 / 41.8	133 / 10.2
First Downs / Per Game	242 / 18.6	146 / 11.2
Rushing Yards / Per Game	2,775 / 213.5	794 / 61.1
Passing Yards / Per Game	1,721 / 132.4	1,851 / 142.4
Total Yards / Per Game	4,496 / 345.8	2,645 / 203.5
Fumbles Recovered By	10	8
Intercepted By	15	3
Total Punts / Average	28 / 31.6	64 / 27.9
Penalties / Yards	73 / 635	62 / 500

Individual Statistics

Scoring	G	TD	1-Pt.	2-Pt.	FG	TP	PPG
5 Drew Wheat	13	16	0	1	0	98	7.5
98 Nolan Foley	13	0	65	0	6	83	6.3
8 Daniel Weems	13	12	0	0	0	72	5.5
12 Micah Coyle	13	9	0	0	0	54	4.1
91 Caden Curry	13	5	0	0	0	30	2.3

Rushing	G	Att.	Yds.	TD	YPG	YPC	Long
5 Drew Wheat	13	126	987	13	75.9	7.8	NA
8 Daniel Weems	13	136	666	9	51.2	4.9	NA
12 Micah Coyle	13	72	557	9	42.8	7.7	NA
4 Geiger White	13	9	148	1	11.4	16.4	NA
6 Austin Green	13	27	137	2	10.5	5.1	NA

Passing	G	Comp.	Att.	Int.	TD	Yds.	YPG
2 Tayven Jackson	13	109	165	3	20	1616	124.3
15 Tyler Cherry	13	6	11	0	0	36	2.8

Receiving	G	Rec.	Yds.	TD	YPG	YPC	Long
10 Harrison Stomps	13	27	335	2	25.8	12.4	NA
13 Brandon Wheat	13	17	320	3	24.6	18.8	NA
14 Eli Hohlt	13	15	256	2	19.7	17.1	NA
47 Shane Bennett	13	11	183	3	14.1	16.6	NA
8 Daniel Weems	13	12	170	3	13.1	14.2	NA

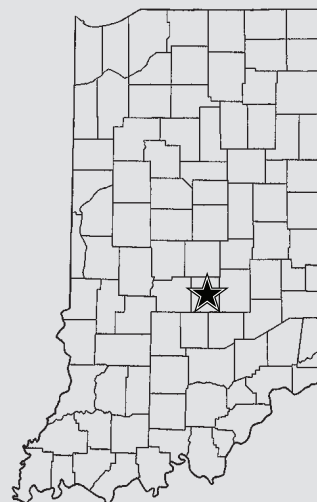
Defense	G	Tackles	For Loss	Sacks	INT	FF	FR
91 Caden Curry	13	45.0	22	7/50	0	0	0
30 Jalen Thomeson	13	43.5	4	0.5/7	1	0	0
37 Trei Specker	13	41.0	9	2/13	0	1	1
21 Gavin Oaks	13	40.0	5	0/0	2	0	0
32 James Schott	13	39.5	11	4/19	0	2	2
20 Mitchell Evans	13	25.0	1	0/0	1	1	1

State Finals History

State Champion: **(3)** 2008 (5A), 2015 (6A), 2020 (6A)
 Runner-Up: **(3)** 2000 (5A), 2016 (6A), 2019 (6A)
 Appearances: **(7)** 2000 (5A), 2008 (5A), 2015 (6A),
 2016 (6A), 2019 (6A), 2020 (6A),
 2021 (6A)



Eric Moore
 Head Coach
 223-72 (23rd year)
 271-77 (27th year overall)



Team Facts

City/Town: Greenwood
 County: Johnson
 Superintendent: Dr. Rich Arkanoff
 Principal: Dr. Jeffry Henderson
 Athletic Director: Scott Knapp
 Asst. Athletic Director: Katie Fisher
 Athletic Trainer: Jessica Schaber
 Head Coach: Eric Moore
 Assistant Coaches: Chad Daniels, Troy Dice, Nick Lyon, Kevin Hutchins, Joe Siderewicz, Matt Patterson, Brad Timmons, Tom Blanck, Kevin Dietel, Brian Harbin, Ryan Spoonmore, Brandon Painter, Matt Adams, Daniel Weems, John Summers, Craig Jarrett, Adam Lutgring
 Student Managers: Jimmy Mueller, Elijah Hitz, Torie Herbertz, Zak Alexander, Nick Andrews, Logan Meyer, Matthew Phillips
 Offensive Formation: Wing T
 Defensive Formation: 4-3
 Colors: Red and White
 Conference: Metropolitan Interscholastic
 Enrollment: 2,782
 Last Year's W-L Record: 14-0
 @CGTrojansAD

Season Results (13-0)

8/20 at Warren Central W 38-14
 8/27 Decatur Central W 56-7
 9/3 at Carmel W 41-14
 9/10 Ben Davis W 45-21
 9/17 at North Central (Indpls.) W 53-7
 9/24 at Lawrence Central W 48-0
 10/1 Pike W 49-6
 10/8 Lawrence North W 43-19
 10/15 at Indpls. Cathedral W 21-6

Sectional

10/29 at Franklin Central W 35-7
 11/5 Columbus North W 41-7

Regional

11/12 at Lawrence North W 29-19

Semi-State

11/19 Ben Davis W 45-6

DEPTH CHART Please list your two-deeps at each position.

Offense

Pos.	No.	Name
QB	2	Tayven Jackson
QB	15	Tyler Cherry
RB	8	Daniel Weems
RB	4	Geiger White
RB	5	Drew Wheat
RB	6	Austin Green
WB	13	Brandon Wheat
WB	12	Micah Coyle
SE	10	Harrison Stomps
SE	9	Zach Greller
SE	9	Zach Greller
SE	28	Noah Coy
OL	68	Jacob Newlin
OL	50	John Lyon
OL	77	Austin Wiese
OL	54	Luke McDaniel
OL	58	Jordan Cox
OL	55	Payton Hutchins
OL	67	Charlie Gardner
OL	52	Isaak Fischer
OL	79	Sam Buras
OL	60	Owen Zoss
TE	47	Shane Bennett
TE	89	Will Spellman

Specialists

Pos.	No.	Name
Punter	2	Tayven Jackson
	98	Nolan Foley
Placekicker/ Kickoffs	98	Nolan Foley
	82	Patrick Smith
Long Snapper	91	Caden Curry
	58	Jordan Cox
Holder	28	Noah Coy
	2	Tayven Jackson
Punt Returns	20	Mitchell Evans
Kickoff Returns	13	Brandon Wheat
	20	Mitchell Evans
	5	Drew Wheat
	12	Micah Coyle

Defense

Pos.	No.	Name
DB	17	Parker Doyle
DB	7	Brant Harbin
DB	24	Ethan Watt
DB	25	Matthew Neff
DB	20	Mitchell Evans
DB	29	Gage Rees
DB	21	Gavin Oaks
DB	17	Parker Doyle
LB	30	Jalen Thomeson
LB	33	Elijah Matheson
LB	37	Trei Specker
LB	3	Jackson Griffin
LB	36	Owen Bright
LB	42	Kyle Williams
DL	32	James Schott
DL	90	Isiah Gonterman-Turner
DL	91	Caden Curry
DL	76	Tommy Claiborne
DL	97	Owen Green
DL	93	Isaac Chandler
DL	99	Carl Biddings
DL	95	Carson Wools

HEAD COACH PROFILE

Name: Eric Moore

Age: 60

Spouse's Name: Brandy Moore

Years Married: 22

Children's Names, Ages: Tyson (29), Hannah (28), Jackson (21), Hayden (17), Sydney (15)

Current Occupation, Employer: Educator & Head Football and Track & Field Coach at Center Grove High School

No. of Yrs.: 23

If a teacher, what subjects and grades do you teach: Physical Education

Education

High School Attended, Year Graduated: Edgewood, 1979

College Attended, Year Graduated: Indiana University, 1984

Degree(s) / Major: Bachelor of Science, Physical Education

Athletic Participation

Sport	High School Years (ie: 1972, 73)	College Years (ie: 1976, 77)
Football	1975-78	1980-84

As a high school or college player, have you ever competed in a State or National Championship Event in any sport? If yes, please give details:

Coaching Experience (Football Only)

Years as Varsity Head Coach at Current School (ie: 5 years): 23

Actual Years as Varsity Head Coach at Current School (ie: 1996-2000): 1999-2021

Record as Varsity Head Coach at Current School: 223-72

Overall Varsity Head Coaching Record: 271-77

Do you coach any other sports at your school? Head Boys Track & Field (2000-present)

Please list below where you've coached during your career starting with your current position:

School	Head / Asst.	No. of Years (ie: 5)	Actual Years (ie: 1992-present)
Center Grove High School	Head	23	1999-present
Charlotte HS (Punta Gorda, FL)	Head	5	1994-1998
Charlotte HS (Punta Gorda, FL)	Assistant	8	1986-1993

Tournament Championships (As the Varsity Head Coach, list years your team won):

Sectional: 2000, 2002, 2003, 2008, 2009, 2011, 2012, 2013, 2014, 2015, 2016, 2017, 2018, 2019, 2020, 2021

Regional: 2000, 2002, 2003, 2008, 2009, 2011, 2012, 2013, 2014, 2015, 2016, 2018, 2019, 2020, 2021

Semi-State: 2000, 2008, 2015, 2016, 2019, 2020, 2021

State Championship: 2008, 2015, 2020

Something Interesting About You Personally Or Professionally That People Might Not Know:

I love NASCAR and Indy car racing. I also enjoy long walks on the beach!